



US00D454244S

(12) **United States Design Patent**
Scheff

(10) **Patent No.:** **US D454,244 S**

(45) **Date of Patent:** **** Mar. 5, 2002**

(54) **QUARTER HOLDER AND DISPLAY DEVICE
SUGGESTIVE OF A U.S. FLAG**

D430,381 S * 8/2000 Ellis et al. D99/34
D443,750 S * 6/2001 Reidenbach D99/34

(75) Inventor: **Jeffery P. Scheff**, 13110 Emerson Rd.,
Kidron, OH (US) 44636-0203

* cited by examiner

(73) Assignee: **Jeffery P. Scheff**, Kidron, OH (US)

Primary Examiner—Antoine Duval Davis
(74) *Attorney, Agent, or Firm*—Fay, Sharpe, Fagan,
Minnich & McKee, LLP

(**) Term: **14 Years**

(57) **CLAIM**

(21) Appl. No.: **29/138,519**

The ornamental design for quarter holder and display device
suggestive of a U.S. flag, as shown and described.

(22) Filed: **Mar. 15, 2001**

(51) **LOC (7) Cl.** **99-00**

(52) **U.S. Cl.** **D99/34**

(58) **Field of Search** D11/165-167,
D11/172; D99/34, 37; 206/81-84, 775-777,
782

DESCRIPTION

FIG. 1 is an elevated perspective view;
FIG. 2 is a top plan view thereof;
FIG. 3 is a side view thereof;
FIG. 4 is a end view thereof; and,
FIG. 5 is a back view thereof.

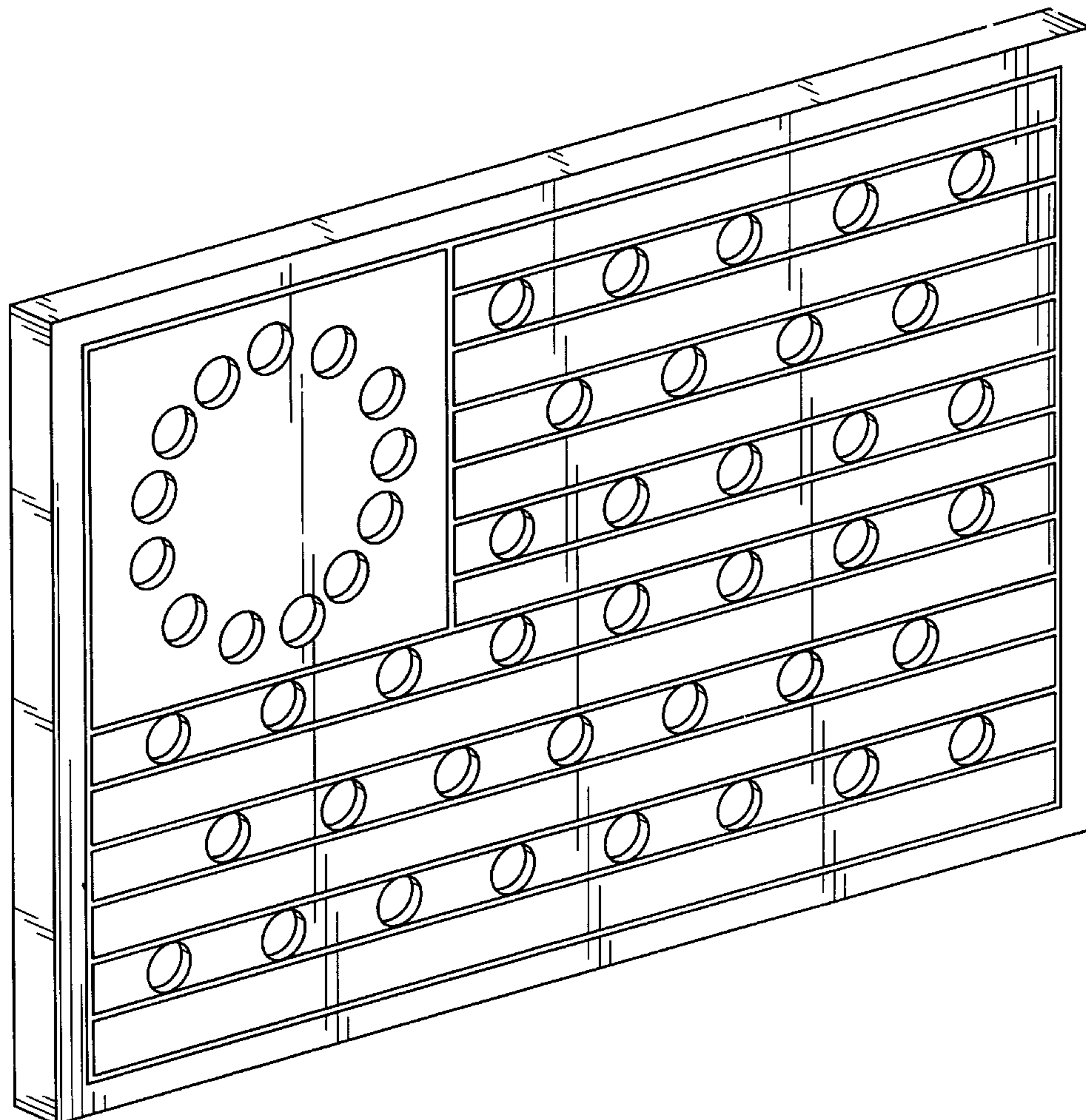
(56) **References Cited**

The opposite views of FIGS. 3 and 5 are identical thereto,
respectively.

U.S. PATENT DOCUMENTS

5,988,365 A * 11/1999 McAdams 206/83

1 Claim, 3 Drawing Sheets



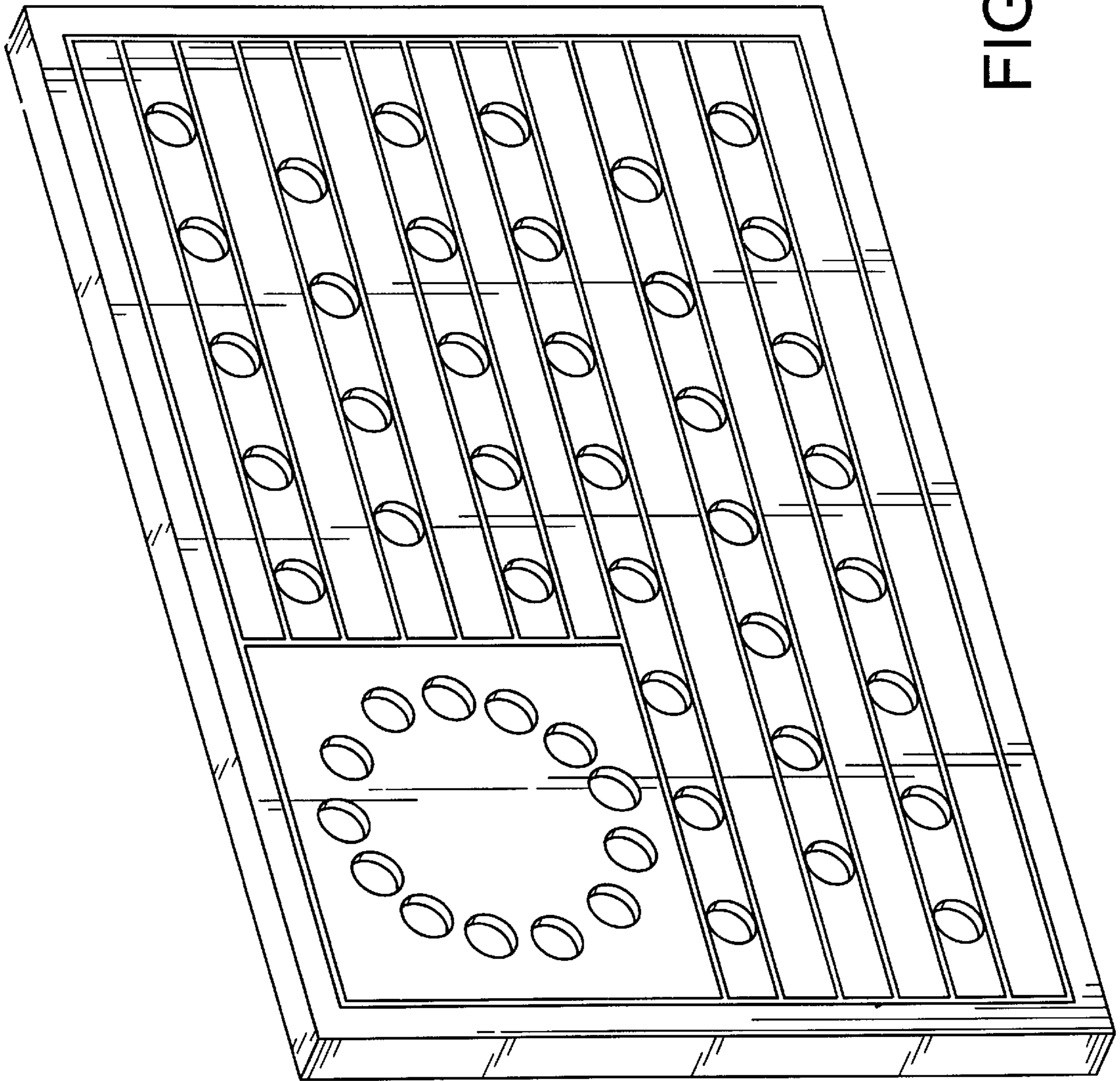


FIG. 1

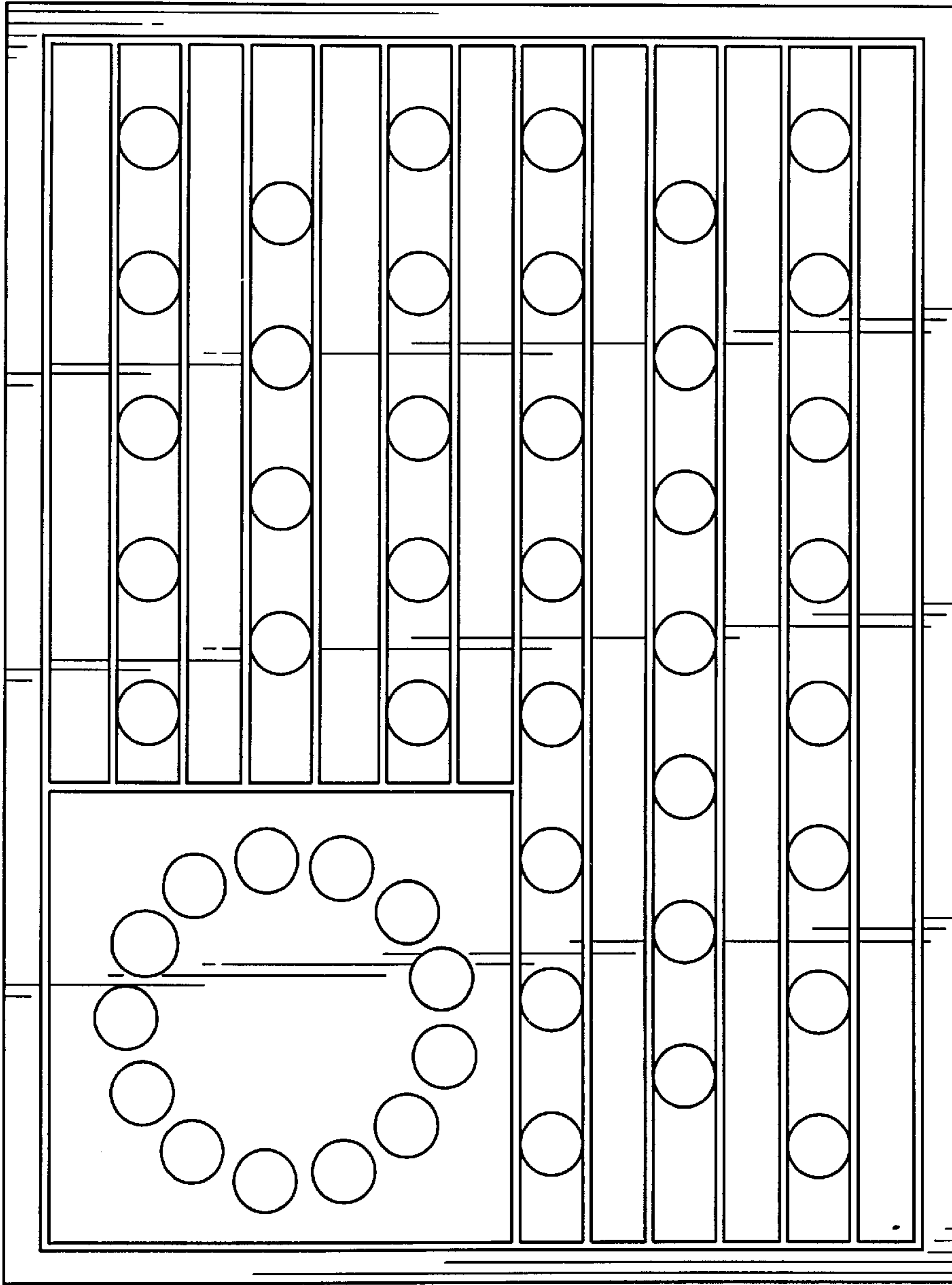


FIG. 2



FIG. 3




FIG. 5




FIG. 4