



US00D454239S

(12) **United States Design Patent**
Lin

(10) **Patent No.:** **US D454,239 S**

(45) **Date of Patent:** **** Mar. 5, 2002**

(54) **GARBAGE CAN**

(76) Inventor: **Tsong-Yow Lin**, 58, Ma Yuan West St.,
Taichung (TW)

(**) Term: **14 Years**

(21) Appl. No.: **29/127,864**

(22) Filed: **Aug. 9, 2000**

(51) **LOC (7) Cl.** **09-09**

(52) **U.S. Cl.** **D34/9**

(58) **Field of Search** D34/1, 7, 8, 9;
D32/37; 220/675, 913, 908, 262, 263, 909

| | | | | |
|------------|---|--------|------------------------|-------|
| D241,499 S | * | 9/1976 | Raftery | D34/9 |
| D343,486 S | * | 1/1994 | Kimport | D34/1 |
| D368,563 S | * | 4/1996 | Brightbill et al. | D34/9 |
| D377,554 S | * | 1/1997 | Adriaansen | D34/7 |
| D381,784 S | * | 7/1997 | Keller et al. | D34/9 |
| D393,334 S | * | 4/1998 | Presnell et al. | D34/9 |
| D418,957 S | * | 1/2000 | Rashid | D34/7 |
| D435,951 S | * | 1/2001 | Yang et al. | D34/9 |

* cited by examiner

Primary Examiner—Cynthia E Ramirez

(57) **CLAIM**

The ornamental design for a garbage can, as shown and described.

(56) **References Cited**

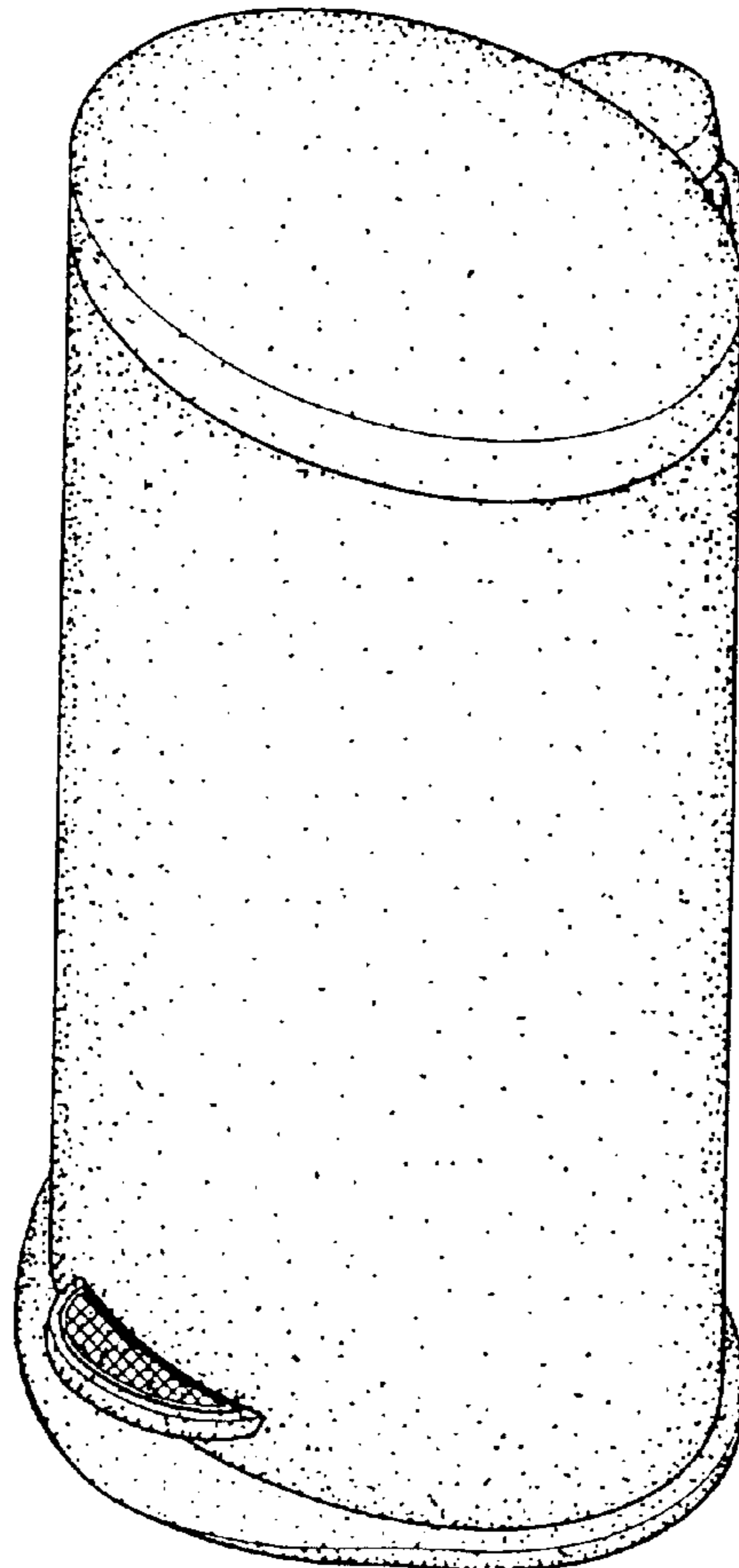
U.S. PATENT DOCUMENTS

| | | | | |
|-------------|---|---------|-----------------------|---------|
| 1,891,651 A | * | 12/1932 | Padelford et al. | 220/675 |
| 1,966,323 A | * | 7/1934 | Von Elm | 220/913 |
| D108,642 S | * | 3/1938 | Geibel | D34/9 |
| D118,374 S | * | 1/1940 | Kemenstein | D34/9 |
| 2,242,698 A | * | 5/1941 | Evitt | 220/913 |
| 2,246,975 A | * | 6/1941 | Geibel | 220/675 |
| 2,255,972 A | * | 9/1941 | Harvard | 220/913 |
| D145,970 S | * | 11/1946 | Blloomfield | D34/9 |
| D147,646 S | * | 10/1947 | Footlik | D34/9 |
| 2,475,125 A | * | 7/1949 | Brownell | 220/913 |

DESCRIPTION

FIG. 1 is a perspective view of a garbage can showing my design;
FIG. 2 is a front elevational view thereof;
FIG. 3 is a rear elevational view thereof;
FIG. 4 is a left side elevational view thereof;
FIG. 5 is a right side elevational view thereof;
FIG. 6 is a top plan view thereof; and,
FIG. 7 is a bottom plan view thereof.

1 Claim, 6 Drawing Sheets



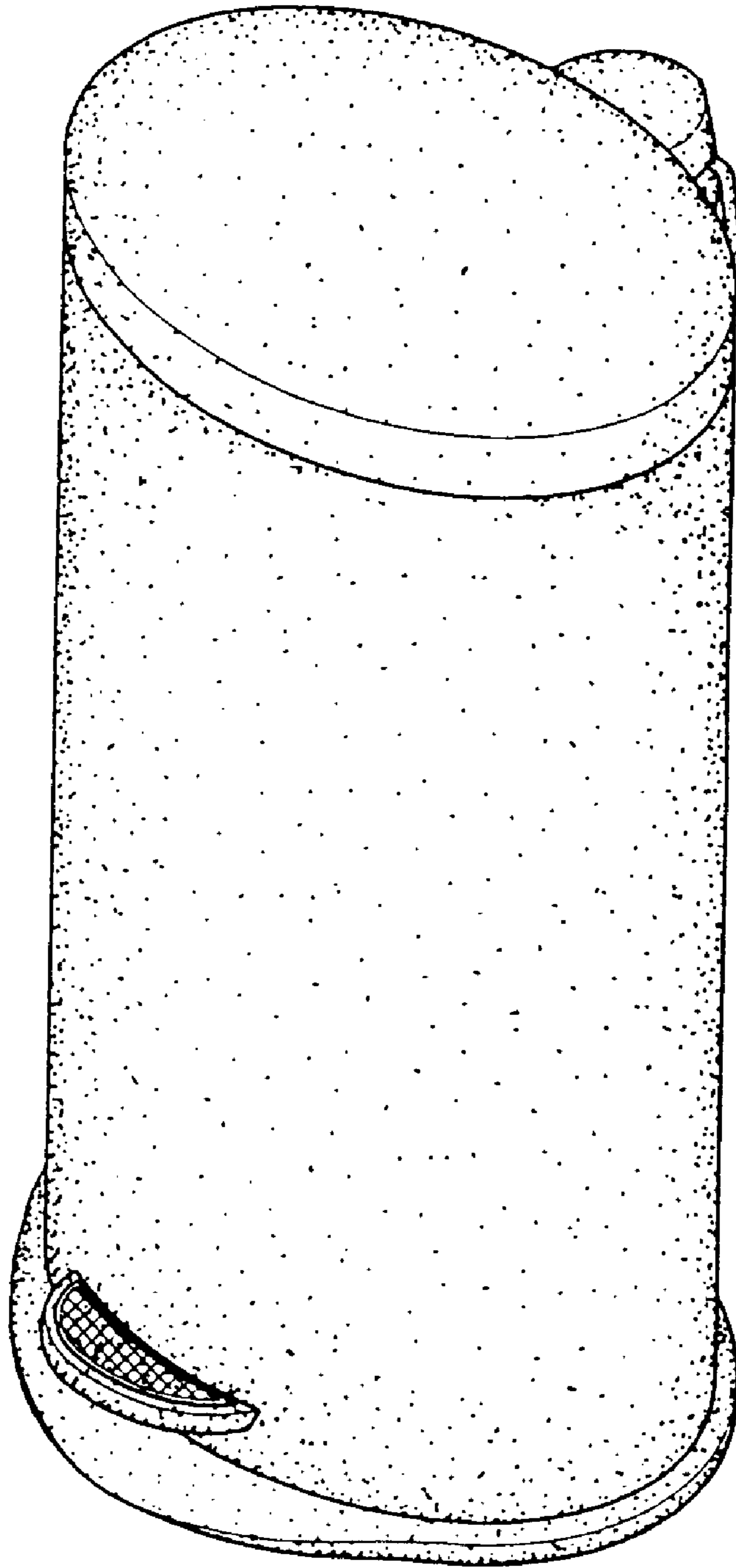


FIG. 1




FIG. 2




FIG. 3

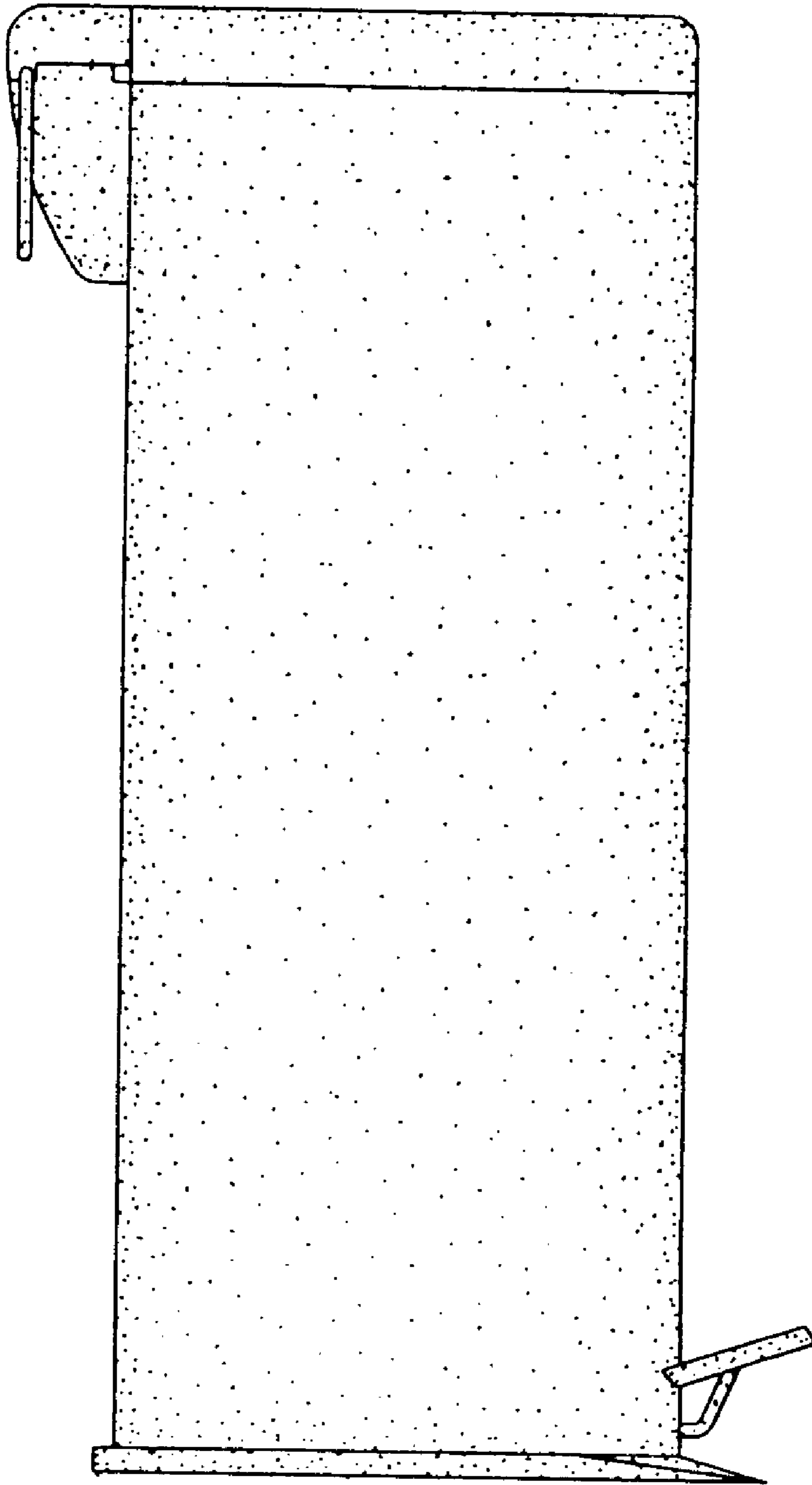


FIG. 4

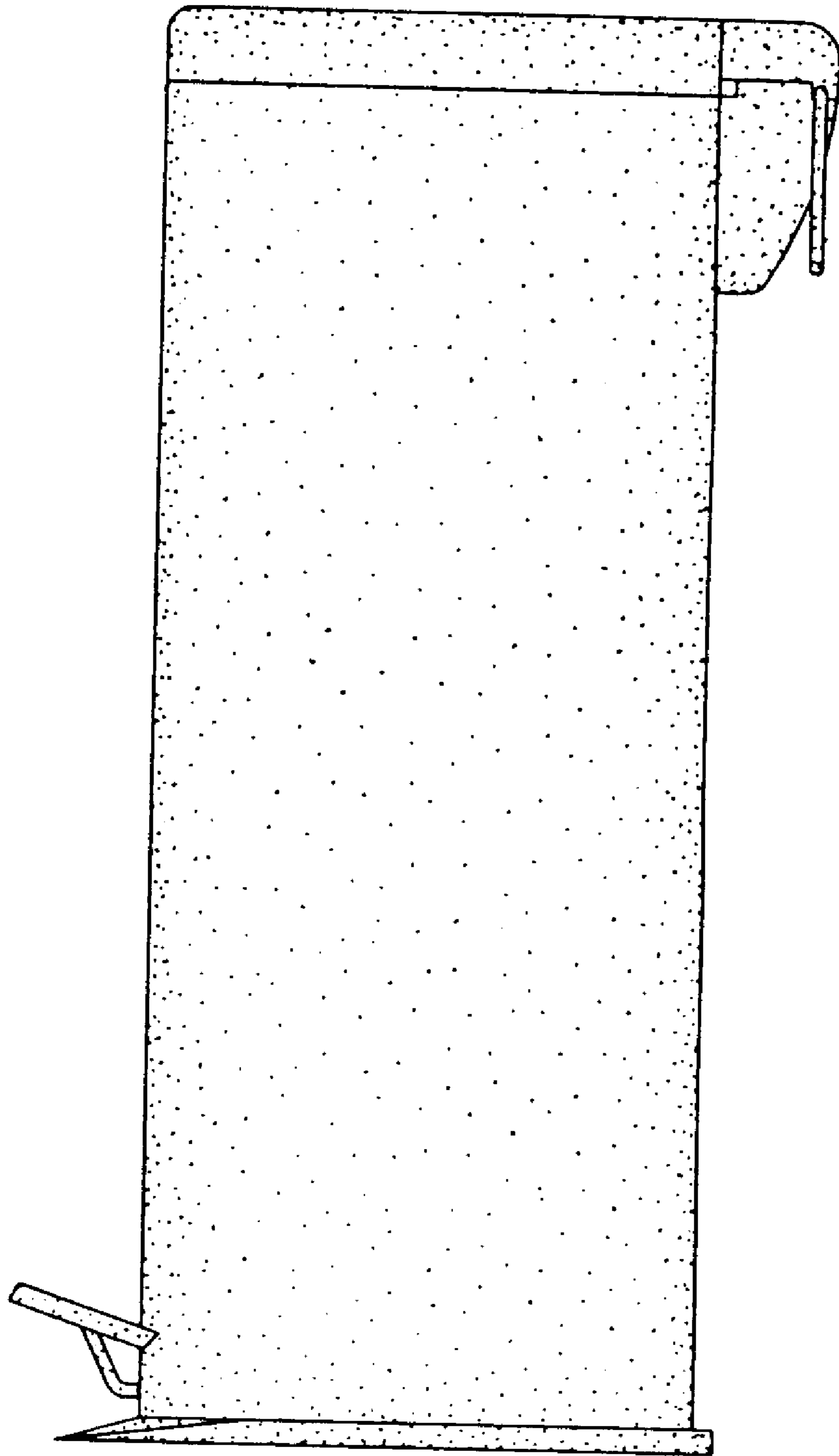


FIG. 5

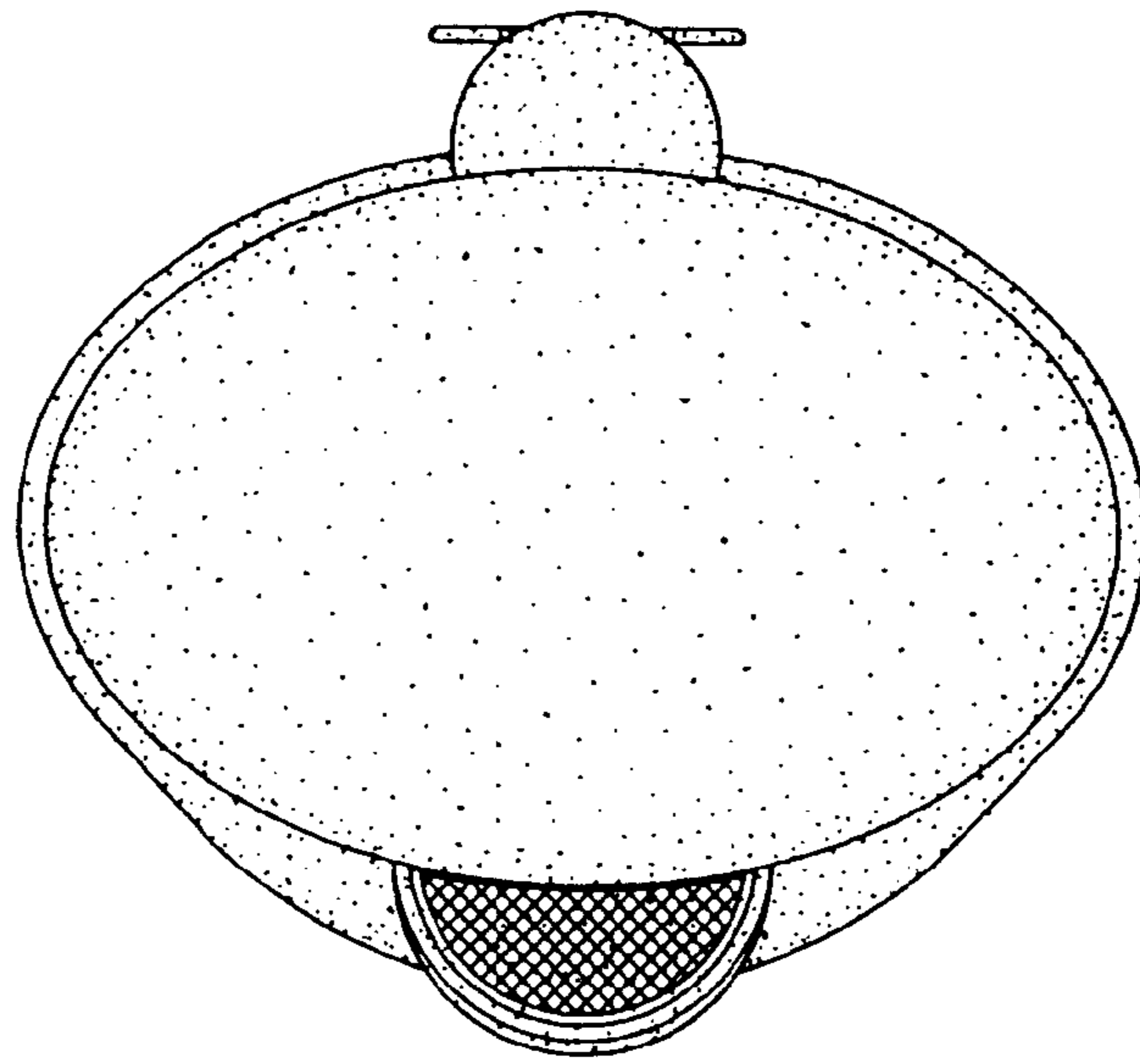


FIG. 6

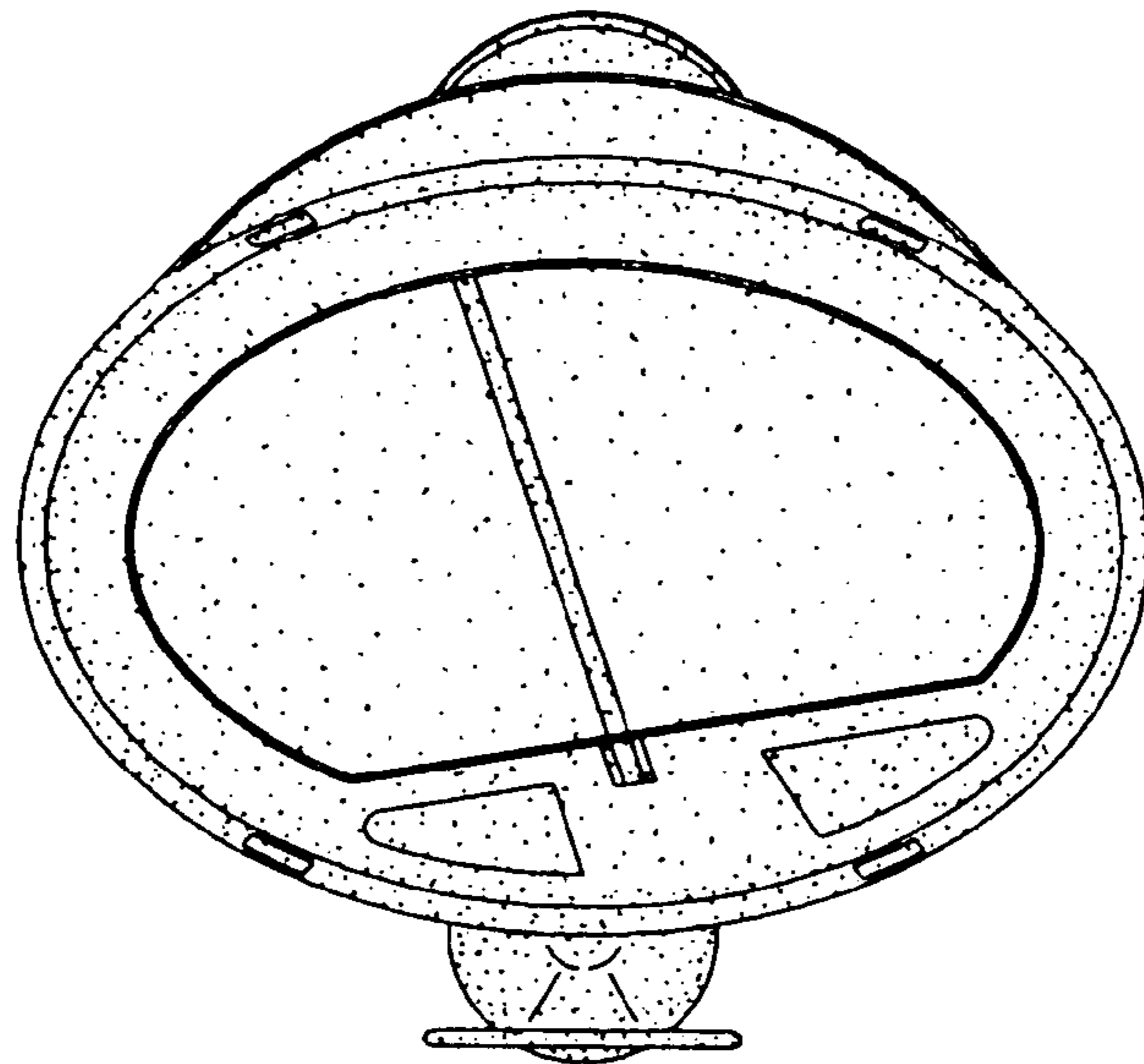


FIG. 7