



US00D454235S

(12) **United States Design Patent**
Kaplan

(10) **Patent No.:** **US D454,235 S**

(45) **Date of Patent:** **** Mar. 5, 2002**

(54) **PET LEASH**

(75) **Inventor:** **Joan Kaplan**, Demarest, NJ (US)

(73) **Assignee:** **Hasbro, Inc.**, Pawtucket, RI (US)

(**) **Term:** **14 Years**

(21) **Appl. No.:** **29/135,730**

(22) **Filed:** **Jan. 18, 2001**

(51) **LOC (7) Cl.** **30-04**

(52) **U.S. Cl.** **D30/153**

(58) **Field of Search** D30/152-153;
119/769-770, 719-720, 792, 793, 795,
797, 856, 859, 863, 821; 182/3, 6, 9; D29/124

(56) **References Cited**

U.S. PATENT DOCUMENTS

- 3,332,398 A * 7/1967 Mintz 119/797
- 5,363,810 A * 11/1994 Kraus 119/795
- 5,632,234 A * 5/1997 Parker 119/795

- D388,558 S * 12/1997 Miller D30/795
- 5,709,172 A * 1/1998 Maglich 119/797
- 5,852,988 A * 12/1998 Gish 119/795
- 5,873,328 A * 2/1999 Campbell 119/798

* cited by examiner

Primary Examiner—Pamela Burgess

(74) *Attorney, Agent, or Firm*—Kurt R. Benson

(57) **CLAIM**

The ornamental design for a pet leash, as shown.

DESCRIPTION

FIG. 1 is a perspective view of the pet leash of the instant invention;

FIG. 2 is a top plan view thereof;

FIG. 3 is a bottom plan view thereof;


FIG. 4 is a left side elevational view thereof;

FIG. 5 is a right side elevational view thereof;

FIG. 6 is a front end elevational view thereof; and,

FIG. 7 is a rear end elevational view thereof.

1 Claim, 3 Drawing Sheets






FIG. 1

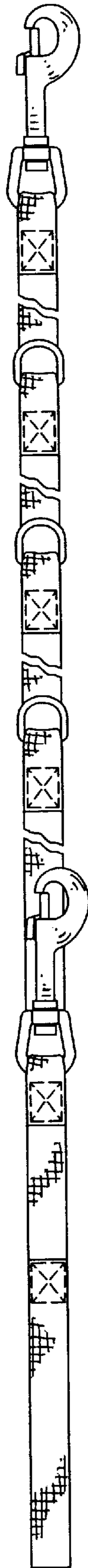


FIG. 2

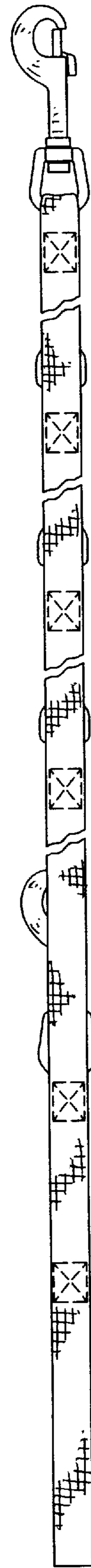


FIG. 3

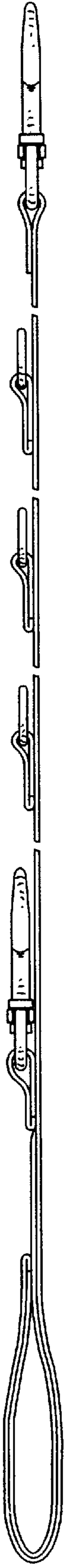


FIG. 4

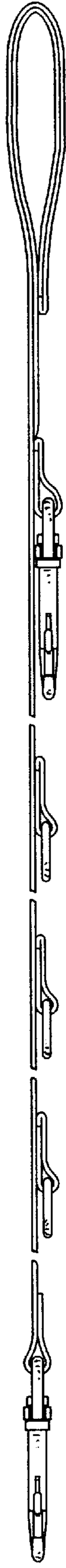


FIG. 5



FIG. 6

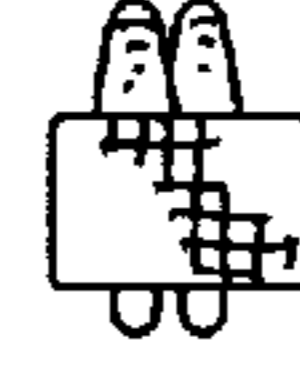


FIG. 7