



US00D454230S

(12) **United States Design Patent**  
**DeLaup**

(10) **Patent No.:** **US D454,230 S**

(45) **Date of Patent:** **\*\* Mar. 5, 2002**

(54) **WEIGHTLIFTING GLOVE**

(75) **Inventor:** **Paul Francis DeLaup**, New Orleans,  
LA (US)

(73) **Assignee:** **Paul F. DeLaup**, New Orleans, LA  
(US)

(\*\*) **Term:** **14 Years**

(21) **Appl. No.:** **29/130,364**

(22) **Filed:** **Oct. 2, 2000**

(51) **LOC (7) Cl.** ..... **29-02**

(52) **U.S. Cl.** ..... **D29/113**

(58) **Field of Search** ..... D2/610, 614-615,  
D2/622-623; D29/113, 115-119, 122-123;  
D24/190; 2/16-20, 158, 159-161.2, 161.6,  
161.7, 165, 167-169

(56) **References Cited**

**U.S. PATENT DOCUMENTS**

- 368,724 A \* 8/1887 Loucks ..... 2/19
- 1,217,681 A \* 2/1917 Baldrige ..... 2/20
- 1,766,365 A \* 6/1930 Weiss et al. .... 2/158 X

- D117,081 S \* 10/1939 Vaiana ..... D29/117.1
- 2,547,388 A \* 4/1951 Griffin ..... D29/113 X
- 3,217,332 A \* 11/1965 Gross ..... D29/113 X
- 4,754,499 A \* 7/1988 Pirie ..... 2/20
- D381,129 S \* 7/1997 Lawrence ..... D29/115
- D396,936 S \* 8/1998 Liss-Daniels ..... D2/610

\* cited by examiner

*Primary Examiner*—Louis S. Zarfaz

*Assistant Examiner*—Robert A. Delehanty

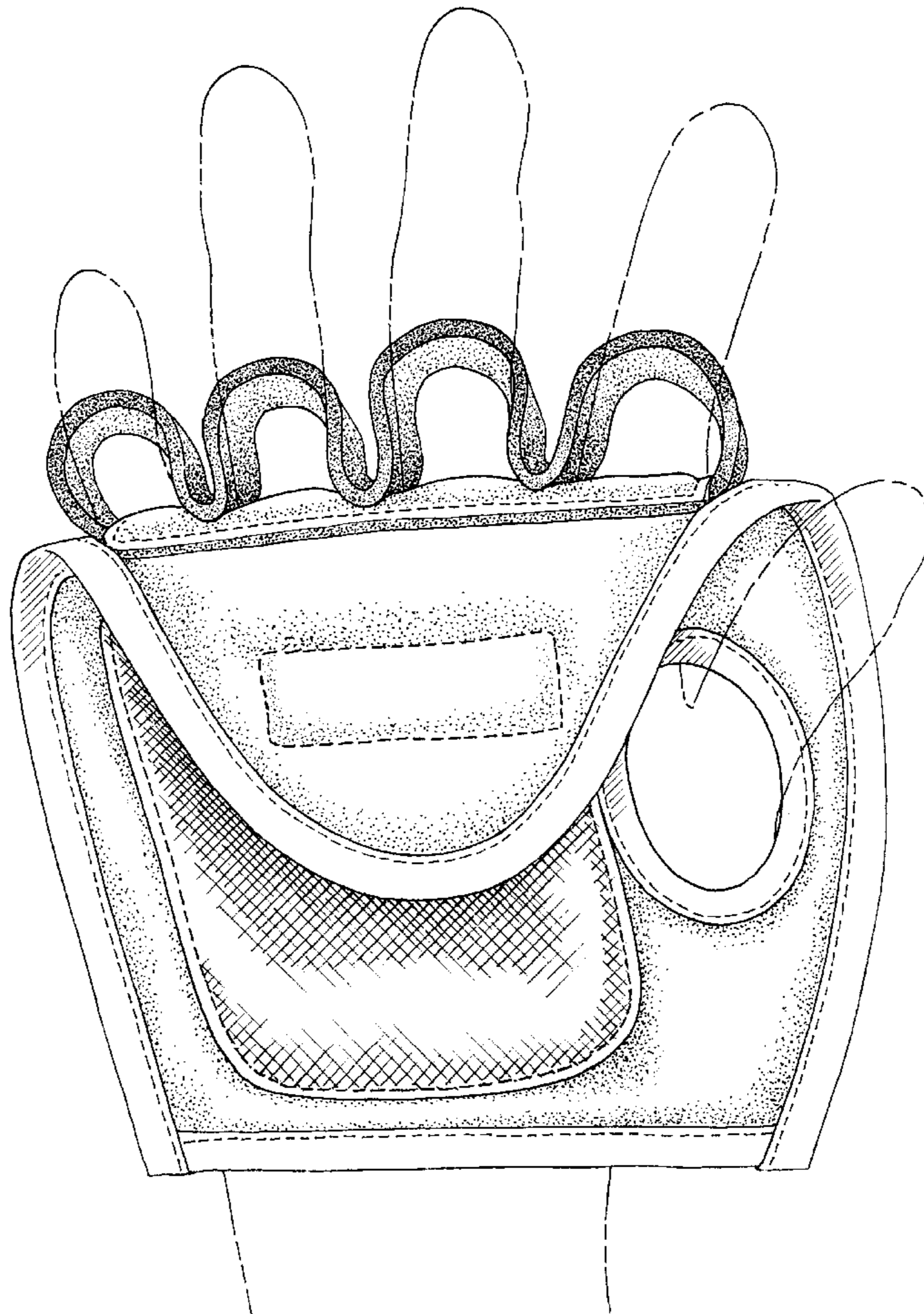
(57) **CLAIM**

The ornamental design for a weightlifting glove, as shown and described.

**DESCRIPTION**

FIG. 1: A back elevational view of a weightlifting glove showing my new design;  
 FIG. 2: A front elevational view thereof; and,  
 FIG. 3: A front elevational view shown on an enlarged scale showing the two Velcro strips adhering, allowing free access for the fingers. The broken line showing of wrist and fingers is for illustrative purposes only and forms no part of the claimed design.

**1 Claim, 2 Drawing Sheets**



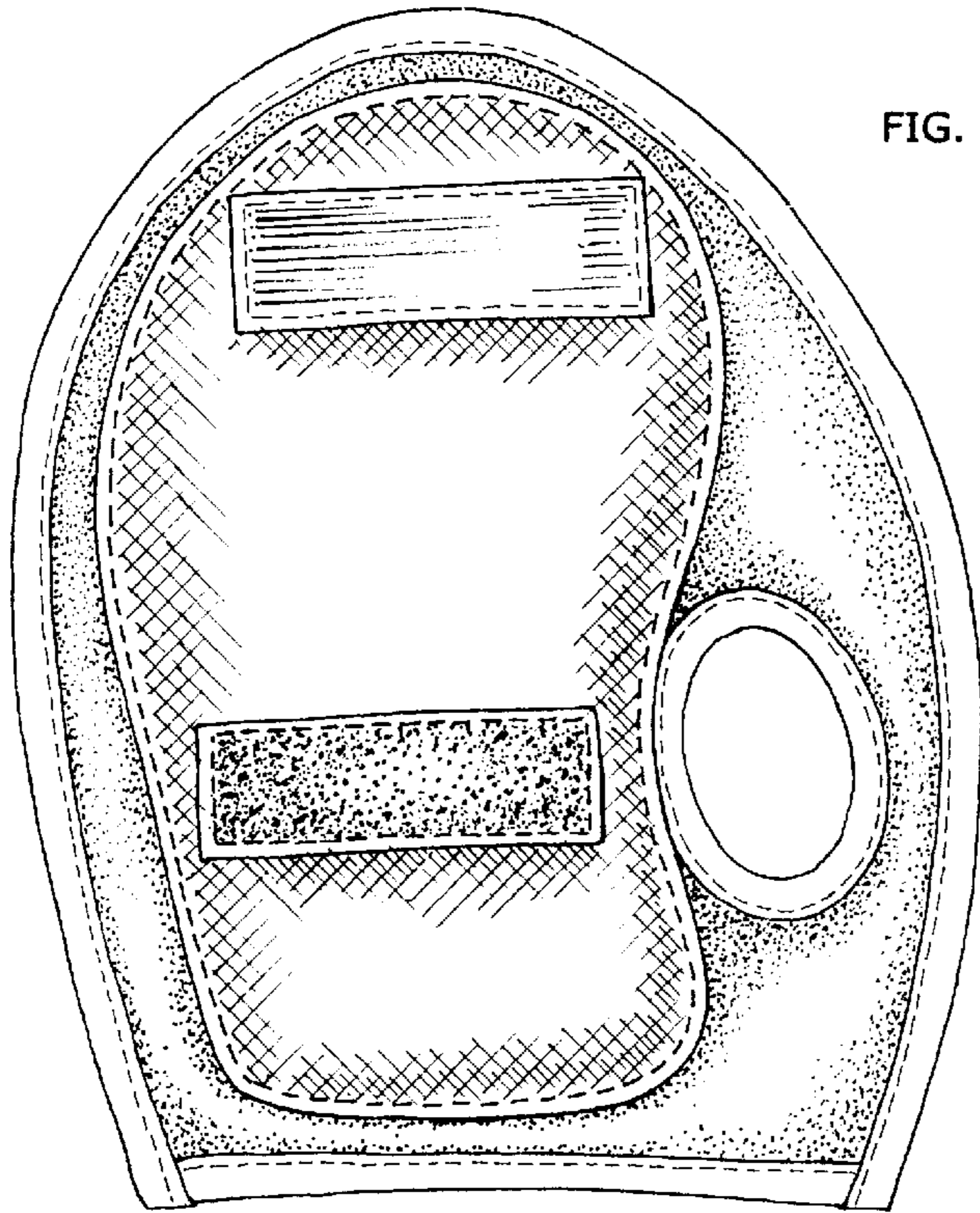


FIG. 1

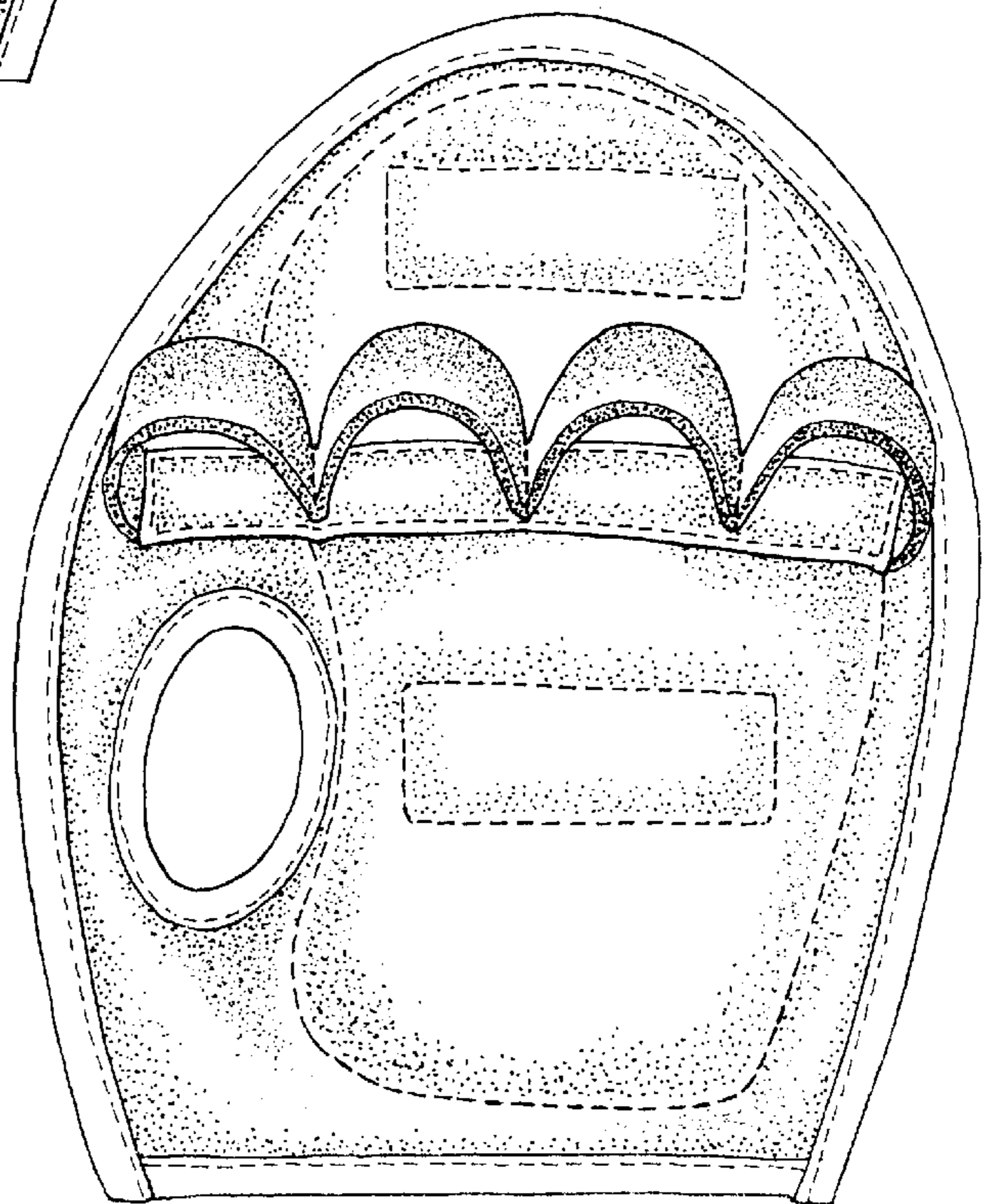


FIG. 2

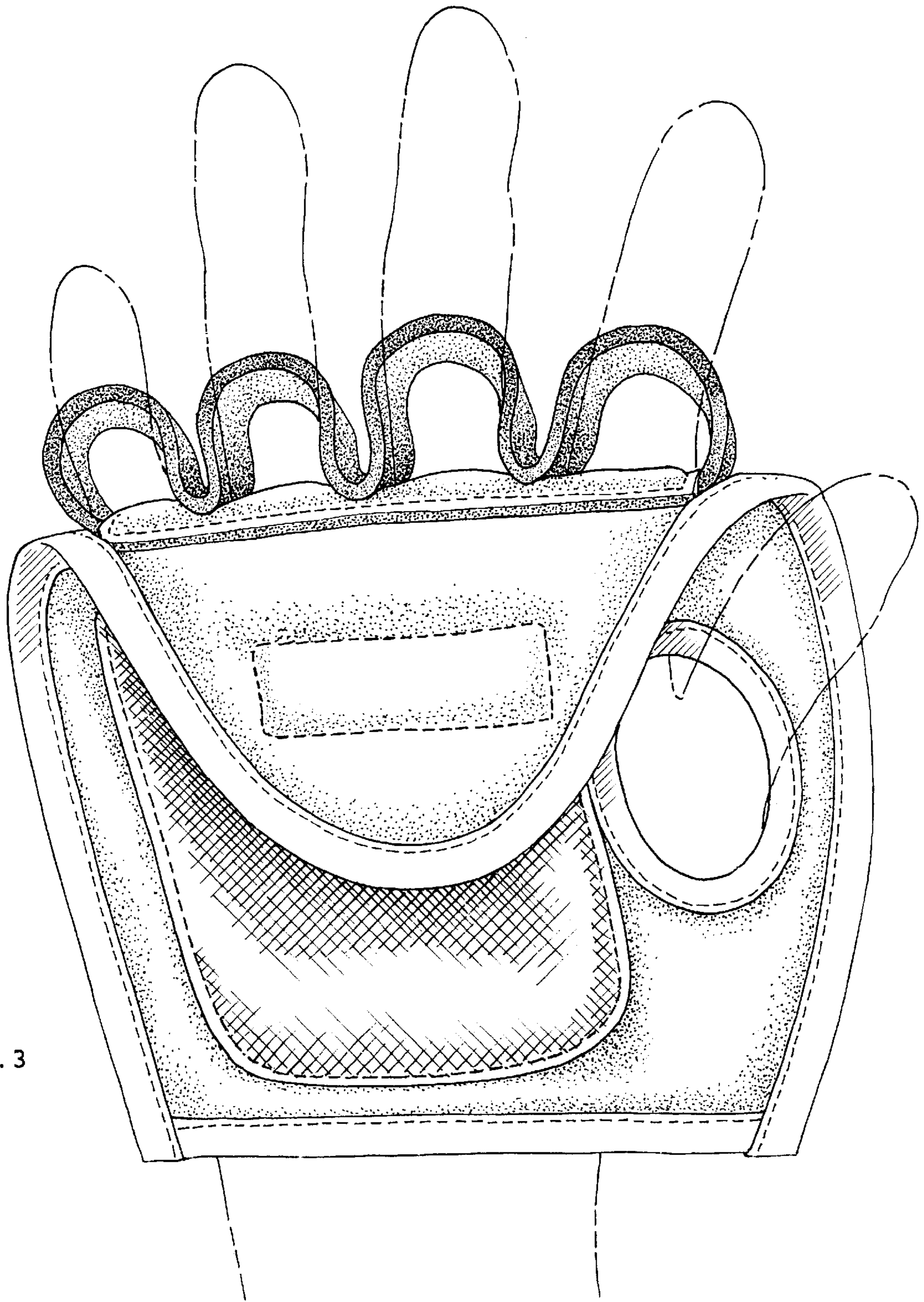


FIG. 3