



US00D454216S

(12) **United States Design Patent**
Classen

(10) **Patent No.:** **US D454,216 S**

(45) **Date of Patent:** **** Mar. 5, 2002**

(54) **LICENSE PLATE HOLDER**

(76) Inventor: **William Classen**, 97 Grovenor
Boulevard, St. Albert, AB (CA), T8N
0X9

(**) Term: **14 Years**

(21) Appl. No.: **29/120,288**

(22) Filed: **Mar. 17, 2000**

(30) **Foreign Application Priority Data**

Sep. 23, 1999 (CA) 1999-2325

(51) **LOC (7) Cl.** **26-06**

(52) **U.S. Cl.** **D26/31**

(58) **Field of Search** D26/30, 31, 32,
D26/33; D20/10, 35, 40, 42; 40/1, 540,
545, 584, 591, 592, 593, 606, 607, 608,
617, 618, 624; 362/811, 812

(56) **References Cited**

U.S. PATENT DOCUMENTS

D326,282 S * 5/1992 Spoljaric D26/31

D331,890 S * 12/1992 Robinson D26/31

D360,479 S * 7/1995 Howard D26/31

D374,191 S * 10/1996 Terrebonne et al. D26/31

* cited by examiner

Primary Examiner—Marcus A. Jackson

(74) *Attorney, Agent, or Firm*—Bennett Jones LLP

(57) **CLAIM**

The ornamental design for a license plate holder, as shown and described.

DESCRIPTION

FIG. 1 is a front view of a license plate holder showing the design;

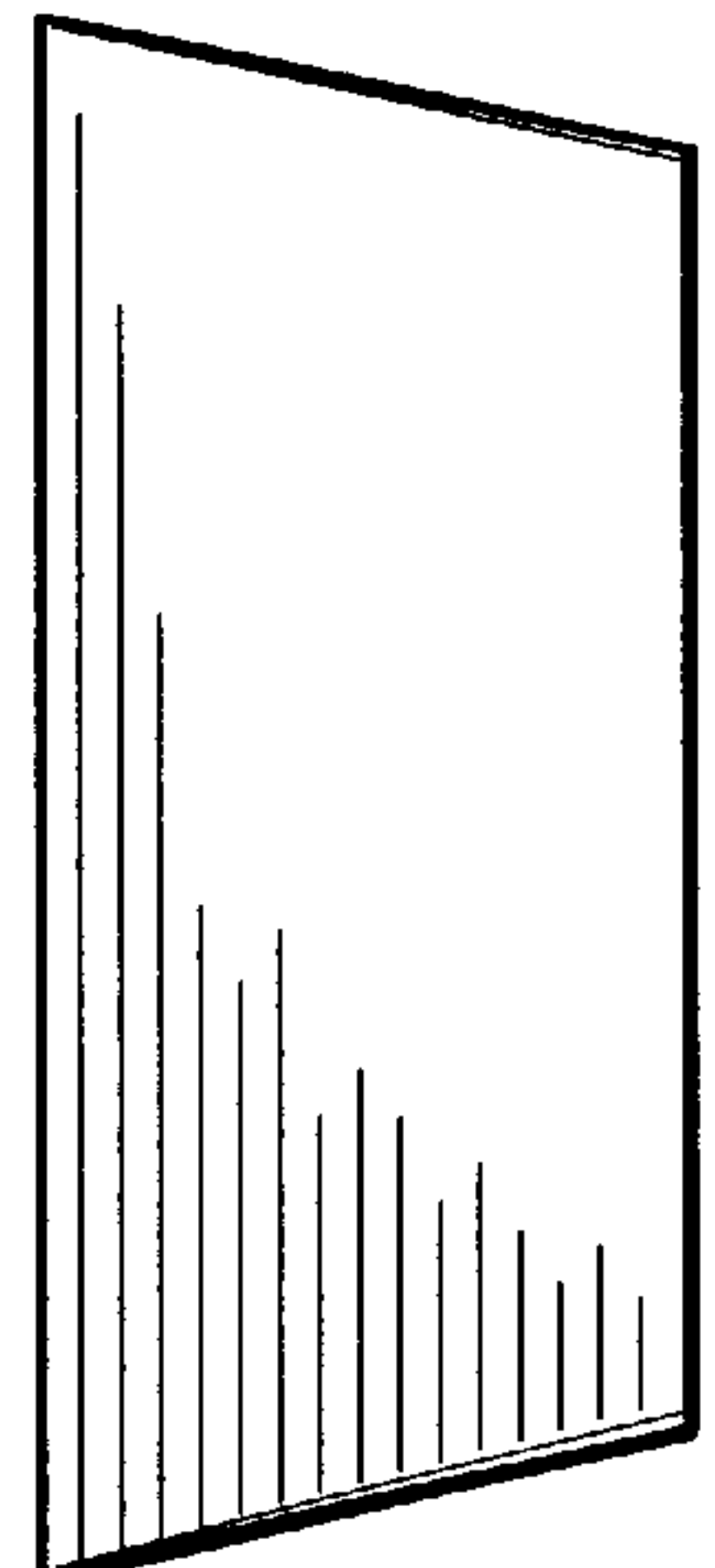
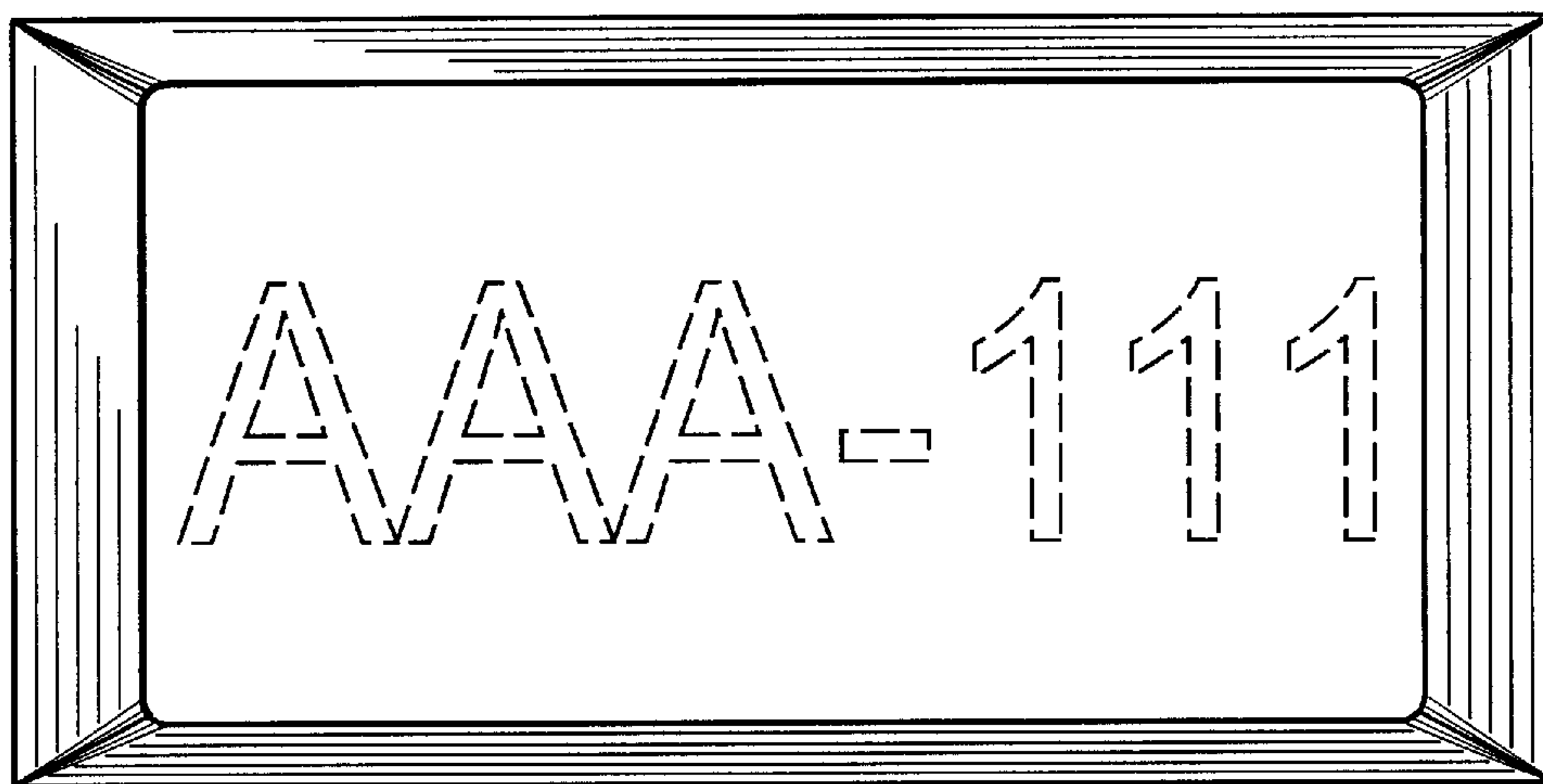
FIG. 2 is a left side elevational with the right side being a mirror image thereof;

FIG. 3 is a top plan view with the bottom plan view being a mirror image thereof; and,

FIG. 4 is a new elevational view.

The license plate shown in dashed lines is not part of the design.

1 Claim, 2 Drawing Sheets



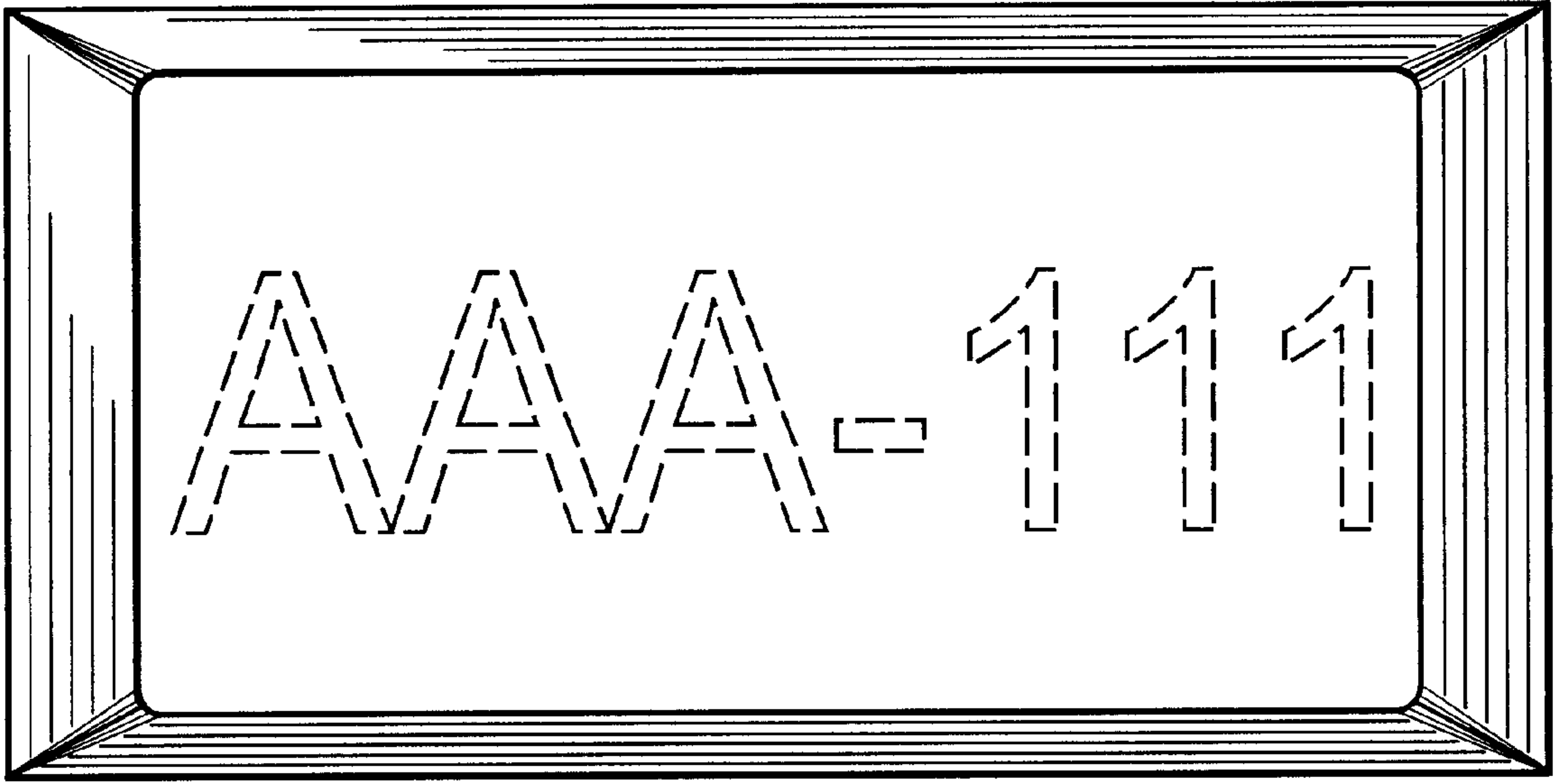


FIG. 1

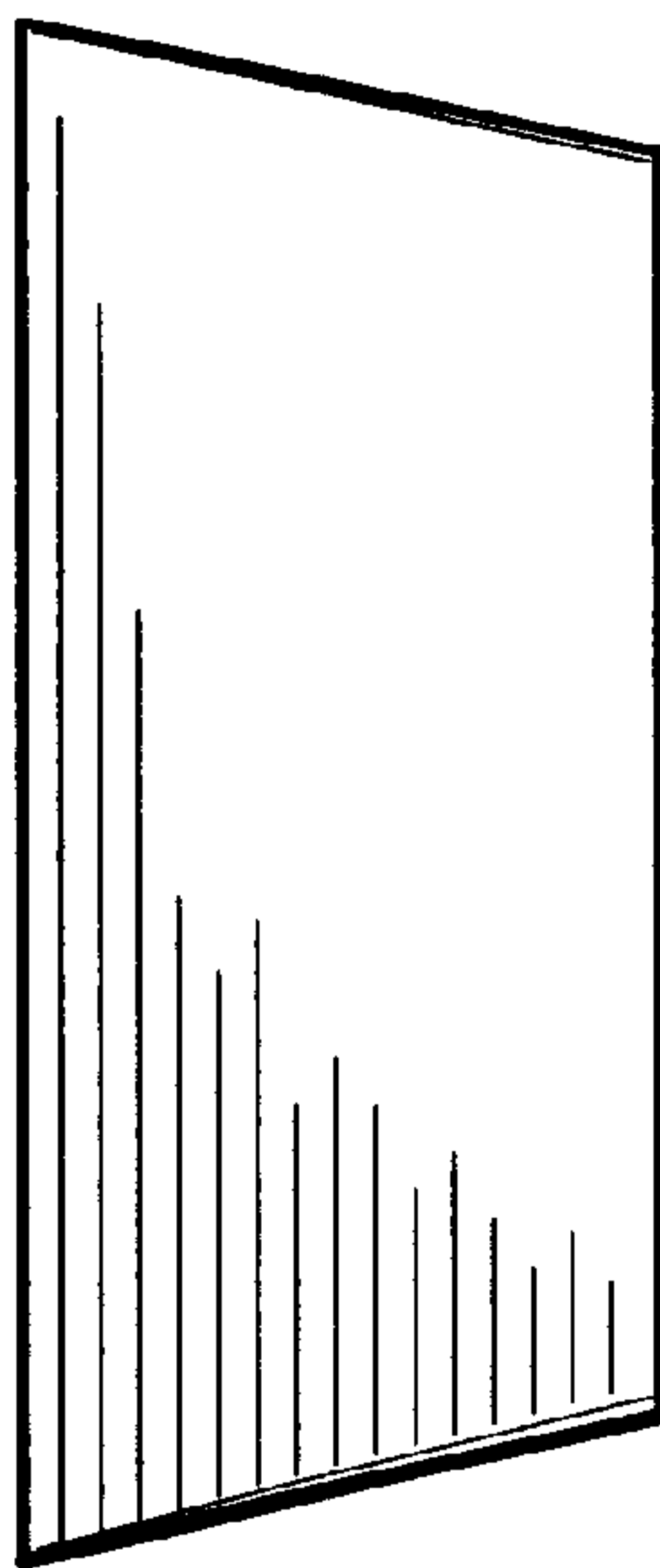


FIG. 2




FIG. 3




FIG. 4