



US00D454206S

(12) **United States Design Patent**  
**Caya**

(10) **Patent No.:** **US D454,206 S**

(45) **Date of Patent:** **\*\* Mar. 5, 2002**

(54) **TELEPHONE BOOTH**

D276,296 S \* 11/1984 Cooper ..... D25/16

(75) Inventor: **Jacques Caya**, Drummondville (CA)

\* cited by examiner

(73) Assignee: **Industries Jaro Inc.**, St-Charles de Drummond (CA)

*Primary Examiner*—Doris Clark  
(74) *Attorney, Agent, or Firm*—ROBIC

(\*\*) Term: **14 Years**

(57) **CLAIM**

(21) Appl. No.: **29/116,737**

The ornamental design for a telephone booth, as shown and described.

(22) Filed: **Jan. 11, 2000**

(30) **Foreign Application Priority Data**

Sep. 9, 1999 (CA) ..... 1999-2238

(51) **LOC (7) Cl.** ..... **25-03**

(52) **U.S. Cl.** ..... **D25/16**

(58) **Field of Search** ..... D25/16; 52/27.5,  
52/27, 28

**DESCRIPTION**

FIG. 1 is a front perspective view of a telephone booth showing my new design;

FIG. 2 is a top plan view thereof at an enlarged scale;

FIG. 3 is a front elevational view thereof;

FIG. 4 is a side elevational view thereof; and,


FIG. 5 is a perspective view of a variant of the telephone booth shown in FIGS. 1 to 4, wherein the sides of the booth are closed by panels.

(56) **References Cited**

**U.S. PATENT DOCUMENTS**

D270,726 S \* 9/1983 Weiss ..... D25/16

**1 Claim, 5 Drawing Sheets**






FIG. 1

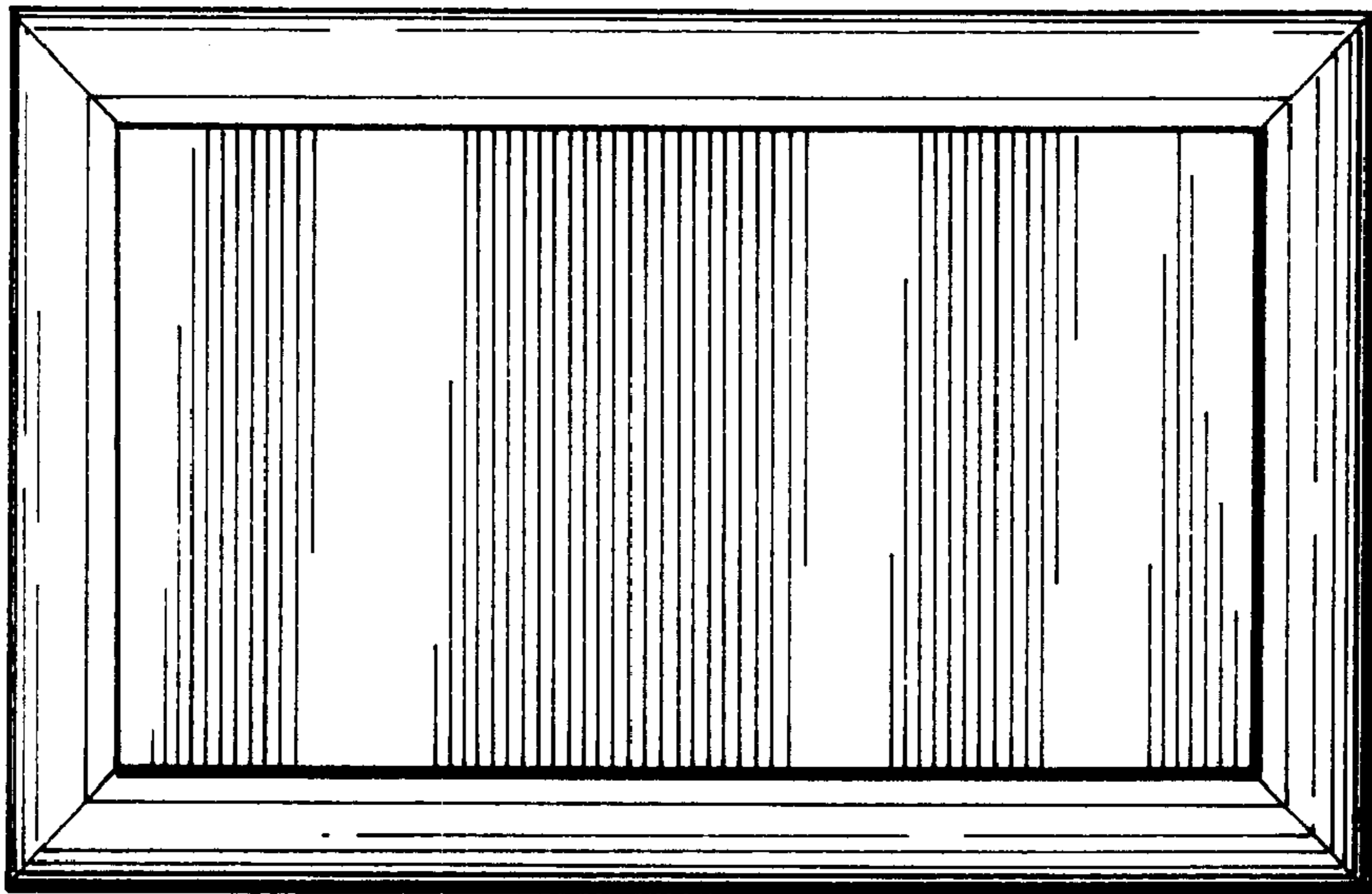


FIG. 2

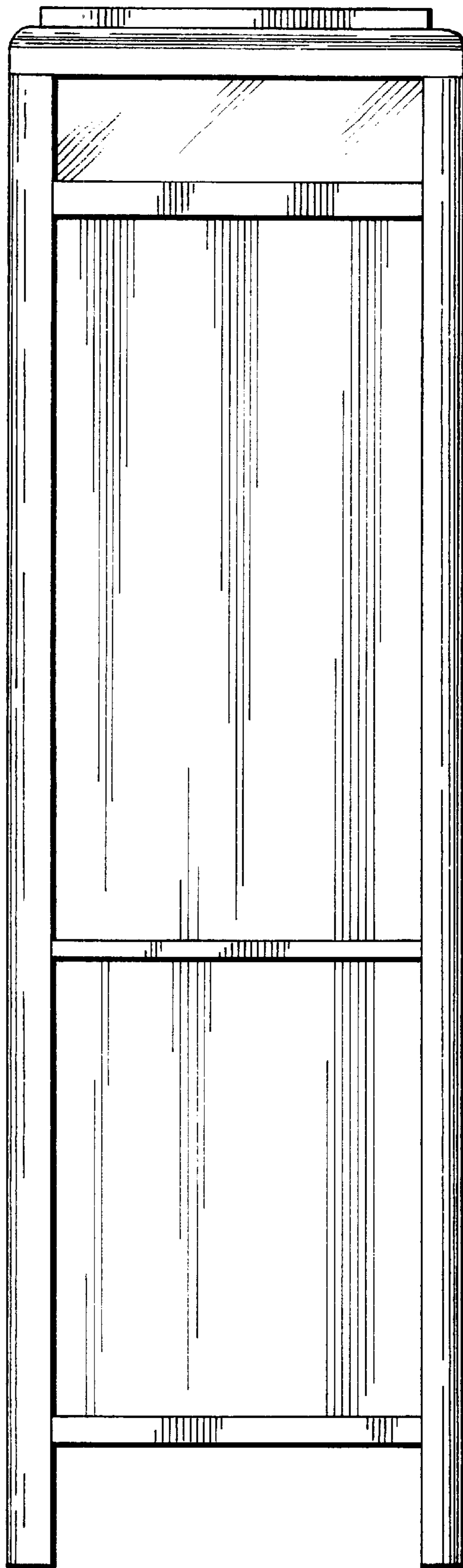



FIG. 3

FIG. 4






FIG. 5