



US00D454172S

(12) **United States Design Patent**
Barefoot

(10) **Patent No.:** **US D454,172 S**

(45) **Date of Patent:** **** Mar. 5, 2002**

(54) **FISHING LURE**

(76) Inventor: **Timothy W. Barefoot**, 133 Cheyenne Trail, Wilmington, NC (US) 28409

(**) Term: **14 Years**

(21) Appl. No.: **29/135,349**

(22) Filed: **Jan. 10, 2001**

(51) **LOC (7) Cl.** **22-05**

(52) **U.S. Cl.** **D22/133**

(58) **Field of Search** D22/126-133;
43/42.45, 42.35, 42.42, 42.44, 42.48, 42.31,
42.33, 42.32, 42.02, 42.4, 43.1, 42.41, 17.6

(56) **References Cited**

U.S. PATENT DOCUMENTS

2,751,704	A	*	6/1956	Gusdanovic	43/42.48
3,528,189	A	*	9/1970	Lilley, Jr.	43/42.33
D382,627	S	*	8/1997	Lisle	D22/133
D384,127	S	*	9/1997	Cross	D22/133
5,737,867	A	*	4/1998	Tsutsumi et al.	43/17.6

* cited by examiner

Primary Examiner—Catherine R. Oliver

(74) *Attorney, Agent, or Firm*—Howell & Haferkamp

(57) **CLAIM**

The ornamental design for a fishing lure, as shown and described.

DESCRIPTION

FIG. 1 is a perspective view of a fishing lure showing my new design;

FIG. 2 is a left side elevational view of the fishing lure of FIG. 1, the right side elevational view being a mirror image thereof;


FIG. 3 is a front elevational view of the fishing lure of FIG. 1;


FIG. 4 is a rear elevational view of the fishing lure of FIG. 1;

FIG. 5 is a top plan view of the fishing lure of FIG. 1; and,

FIG. 6 is a bottom plan view of the fishing lure of FIG. 1.

1 Claim, 6 Drawing Sheets





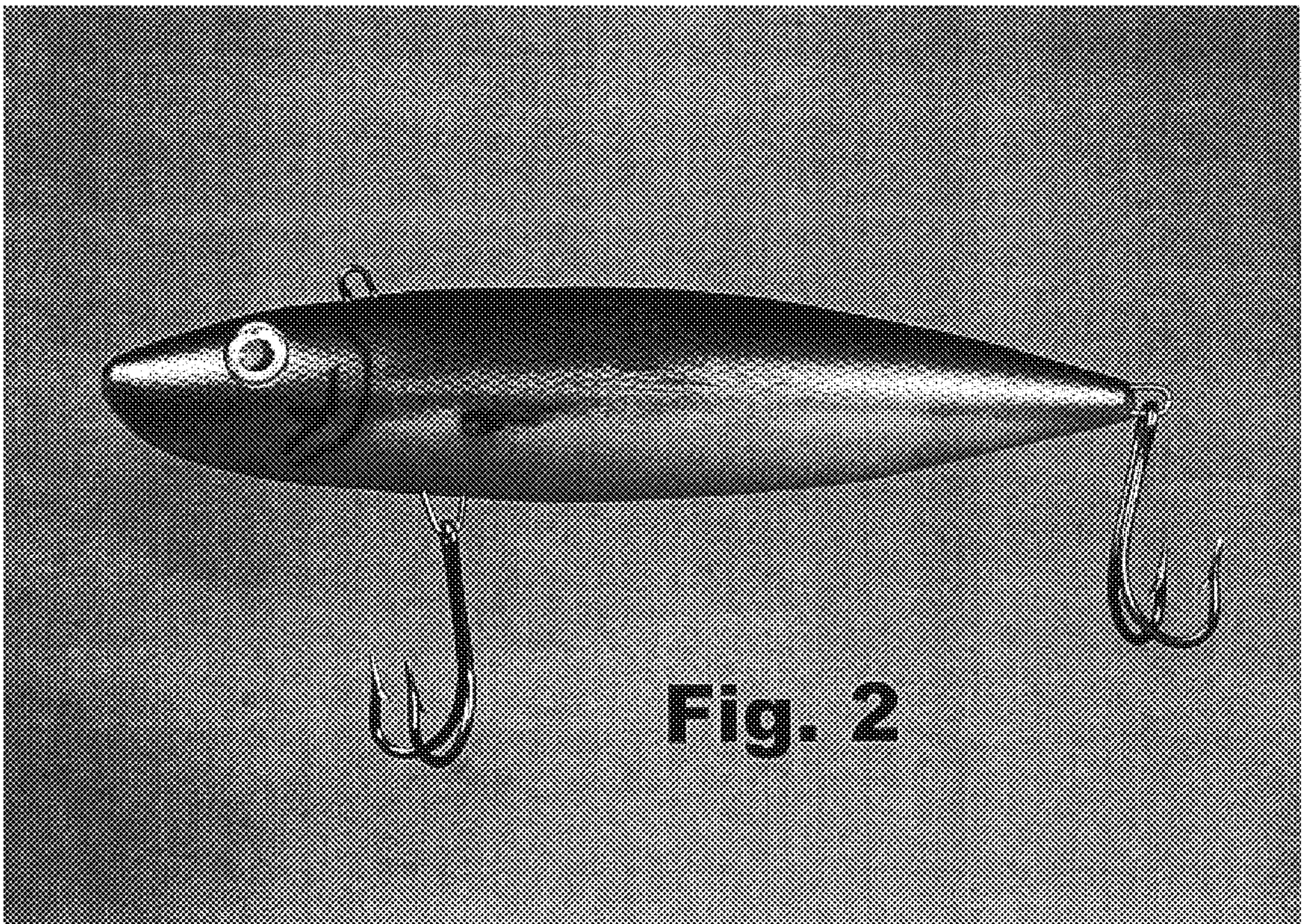


Fig. 2




Fig. 3

