



US00D454171S

(12) **United States Design Patent**  
**Barefoot**

(10) **Patent No.:** **US D454,171 S**

(45) **Date of Patent:** **\*\* Mar. 5, 2002**

(54) **FISHING LURE**

(76) Inventor: **Timothy W. Barefoot**, 133 Cheyenne Trail, Wilmington, NC (US) 28409

(\*\*) Term: **14 Years**

(21) Appl. No.: **29/135,344**

(22) Filed: **Jan. 10, 2001**

(51) **LOC (7) Cl.** ..... **22-05**

(52) **U.S. Cl.** ..... **D22/133**

(58) **Field of Search** ..... D22/126-133;  
43/42.45, 42.35, 42.42, 42.44, 42.48, 42.41,  
42.31, 42.33, 42.32, 42.02, 42.4, 43.1, 42.29

(56) **References Cited**

**U.S. PATENT DOCUMENTS**

- 2,235,597 A \* 3/1941 Winter ..... 43/43.29
- D221,280 S \* 7/1971 Turbeville ..... D22/133
- D384,127 S \* 9/1997 Cross ..... D22/133

**OTHER PUBLICATIONS**

Cotton Cordell's Liveliest Lures, Thin Spot Lure, Jul. 29, 1971.\*

Mann's Bait Company Catalog, Fish Lures, 1997.\*

\* cited by examiner

*Primary Examiner*—Catherine R. Oliver

(74) *Attorney, Agent, or Firm*—Howell & Haferkamp

(57) **CLAIM**

The ornamental design for a fishing lure, as shown and described.

**DESCRIPTION**

FIG. 1 is a perspective view of a fishing lure showing my new design;

FIG. 2 is a left side elevational view of the fishing lure of FIG. 1, the right side elevational view being a mirror image thereof;

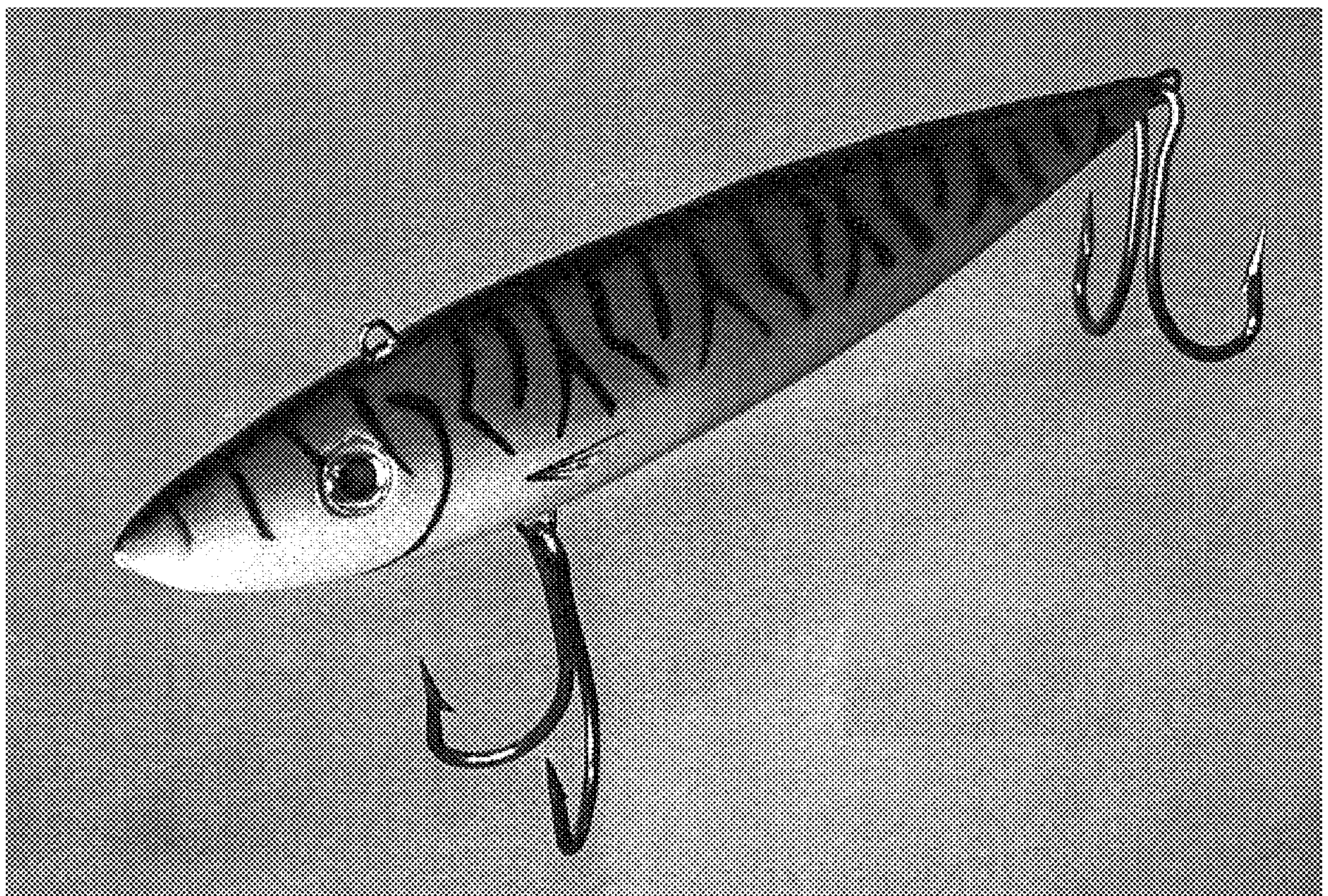
FIG. 3 is a front elevational view of the fishing lure of FIG. 1;

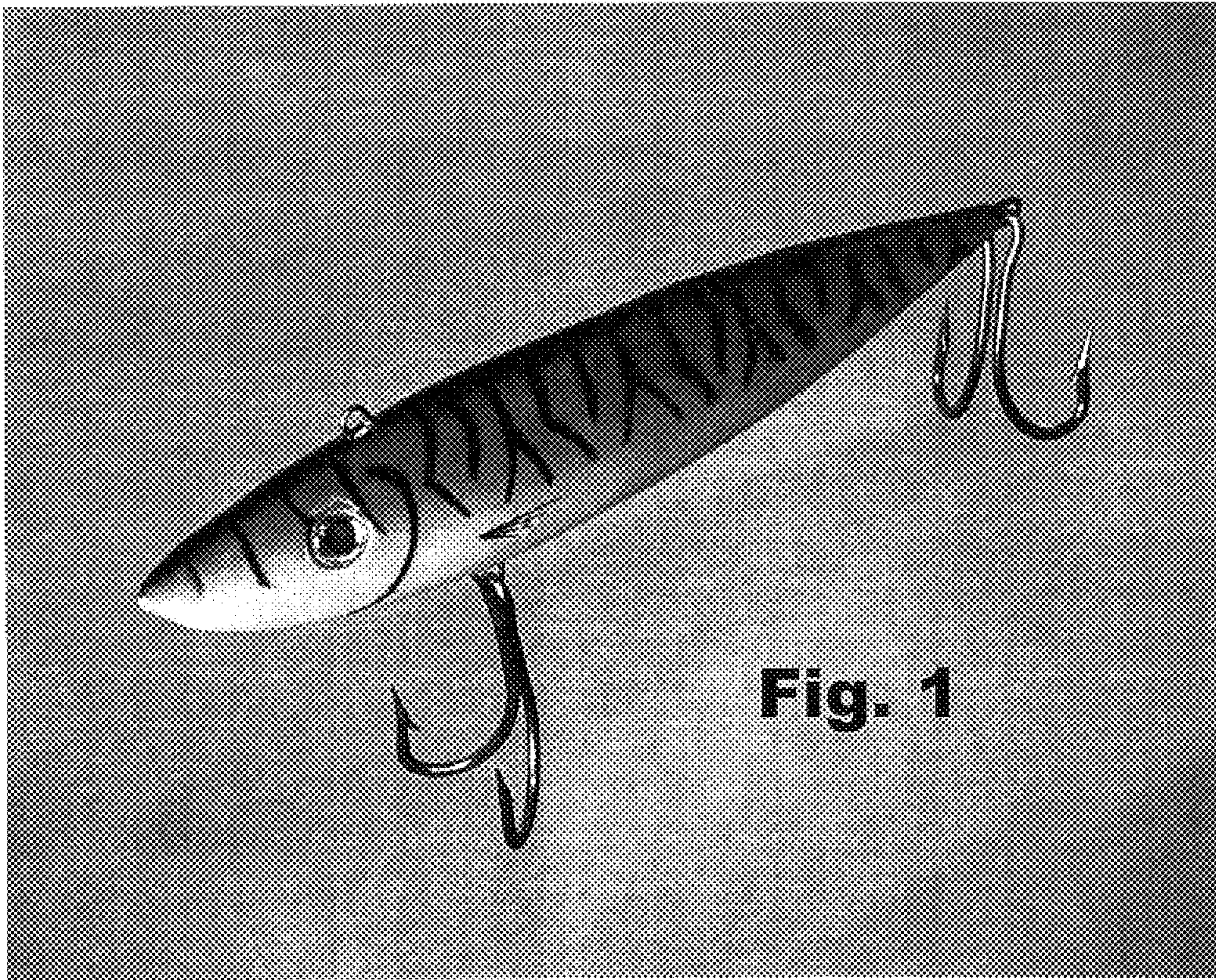
FIG. 4 is a rear elevational view of the fishing lure of FIG. 1;

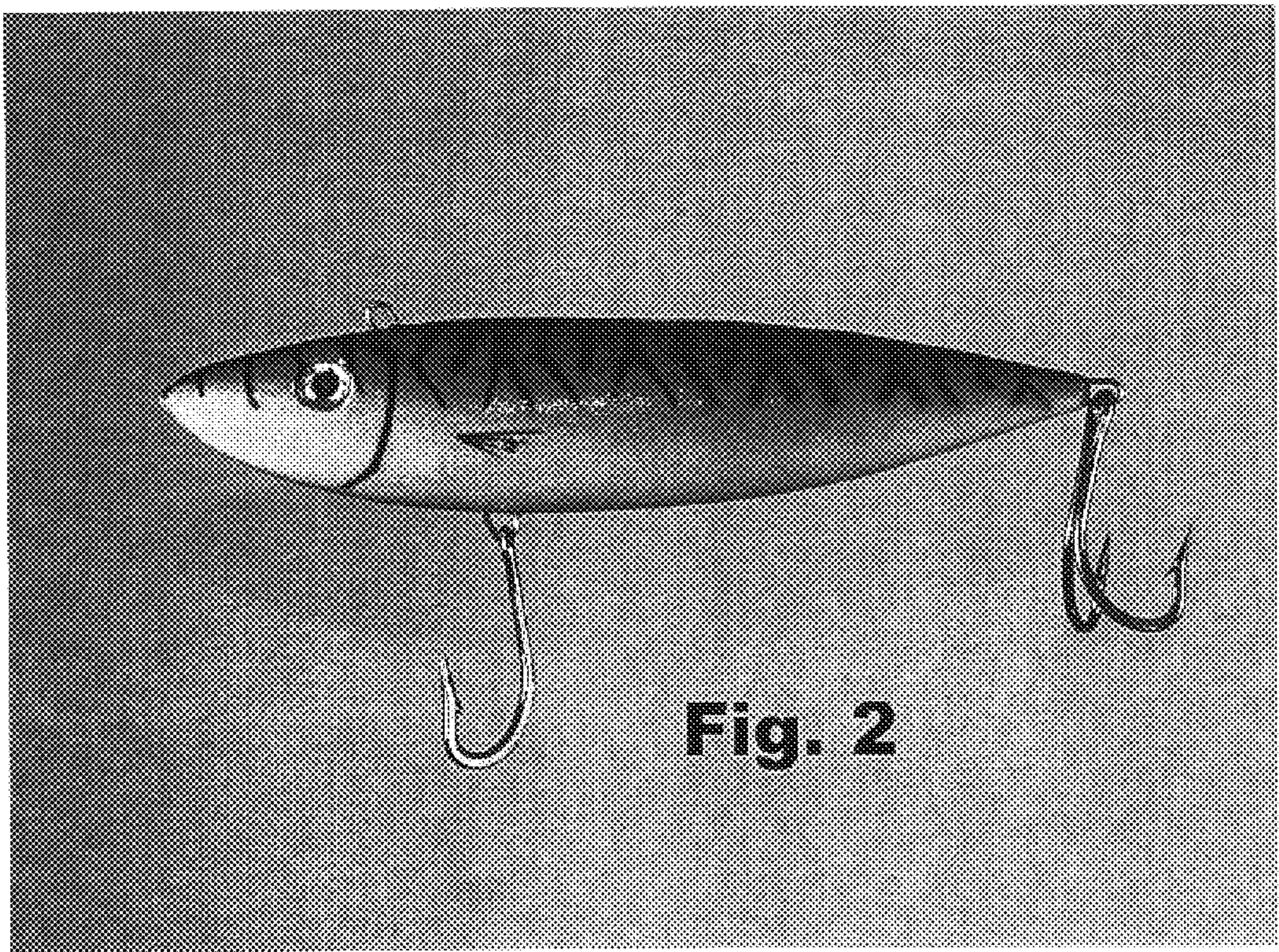
FIG. 5 is a top plan view of the fishing lure of FIG. 1; and,

FIG. 6 is a bottom plan view of the fishing lure of FIG. 1.

**1 Claim, 6 Drawing Sheets**







**Fig. 2**

