



US00D454158S

(12) **United States Design Patent**  
**Takanashi**

(10) **Patent No.:** **US D454,158 S**

(45) **Date of Patent:** **\*\* Mar. 5, 2002**

(54) **REFILL FOR BALL-POINT PEN**

(75) Inventor: **Kazuhiko Takanashi**, Tokyo (JP)

(73) Assignee: **The Mitsubishi Pencil Co., Ltd.**,  
Tokyo (JP)

(\*\*) Term: **14 Years**

(21) Appl. No.: **29/145,217**

(22) Filed: **Jul. 19, 2001**

(30) **Foreign Application Priority Data**

Jan. 26, 2001 (JP) ..... 2001-001665

(51) **LOC (7) Cl.** ..... **19-06**

(52) **U.S. Cl.** ..... **D19/50; D19/54**

(58) **Field of Search** ..... D19/35, 36, 41-51,  
D19/53-58, 81-85; 401/98, 6, 7, 88, 209,  
211, 212, 215-220

(56) **References Cited**

**U.S. PATENT DOCUMENTS**

|             |   |         |                |       |         |
|-------------|---|---------|----------------|-------|---------|
| D31,670 S   | * | 10/1899 | Oberbeck       | ..... | D19/50  |
| D144,474 S  | * | 4/1946  | Winslow        | ..... | D19/50  |
| D243,014 S  | * | 1/1977  | Wittnebert     | ..... | D19/47  |
| D380,046 S  | * | 6/1997  | Domanowski     | ..... | D24/144 |
| D401,275 S  | * | 11/1998 | Otake          | ..... | D19/43  |
| D404,764 S  | * | 1/1999  | Perry et al.   | ..... | D19/48  |
| D422,024 S  | * | 3/2000  | Andrews et al. | ..... | D19/50  |
| 6,164,855 A | * | 12/2000 | Perry et al.   | ..... | 401/6   |

**OTHER PUBLICATIONS**

Ball-Point Pen Design, Product News, vol. 68 UB-150,  
Mitsubishi Pencil Co. Ltd.

\* cited by examiner

*Primary Examiner*—Martie K. Holtje

(74) *Attorney, Agent, or Firm*—Foley & Lardner

(57) **CLAIM**

The ornamental design for a refill for ball-point pen, as shown and described.

**DESCRIPTION**

FIG. 1 is a front perspective view of a refill for a ball-point pen showing my new design.

FIG. 2 is a front view thereof.

FIG. 3 is an enlarged cross-sectional view thereof taken in the direction of 3—3 in FIG. 2.

FIG. 4 is a top plan view thereof.

FIG. 5 is a bottom view thereof.

FIG. 6 is a rear view thereof.

FIG. 7 is a right side view thereof.

FIG. 8 is a left side view thereof.

FIG. 9 is a front perspective view thereof with a pen casing shown in broken lines for illustrative purposes only and forming no part of the claimed design; and,

FIG. 10 is a front perspective view thereof with a cap shown in broken lines for illustrative purposes only and forming no part of the claimed design.

**1 Claim, 2 Drawing Sheets**

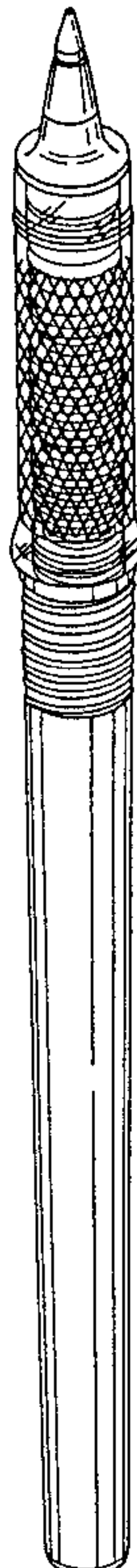


Fig. 1

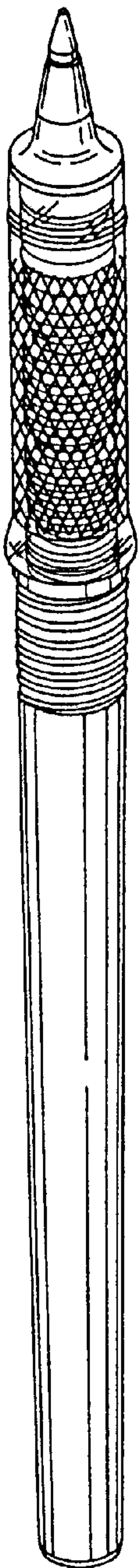


Fig. 2

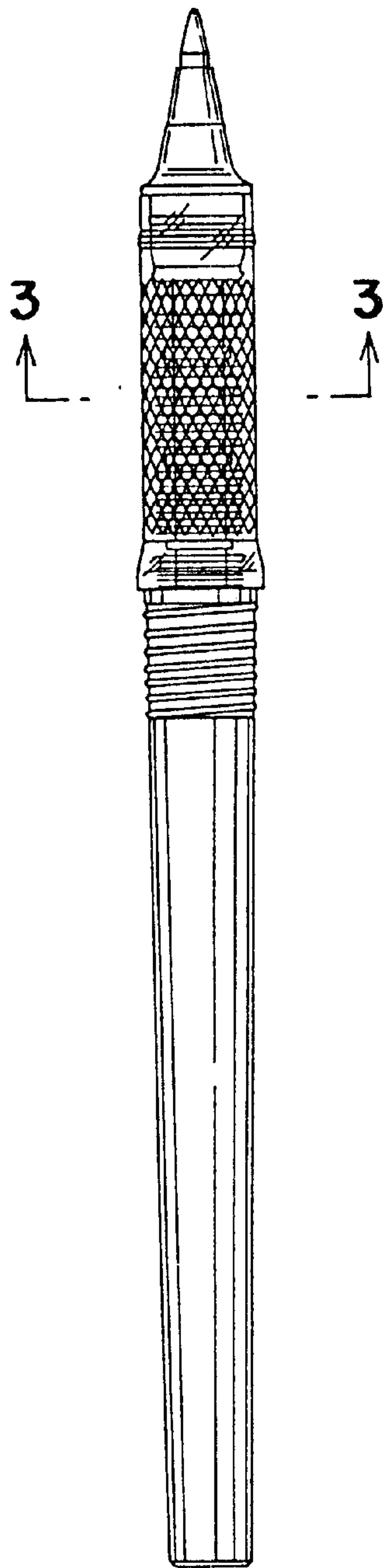


Fig. 3

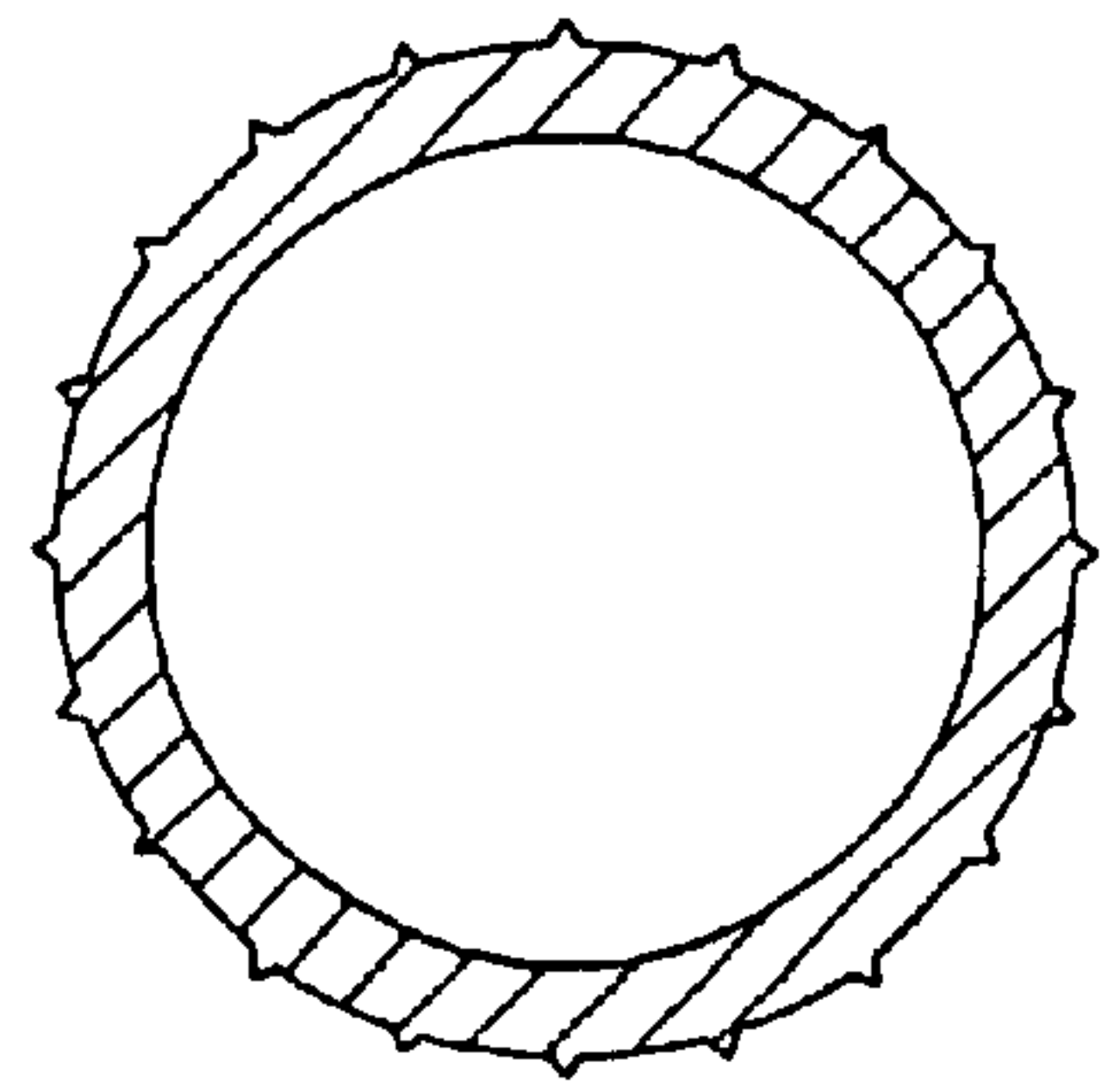


Fig. 4

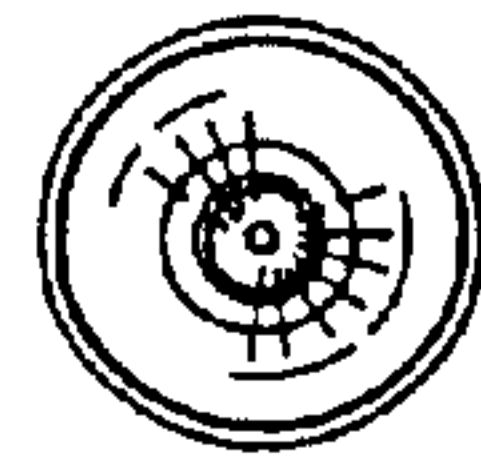


Fig. 5

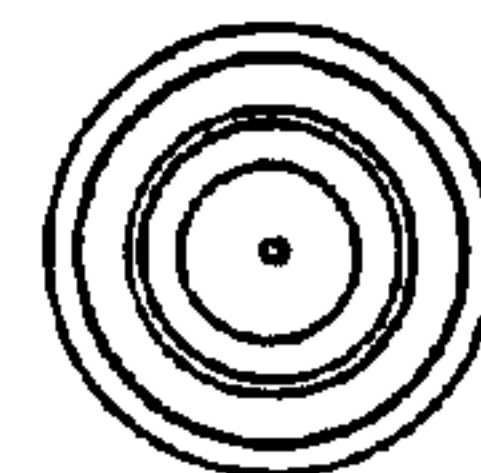


Fig.6

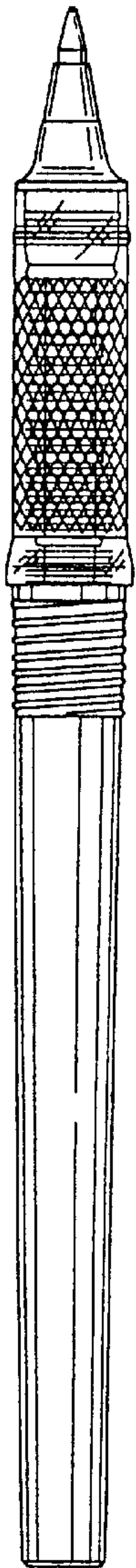


Fig.7

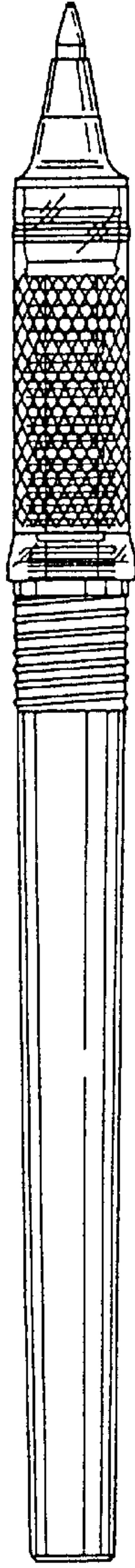


Fig.8

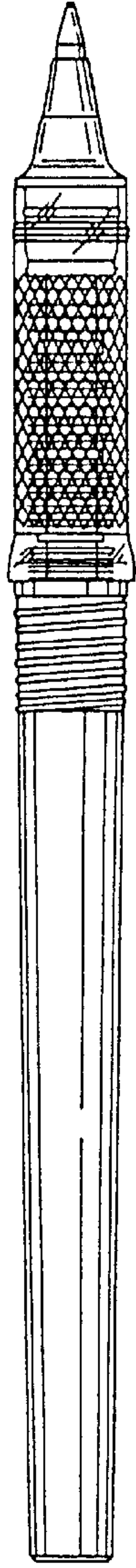


Fig.9

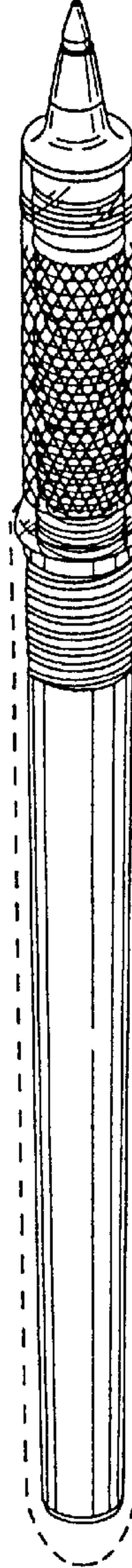


Fig.10

