



US00D454155S

(12) **United States Design Patent**
Nakaji

(10) **Patent No.:** **US D454,155 S**
(45) **Date of Patent:** **** Mar. 5, 2002**

(54) **BINDER INSERT**
(75) **Inventor:** **Masaaki Nakaji, Osaka (JP)**
(73) **Assignee:** **Nakabayashi Co., Ltd. (JP)**
(**) **Term:** **14 Years**

3,857,192 A * 12/1974 Mascolo 40/773
4,267,655 A * 5/1981 Holson 40/771
5,259,136 A * 11/1993 Goserud 40/771 X
5,569,503 A * 10/1996 Piotroski 428/41.8
D422,021 S * 3/2000 Mochizuki D19/33

(21) **Appl. No.:** **29/140,098**
(22) **Filed:** **Apr. 11, 2001**

FOREIGN PATENT DOCUMENTS

JP S60-33020 10/1985
JP S61-12768 1/1986
JP 927782 3/1995

(30) **Foreign Application Priority Data**
Oct. 19, 2000 (JP) 2000-029740

* cited by examiner

Primary Examiner—Paula A. Mortimer
(74) *Attorney, Agent, or Firm*—Thompson Hine LLP

(51) **LOC (7) Cl.** **19-04**
(52) **U.S. Cl.** **D19/33**
(58) **Field of Search** D19/33, 26, 27,
D19/32; 40/405, 537, 661, 701, 726, 771,
772, 773, 774, 775, 776; 402/70, 73, 79,
455; 281/15.1, 21.1, 38, 39, 40, 41, 22;
206/449, 778, 460, 569; 428/41.8, 203,
205

(57) **CLAIM**

The ornamental design for a binder insert, as shown and described.

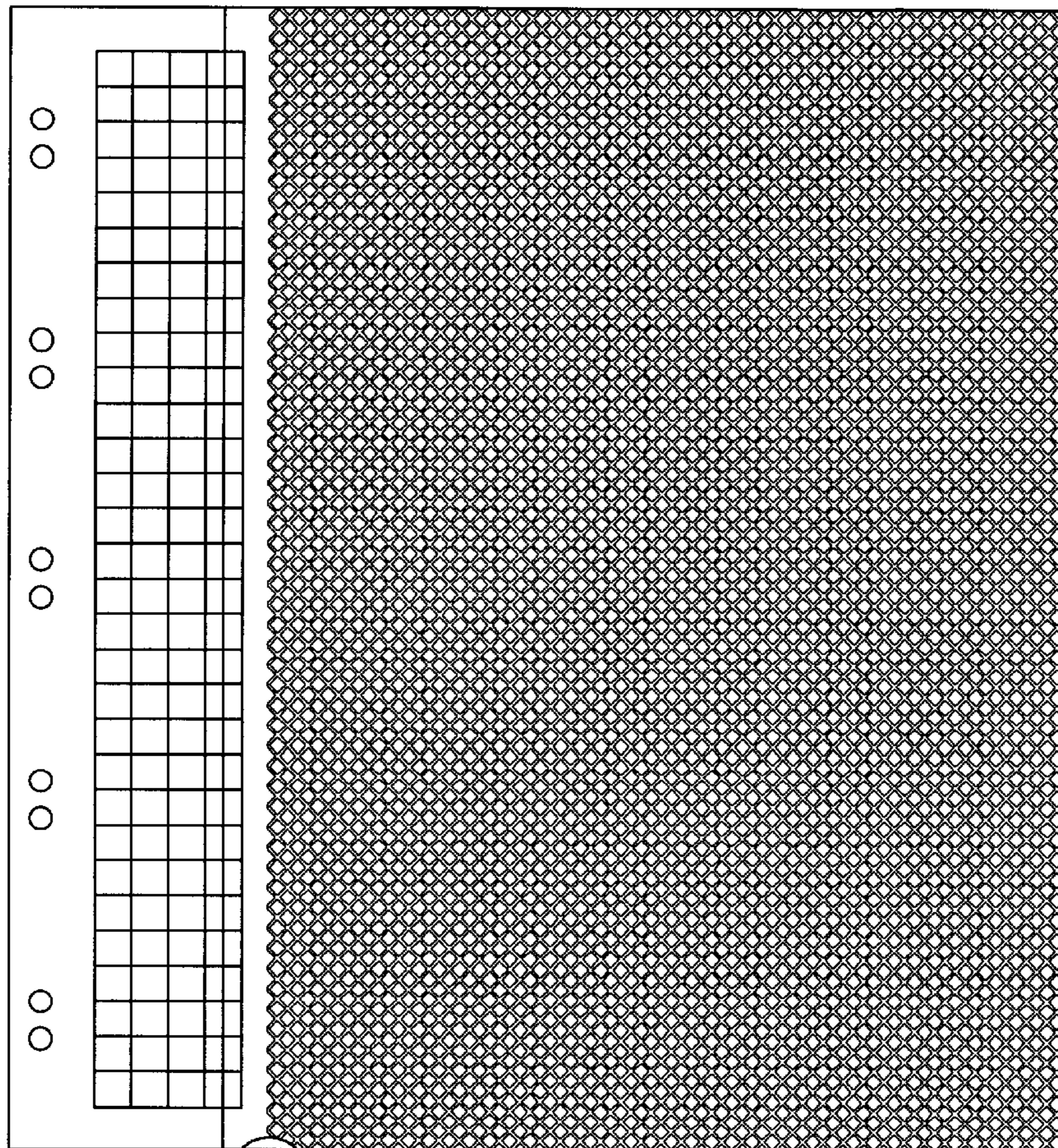
(56) **References Cited**
U.S. PATENT DOCUMENTS

DESCRIPTION

FIG. 1 is a front view of the binder insert;
FIG. 2 is a right side view of the binder insert of FIG. 1;
FIG. 3 is a left side view of the binder insert of FIG. 1;
FIG. 4 is a top view of the binder insert of FIG. 1; and,
FIG. 5 is a bottom view of the binder insert of FIG. 1.

D124,708 S * 1/1941 Brown D19/26 X

1 Claim, 2 Drawing Sheets



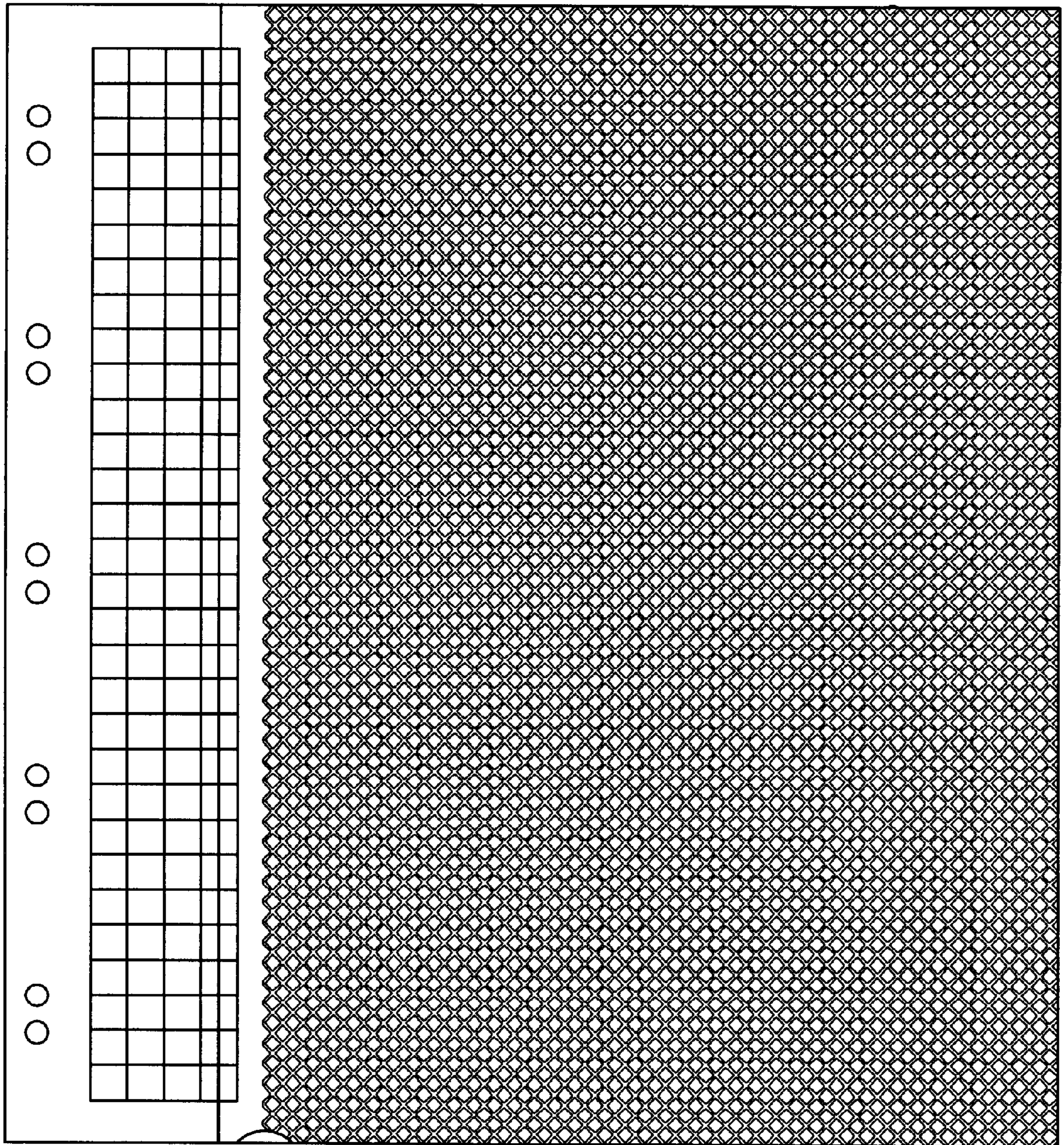


FIG. 1



FIG. 2



FIG. 3




FIG. 4




FIG. 5