



US00D454139S

(12) **United States Design Patent**
Feldcamp

(10) **Patent No.:** **US D454,139 S**

(45) **Date of Patent:** **** Mar. 5, 2002**

(54) **DISPLAY SCREEN FOR A COMPUTER**

(75) **Inventor:** **David A. Feldcamp**, Bozeman, MT
(US)

(73) **Assignee:** **Rightnow Technologies**, Bozeman, MT
(US)

(**) **Term:** **14 Years**

(21) **Appl. No.:** **29/137,368**

(22) **Filed:** **Feb. 20, 2001**

(51) **LOC (7) Cl.** **14-02**

(52) **U.S. Cl.** **D14/486**

(58) **Field of Search** D14/485-95; D18/24-33;
D19/6; D20/11; D21/324-33; 345/339-58,
326

(56) **References Cited**

U.S. PATENT DOCUMENTS

- D403,313 S * 12/1998 Peppel
- D420,995 S * 2/2000 Imamura et al.
- D424,541 S * 5/2000 Mugura
- D427,574 S * 7/2000 Sawada et al.

- D437,858 S * 2/2001 Yasui et al.
- D438,872 S * 3/2001 Utsuki et al.
- D441,761 S * 5/2001 Machida et al.
- D441,762 S * 5/2001 Mugura

* cited by examiner

Primary Examiner—M. H. Tung

(74) *Attorney, Agent, or Firm*—Shook, Hardy & Bacon
LLP; William B. Kircher

(57) **CLAIM**

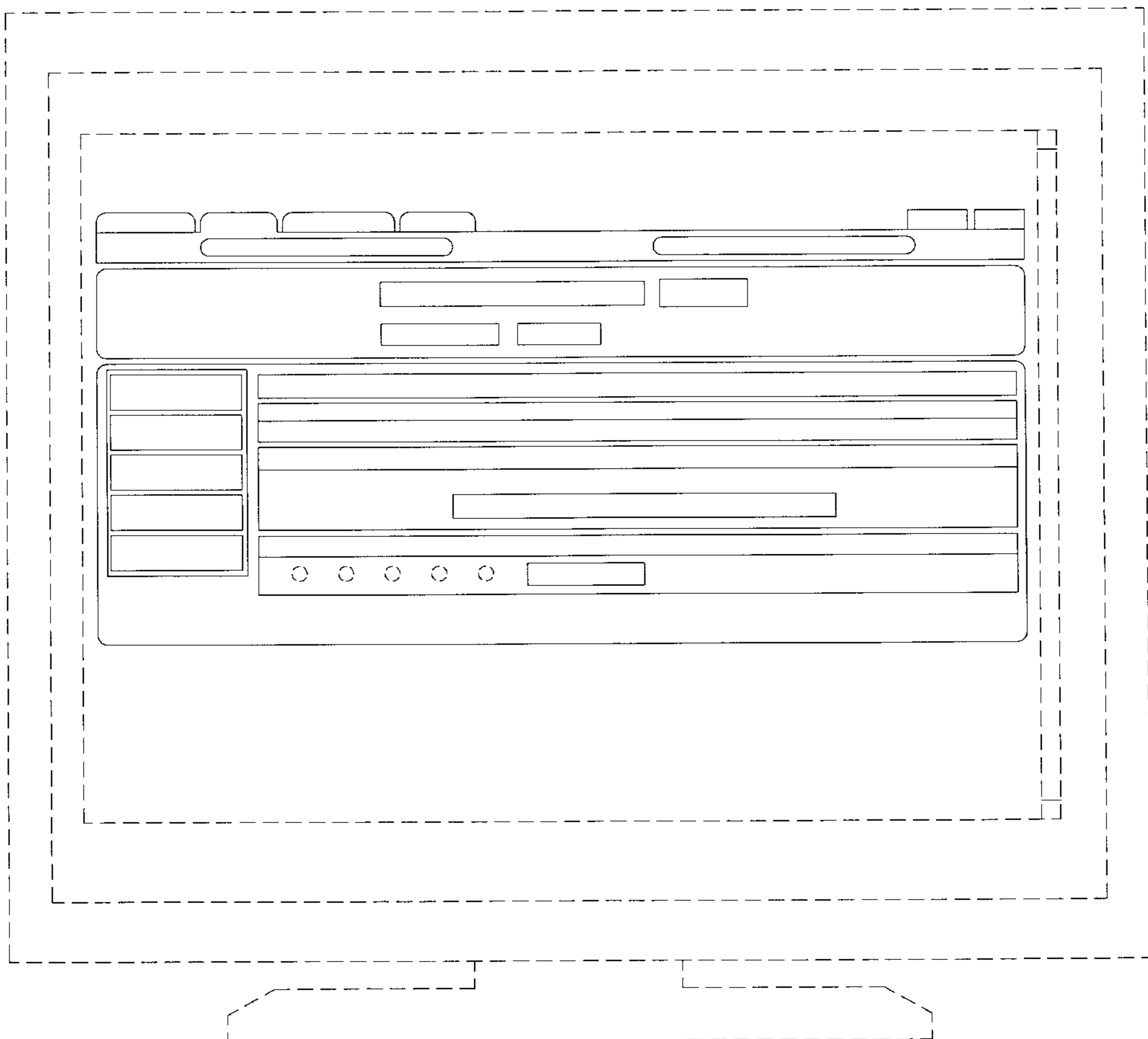
The ornamental design for a display screen for a computer,
as shown and described.

DESCRIPTION

FIG. 1 is a front view of a display screen for a computer, the
broken line drawings of a computer display and the circular
elements are for illustrative purposes only and forms no part
of the claimed design; and,

FIG. 2 is a front view of a second embodiment thereof, the
broken line drawings of a computer display and circular
elements are for illustrative purposes only and forms no part
of the claimed design.

1 Claim, 2 Drawing Sheets



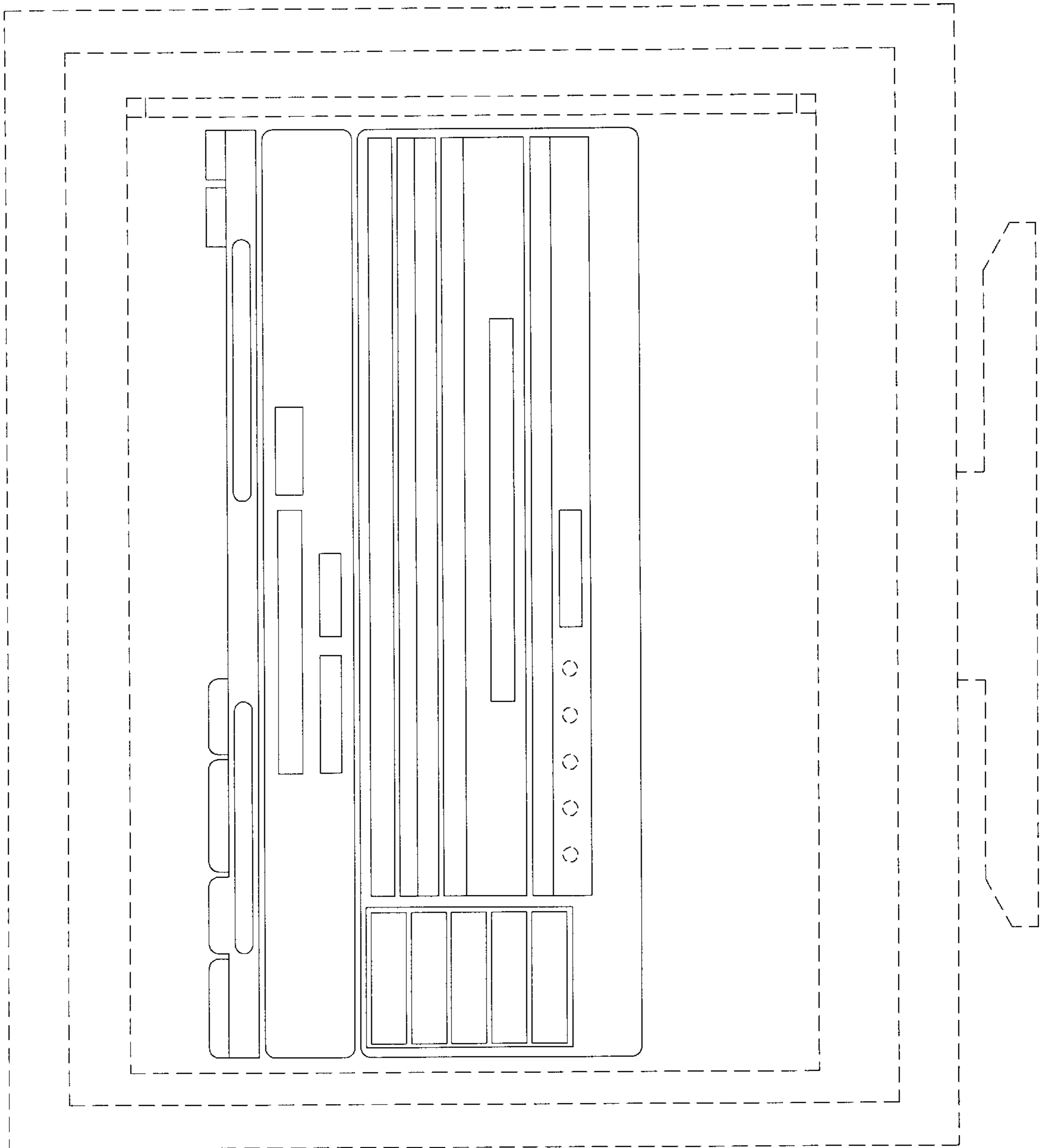


FIG. 1.

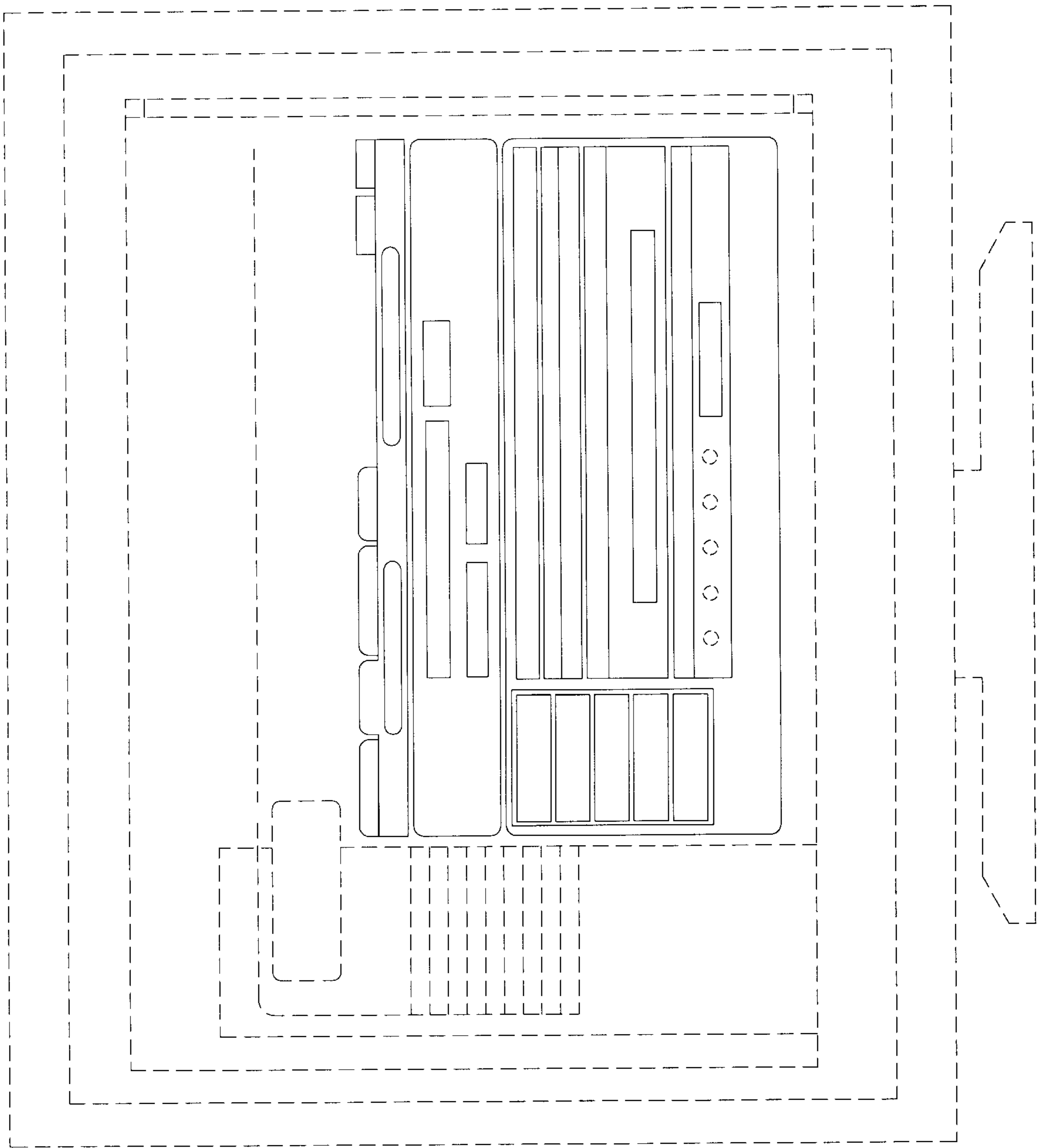


FIG. 2.