



US00D454126S

(12) **United States Design Patent**
Bliven et al.

(10) **Patent No.:** **US D454,126 S**
(45) **Date of Patent:** **** Mar. 5, 2002**

(54) **PORTABLE COMPUTING DEVICE**

(75) Inventors: **Robert P Bliven; Memphis Zhihong Yin; Glen A Oross; Michael D Derocher**, all of Corvallis, OR (US)

(73) Assignee: **Hewlett-Packard Company**, Palo Alto, CA (US)

(**) Term: **14 Years**

(21) Appl. No.: **29/139,977**

(22) Filed: **Apr. 10, 2001**

(51) **LOC (7) Cl.** **14-02**

(52) **U.S. Cl.** **D14/327; D14/318**

(58) **Field of Search** D14/315, 318,
D14/322, 327, 328; D18/1, 2, 7; 235/145 A,
145 R; 341/22, 23; 345/104, 156, 168,
169, 173; 361/680-686

(56) **References Cited**

U.S. PATENT DOCUMENTS

D391,927 S * 3/1998 Paranca et al. D14/318
D402,968 S * 12/1998 Wolff et al. D14/318
D427,192 S * 6/2000 Segawa et al. D14/318

OTHER PUBLICATIONS

PC Magazine; vol. 20; No. 9; May 8, 2001; "Plug Right Into Thin Air" TECRA 8200 TOSHIBA; pp: 34-35.

* cited by examiner

Primary Examiner—Freda Nunn

(74) *Attorney, Agent, or Firm*—Jeff D. Limon

(57) **CLAIM**

The ornamental design for a portable computing device, as shown and described.

DESCRIPTION


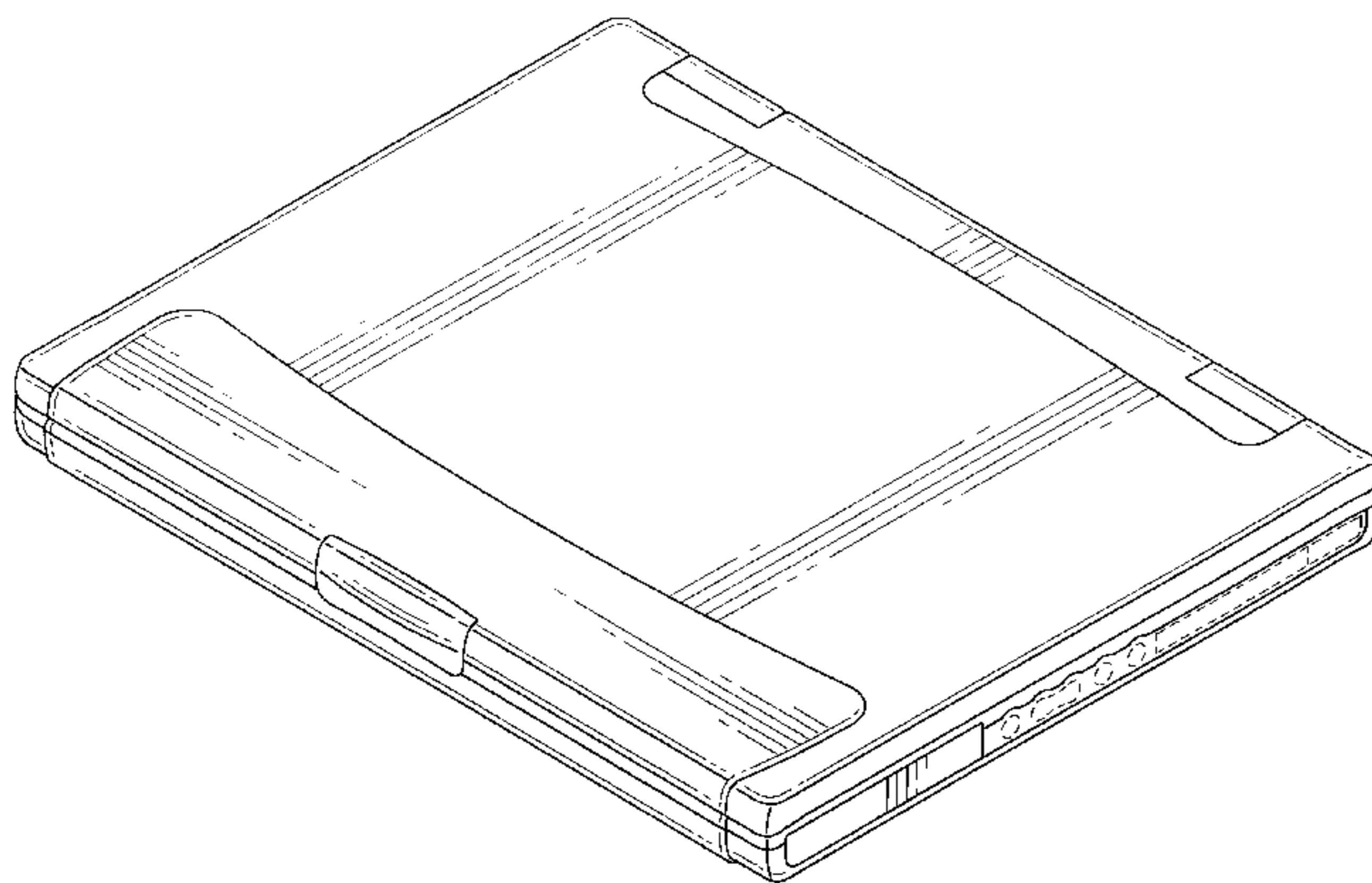
FIG. 1 is an isometric view of a portable computing device showing our new design, where the top portion of the portable computing device is in the closed position; FIG. 2 is an isometric view thereof, where the top portion of the portable computing device is in an open position; FIG. 3 is a top plan view thereof; FIG. 4 is a front elevational view thereof; FIG. 5 is a rear elevational view thereof; FIG. 6 is a left side view thereof; FIG. 7 is a right side elevational view thereof; and, FIG. 8 is a bottom plan view thereof.

The broken line showing of connectors and drive bay of FIG. 1, 2, 5, 6, and 7 are environmental only and form no part of the claimed design.

The broken line showing of a keyboard of FIG. 2 is environmental only and forms no part of the claimed design.

The broken line showing of a docking connector of FIG. 8 is environmental only and forms no part of the claimed design.

1 Claim, 5 Drawing Sheets



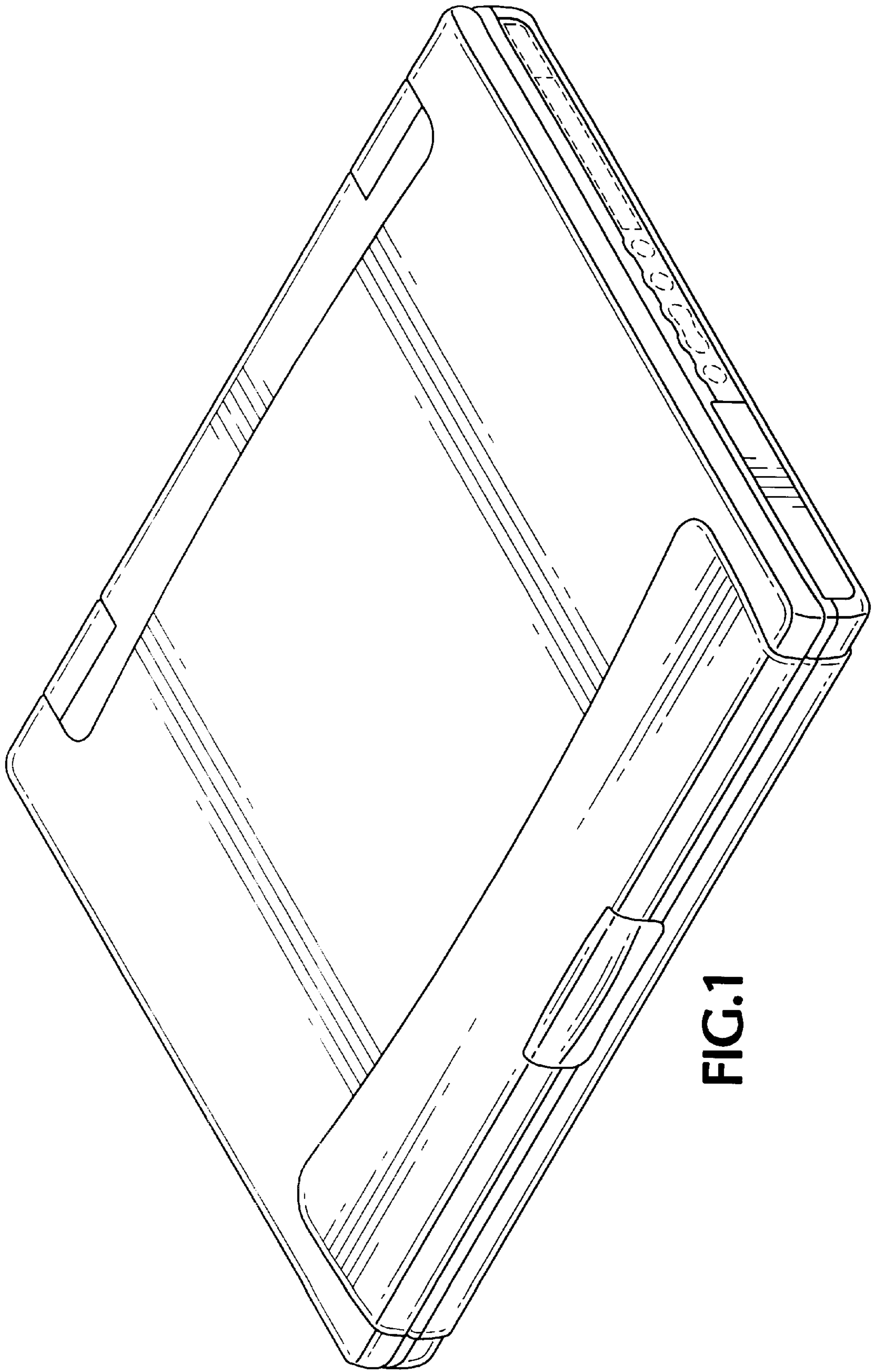


FIG.1

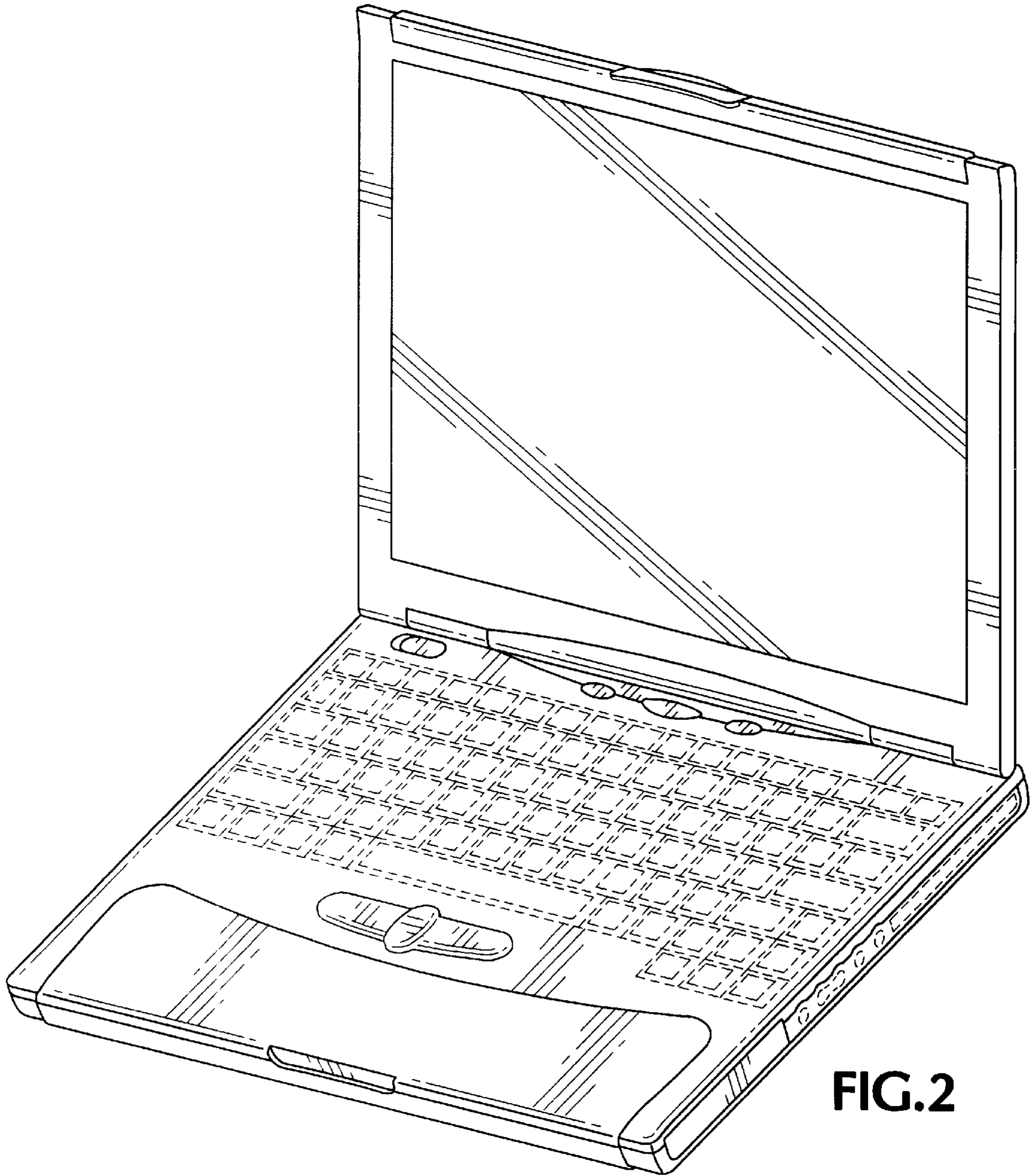
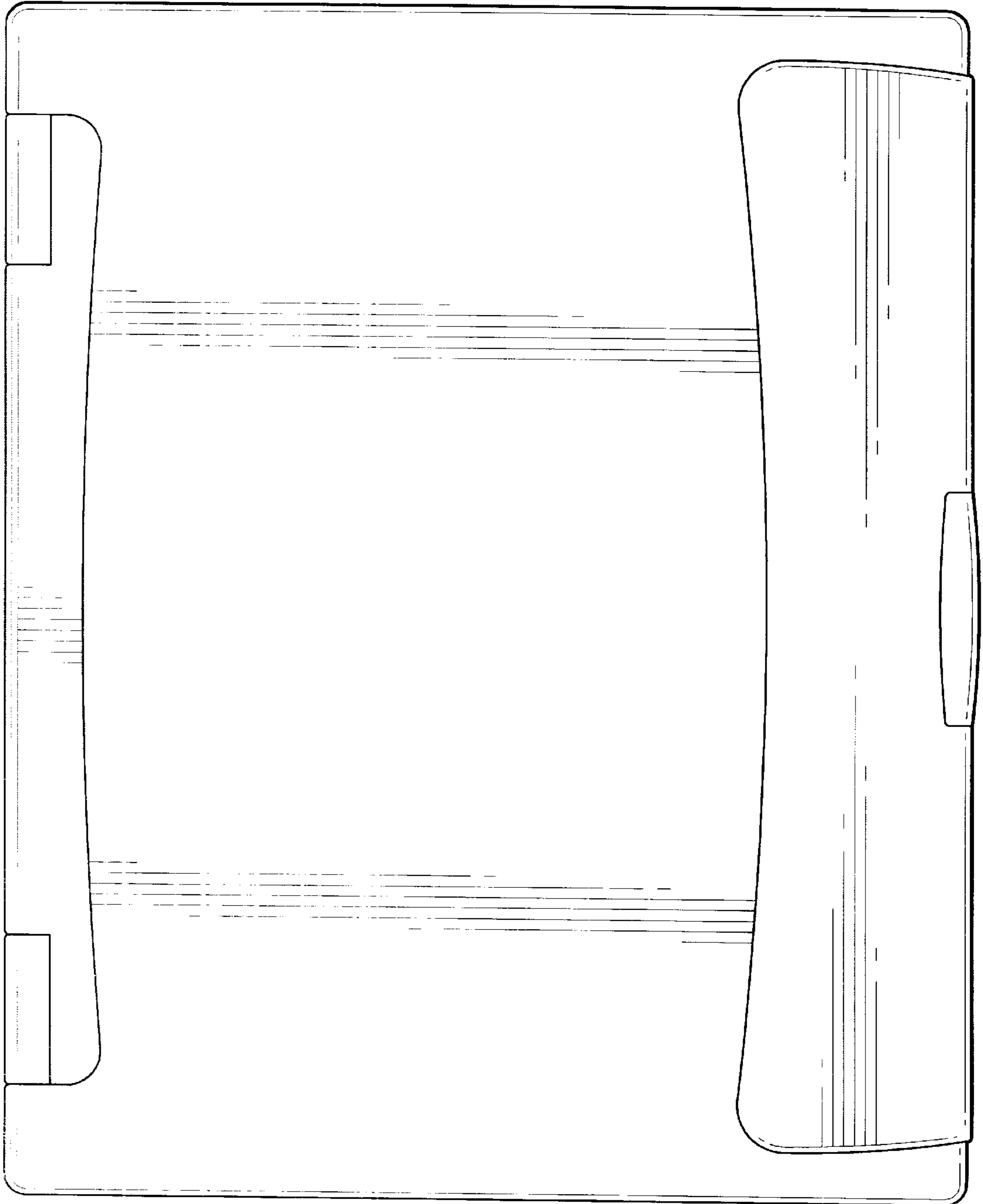


FIG.2

FIG. 3



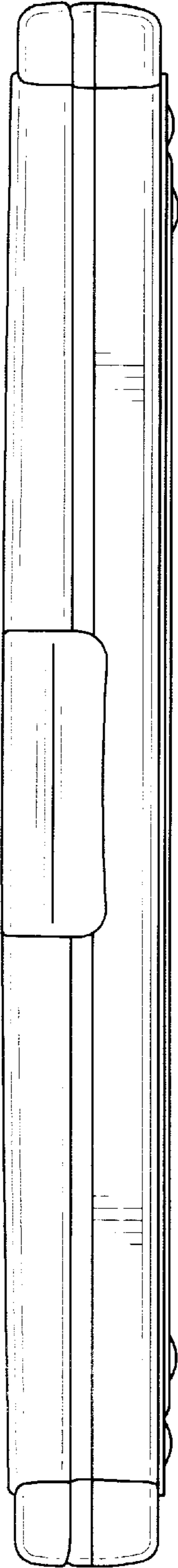


FIG. 4

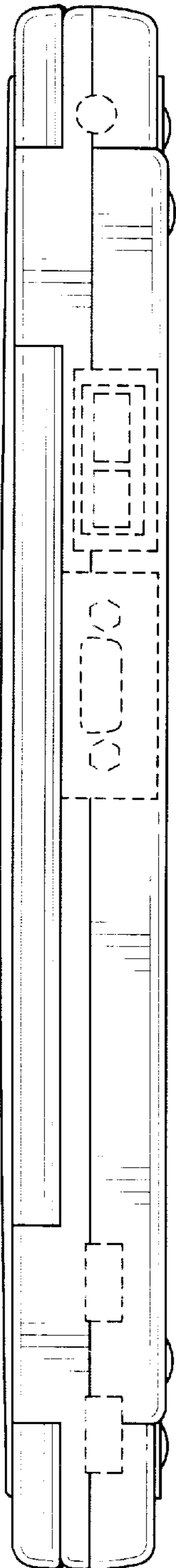


FIG. 5

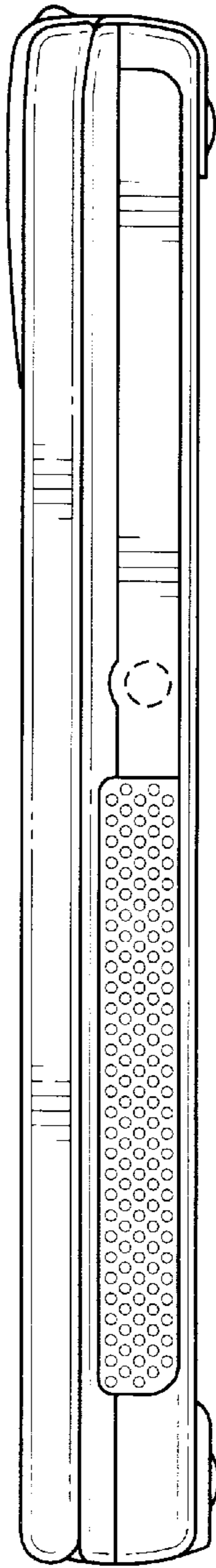


FIG. 6

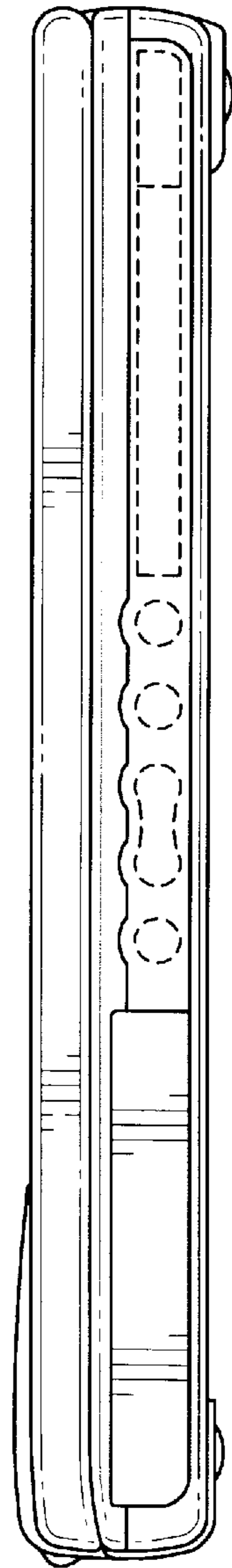


FIG. 7

FIG. 8

