



US00D454110S

(12) **United States Design Patent**
Andre et al.

(10) **Patent No.:** **US D454,110 S**
(45) **Date of Patent:** **** Mar. 5, 2002**

(54) **POWER ADAPTER**

(75) Inventors: **Bartley K. Andre**, Menlo Park; **Daniel J. Coster**, San Francisco; **Daniele De Iuliis**, San Francisco; **Richard P. Howarth**, San Francisco; **Jonathan P. Ive**, San Francisco; **Steven P. Jobs**, Palo Alto; **Duncan Robert Kerr**; **Matthew Dean Rohrbach**, both of San Francisco; **Douglas B. Satzger**, San Carlos; **Calvin Q. Seid**, Palo Alto; **Christopher J. Stringer**, Pacifica; **Eugene Anthony Whang**, San Francisco, all of CA (US)

(73) Assignee: **Apple Computer, Inc.**, Cupertino, CA (US)

(**) Term: **14 Years**

(21) Appl. No.: **29/126,457**

(22) Filed: **Jul. 17, 2000**

(51) **LOC (7) Cl.** **13-02**

(52) **U.S. Cl.** **D13/110**

(58) **Field of Search** D13/110; 320/112;
307/150, 151; 439/952; 363/146

(56) **References Cited**

U.S. PATENT DOCUMENTS

5,019,767 A * 5/1991 Shirai et al. 320/112

D338,653 S	*	8/1993	Morgan et al.	D13/110
D367,257 S	*	2/1996	Buelow et al.	D13/110
5,494,449 A	*	2/1996	Chioo	439/76.1
D423,452 S	*	4/2000	Fujisawa et al.	D13/110
D426,810 S	*	6/2000	Wei	D13/110
D446,499 S	*	8/2001	Andre et al.	D13/110

* cited by examiner

Primary Examiner—Joel Sincavage

(57) **CLAIM**

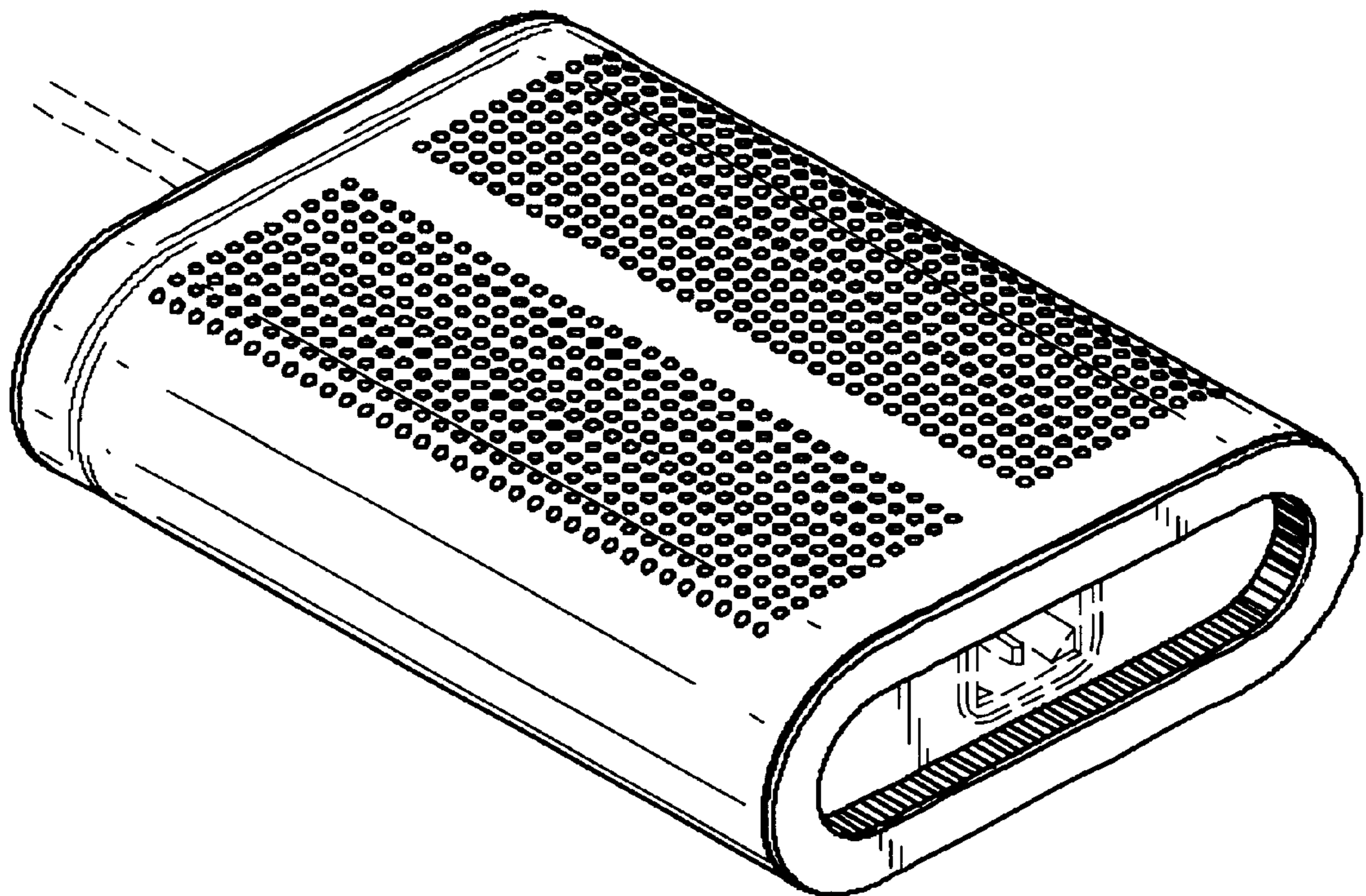
The ornamental design for a power adapter, as shown and described.

DESCRIPTION

FIG. 1 is a perspective view of a power adapter;
FIG. 2 is a front elevational view thereof;
FIG. 3 is a top view thereof;
FIG. 4 is a side view thereof;
FIG. 5 is a bottom view thereof; and,
FIG. 6 is a rear view thereof.

The broken lines throughout the drawings are included for the purpose of illustrating portions of the adapter that form no part of the claimed design.

1 Claim, 2 Drawing Sheets



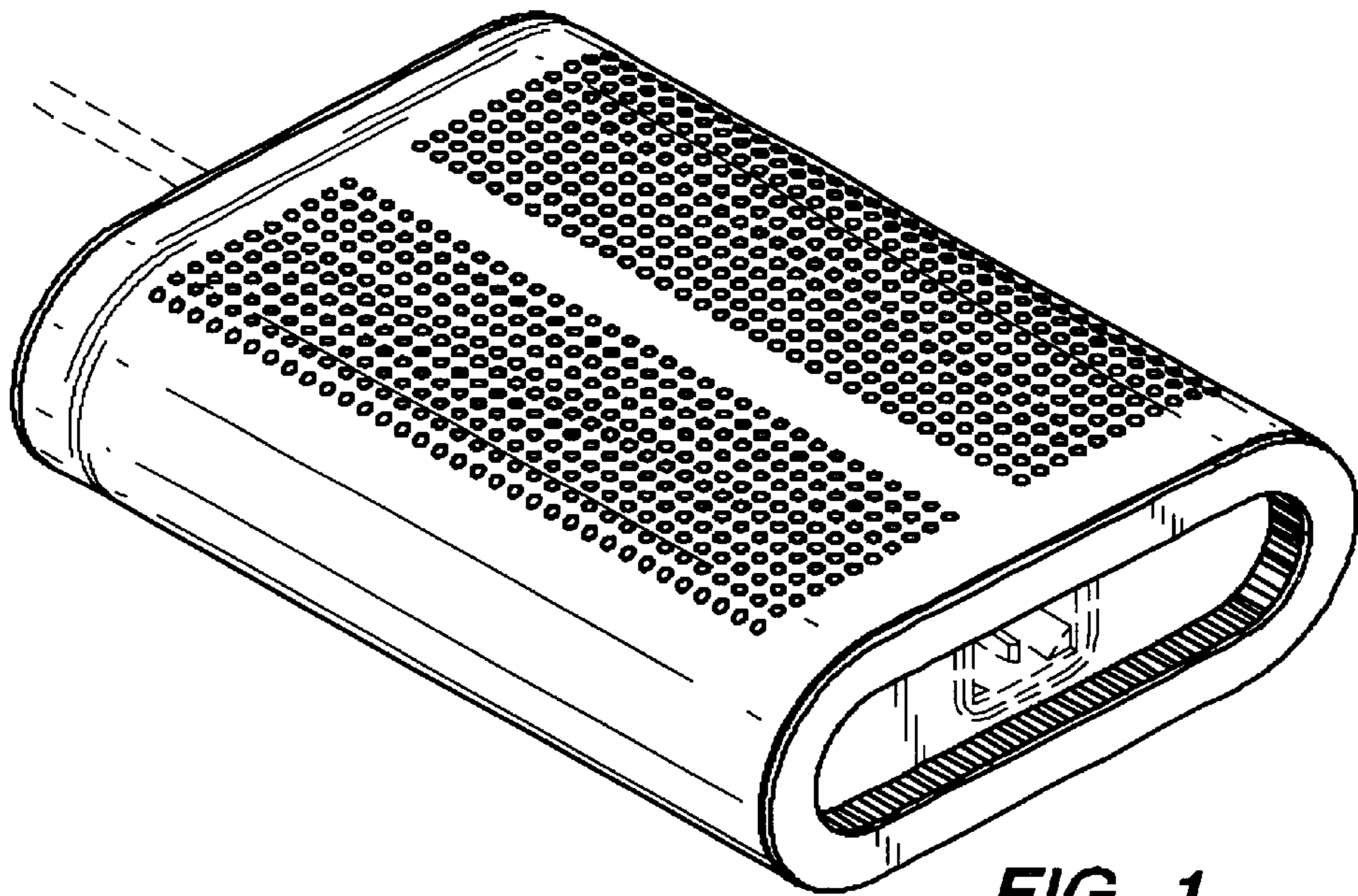


FIG. 1

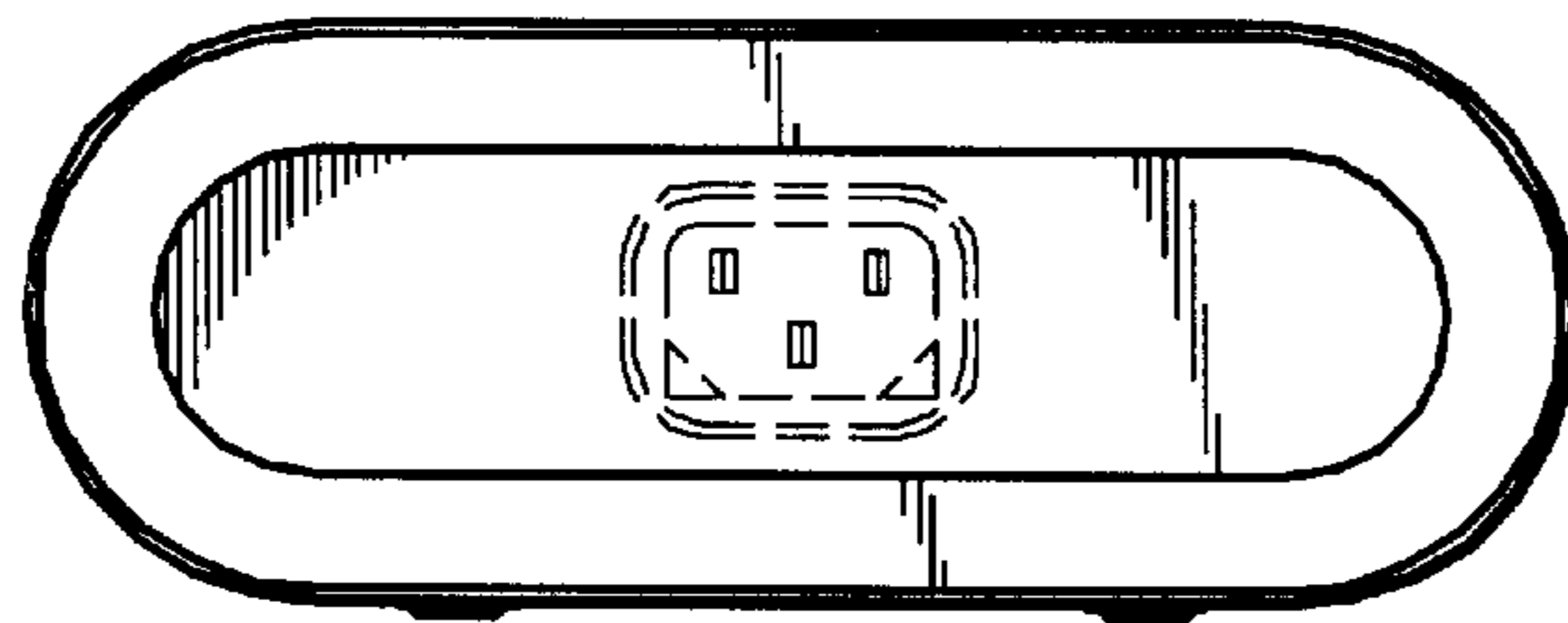


FIG. 2




FIG. 3




FIG. 4




FIG. 5

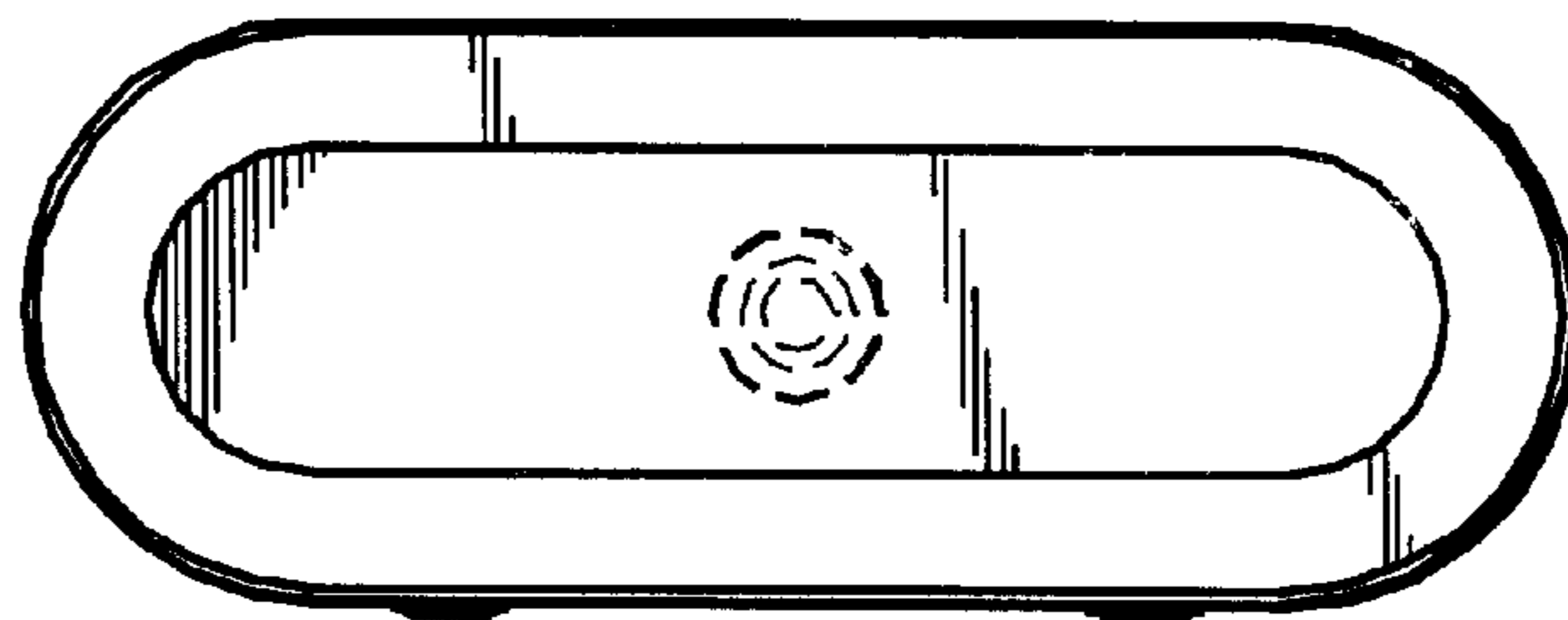


FIG. 6