



US00D454106S

(12) **United States Design Patent**
Hodges

(10) **Patent No.:** **US D454,106 S**

(45) **Date of Patent:** **** Mar. 5, 2002**

(54) **WHEEL**

(75) **Inventor:** **Frank J. Hodges**, Yorba Linda, CA (US)

(73) **Assignee:** **Lexani International, Inc.**, Yorba Linda, CA (US)

(**) **Term:** **14 Years**

(21) **Appl. No.:** **29/139,468**

(22) **Filed:** **Mar. 30, 2001**

(51) **LOC (7) Cl.** **12-16**

(52) **U.S. Cl.** **D12/209**

(58) **Field of Search** D12/204-211;
301/37.1, 64.1, 65

(56) **References Cited**

U.S. PATENT DOCUMENTS

D49,521 S	*	8/1916	Kunst	D12/209
D384,931 S	*	10/1997	Neeper	D12/209
D385,838 S	*	11/1997	Cullen	D12/209
D385,843 S	*	11/1997	Cullen	D12/209

D397,663 S	*	9/1998	Chrysanto	D12/209
D403,647 S	*	1/1999	Rotundo	D12/209
D427,129 S	*	6/2000	Lee	D12/209
6,109,701 A	*	8/2000	Budnik	301/64.1
D442,533 S	*	5/2001	Hodges	D12/209

* cited by examiner

Primary Examiner—Stacia Cadmus

(74) *Attorney, Agent, or Firm*—Knobbe, Martens, Olson & Bear, LLP

(57) **CLAIM**

The ornamental design for a wheel, as shown and described.

DESCRIPTION

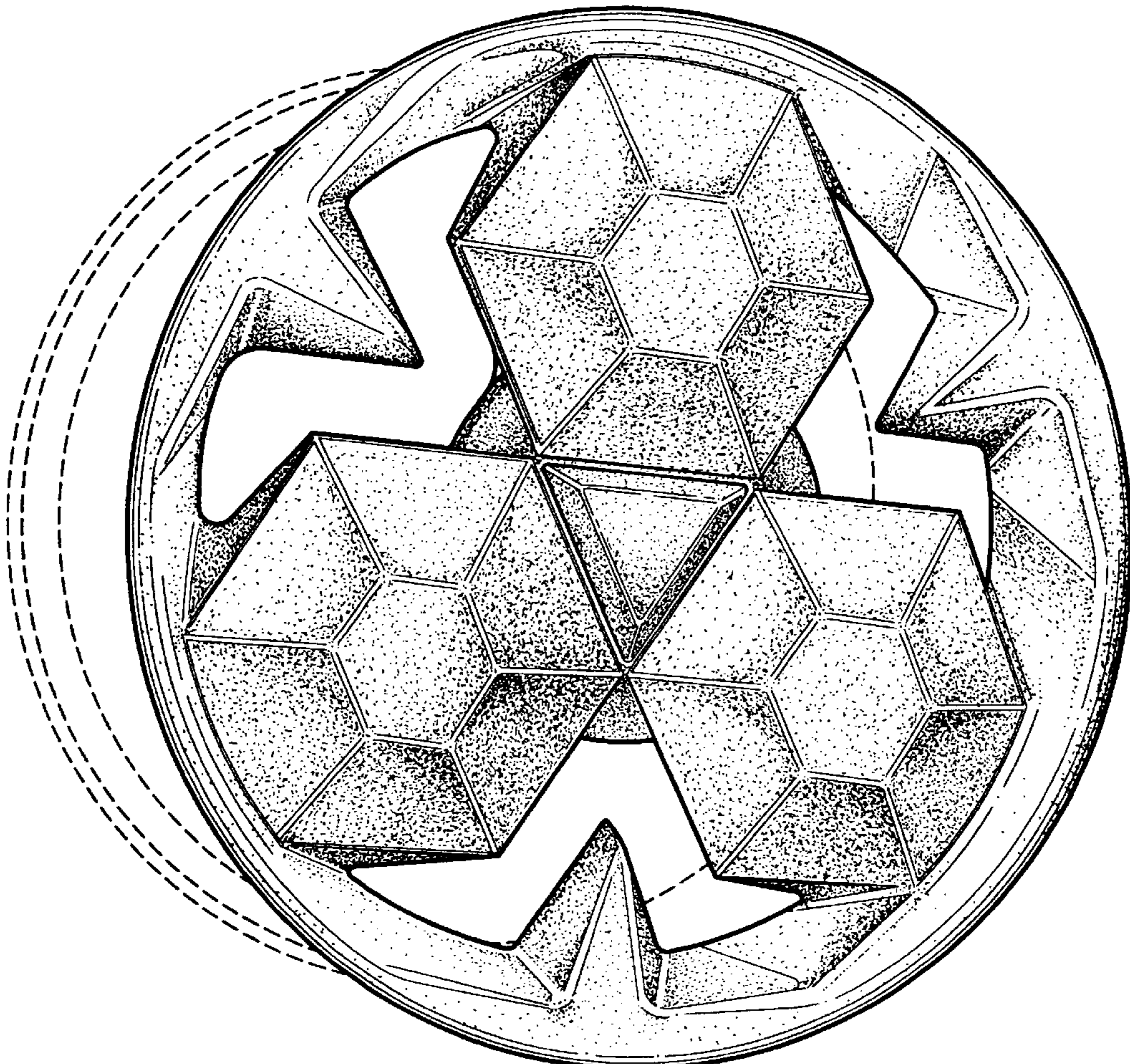
FIG. 1 is a front perspective view of a wheel showing my new design;

FIG. 2 is a front plan view thereof; and,

FIG. 3 is a left side elevational view thereof, the right side elevational view being a mirror image thereof.

The broken line showing of environment is for illustrative purposes only and forms no part of the claimed design.

1 Claim, 3 Drawing Sheets



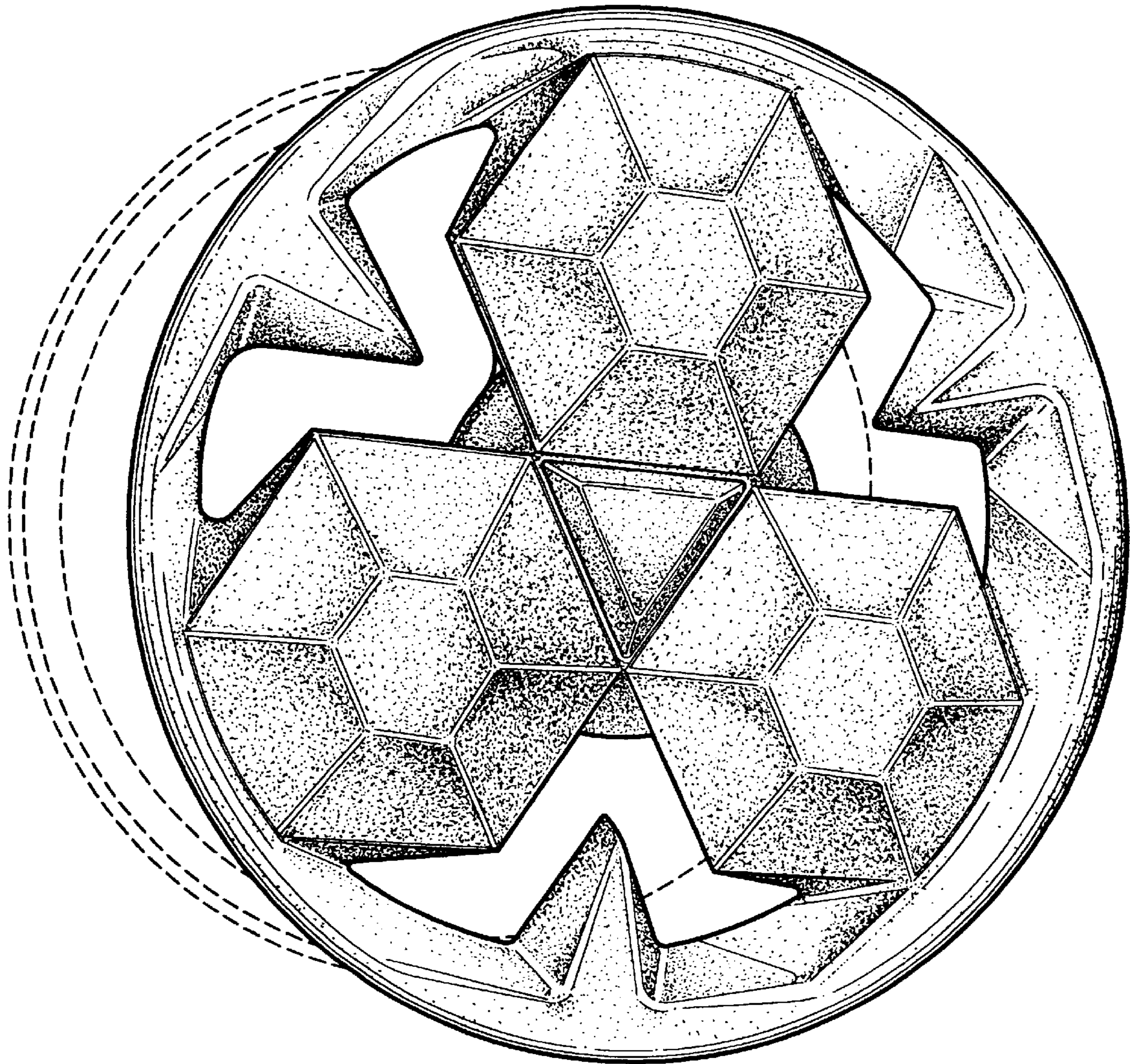


Fig. 1




Fig. 2




Fig. 3