



US00D454105S

(12) **United States Design Patent**
Pfeiffer

(10) **Patent No.:** **US D454,105 S**

(45) **Date of Patent:** **** Mar. 5, 2002**

(54) **FRONT FACE OF A VEHICLE WHEEL**

(75) **Inventor:** **Peter Pfeiffer**, Boeblingen (DE)

(73) **Assignee:** **DaimlerChrysler AG**, Stuttgart (DE)

(**) **Term:** **14 Years**

(21) **Appl. No.:** **29/126,636**

(22) **Filed:** **Jul. 21, 2000**

(30) **Foreign Application Priority Data**

Jan. 27, 2000 (DE) 400 00 754

(51) **LOC (7) Cl.** **12-16**

(52) **U.S. Cl.** **D12/209**

(58) **Field of Search** D12/204-211;
301/37.1, 64.1, 65

(56) **References Cited**

U.S. PATENT DOCUMENTS

D267,564 S	*	1/1983	Wright	D12/211
D361,547 S	*	8/1995	Weld	D12/211
D368,885 S	*	4/1996	Wagner	D12/209
D379,612 S	*	6/1997	Honarkhah	D12/209
D380,432 S	*	7/1997	Hettler	D12/209
D384,320 S	*	9/1997	Bhambra	D12/209
D391,543 S	*	3/1998	Renkert	D12/209
D407,052 S	*	3/1999	Kelley	D12/209
D407,364 S	*	3/1999	Fisker	D12/209
D407,680 S	*	4/1999	Bhambra	D12/209
D412,692 S	*	8/1999	Hussaini	D12/209
D413,851 S	*	9/1999	Donikoglu	D12/209
D414,738 S	*	10/1999	Escue	D12/209
D416,532 S	*	11/1999	Cullen	D12/209
D418,794 S	*	1/2000	Chung	D12/209

D420,637 S	*	2/2000	Glade	D12/209
D421,417 S	*	3/2000	Weidhase	D12/209
D422,258 S	*	4/2000	Hale, Jr.	D12/211
D426,184 S	*	6/2000	Goplen	D12/209
D427,555 S	*	7/2000	Hall	D12/209
D428,846 S	*	8/2000	Yoshida et al.	D12/211
D431,516 S	*	10/2000	Kaucher	D12/209
D432,974 S	*	10/2000	Jablonski	D12/211
D433,659 S	*	11/2000	Frizzi	D12/211
D437,821 S	*	2/2001	Frohlich	D12/211
D438,503 S	*	3/2001	Syring	D12/211
D445,082 S	*	7/2001	Chung	D12/211

* cited by examiner

Primary Examiner—Stacia Cadmus

(74) *Attorney, Agent, or Firm*—Crowell & Moring LLP

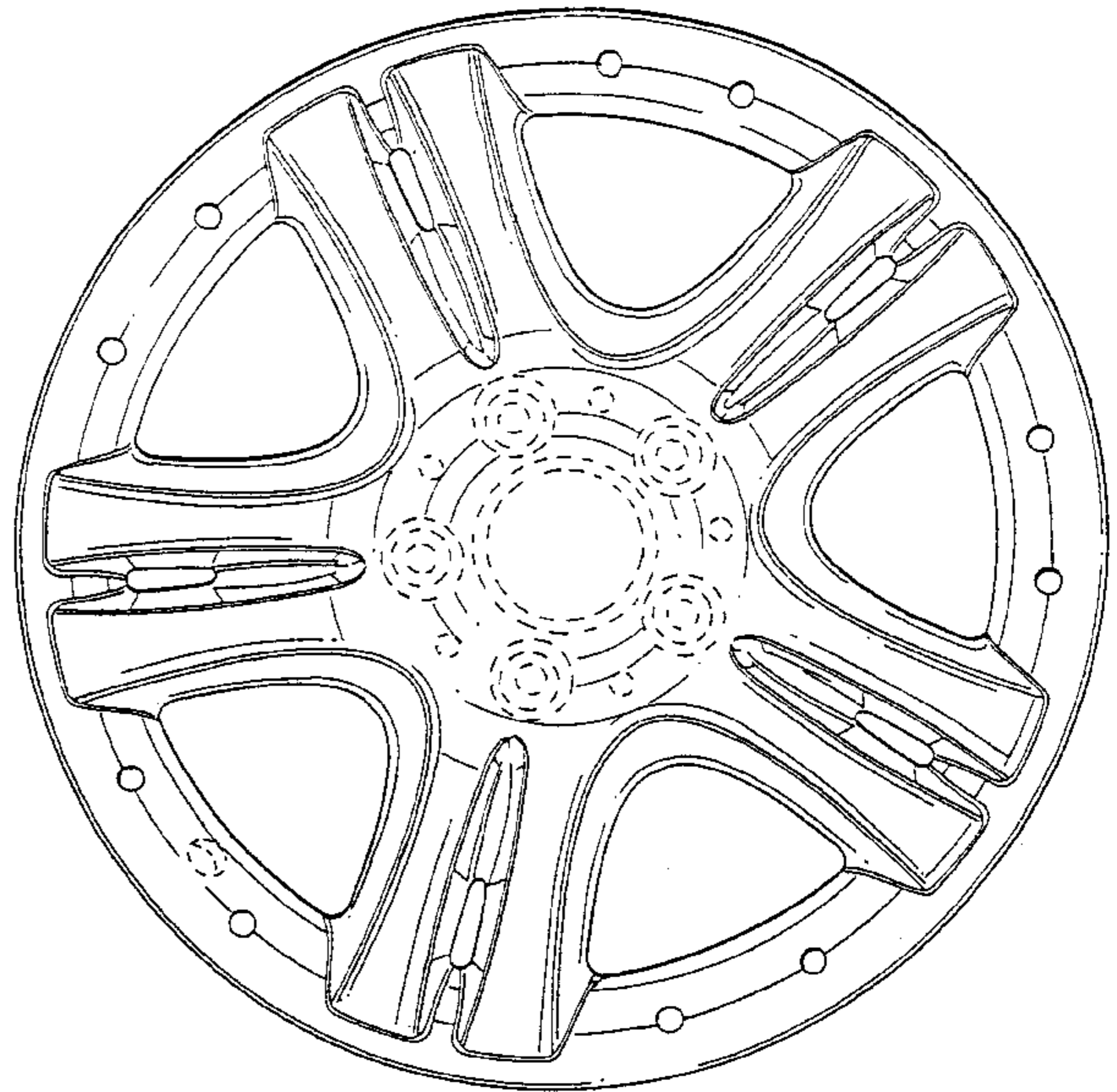
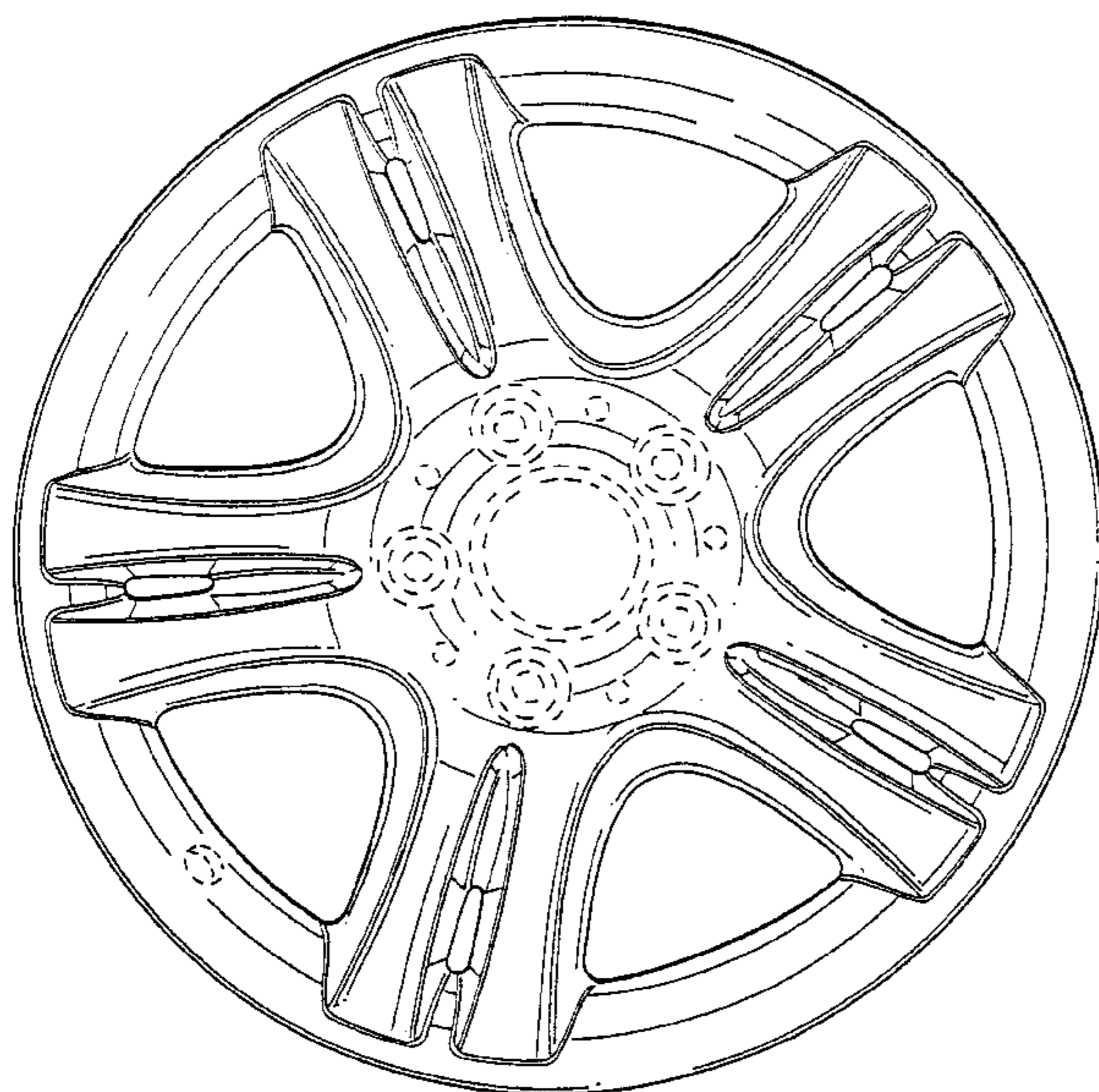
(57) **CLAIM**

The ornamental design for a front face of a vehicle wheel, as shown and described.

DESCRIPTION

FIG. 1 is a perspective view of a first embodiment of a front face of a vehicle wheel according to my novel design;
 FIG. 2 is a front view of the first embodiment of the front face of a vehicle wheel according to my novel design;
 FIG. 3 is a perspective view of a second embodiment of the front face of a vehicle wheel according to my novel design;
 and,
 FIG. 4 is a front view of the second embodiment of the front face of a vehicle wheel according to my novel design.
 The dash lines included depict environment and are not part of the claimed design.

1 Claim, 2 Drawing Sheets



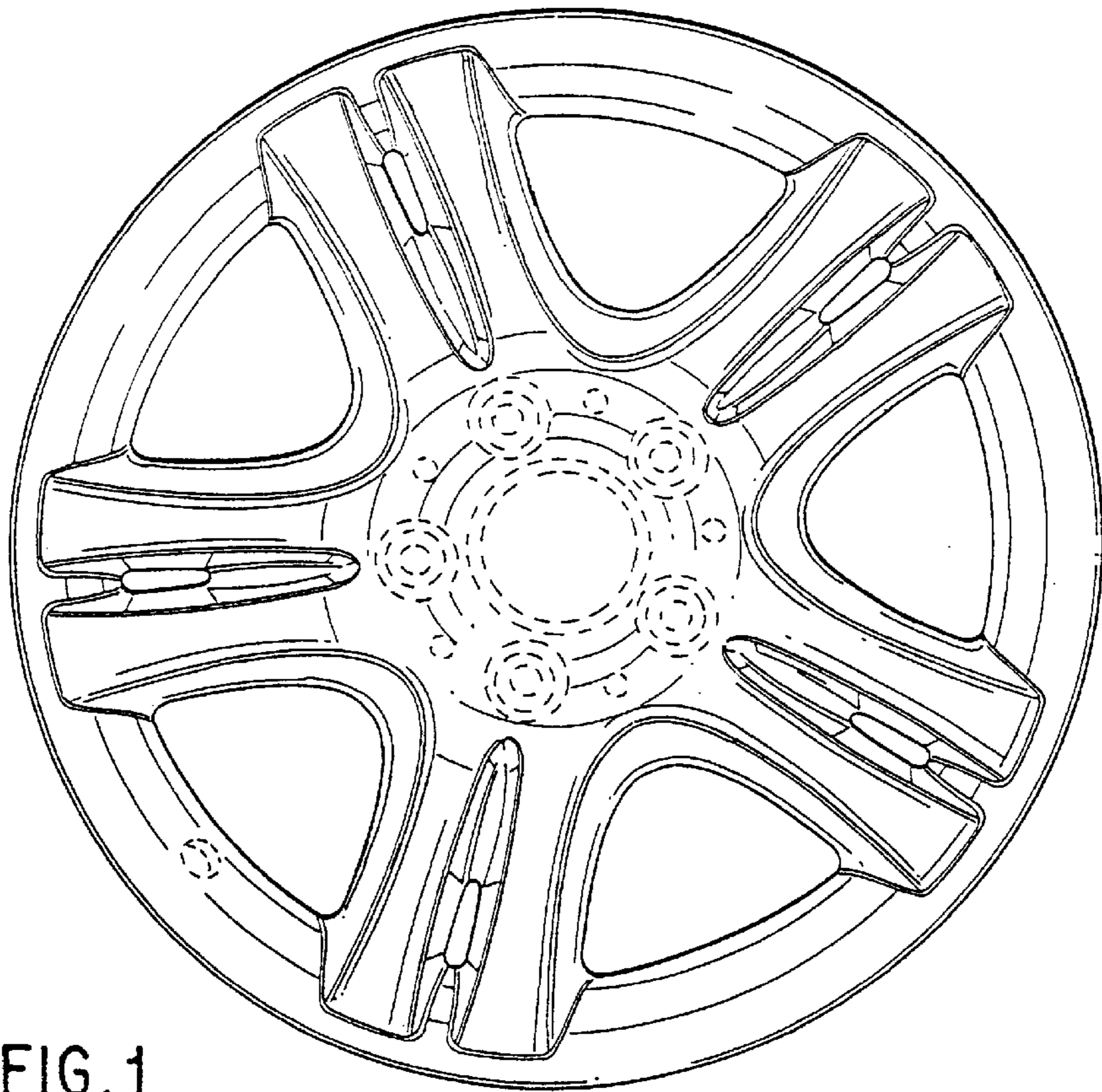


FIG. 1

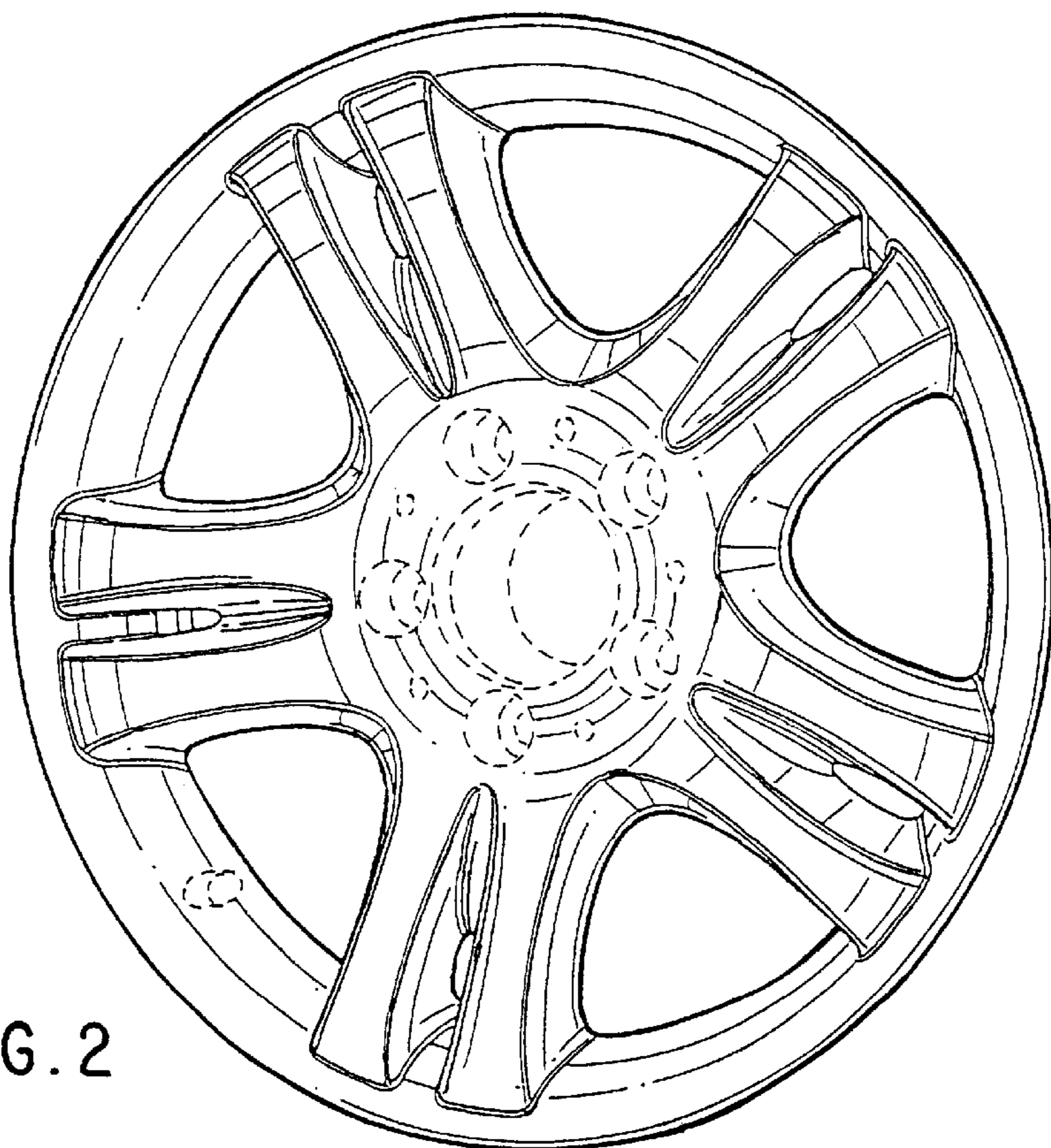


FIG. 2

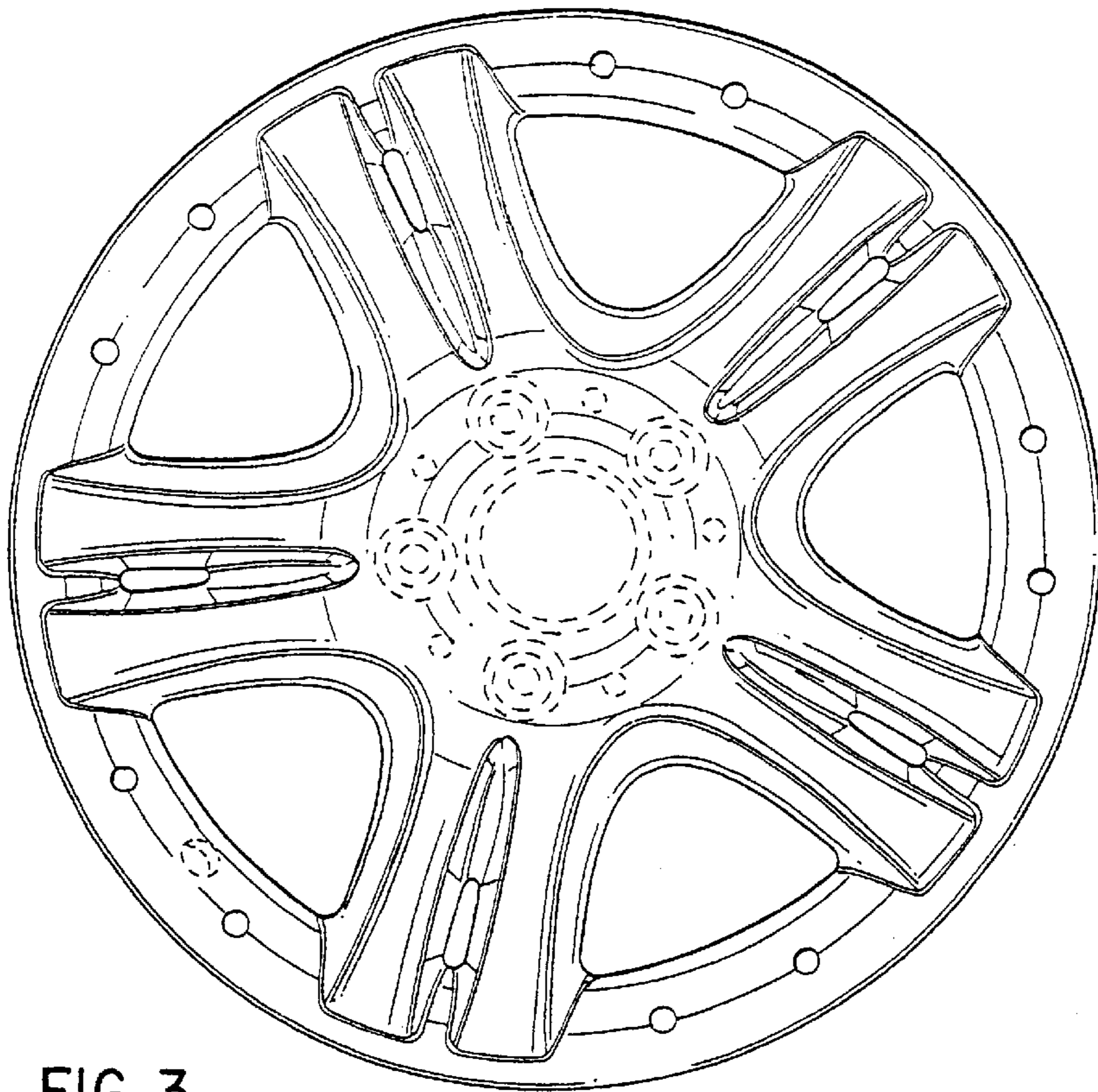


FIG. 3

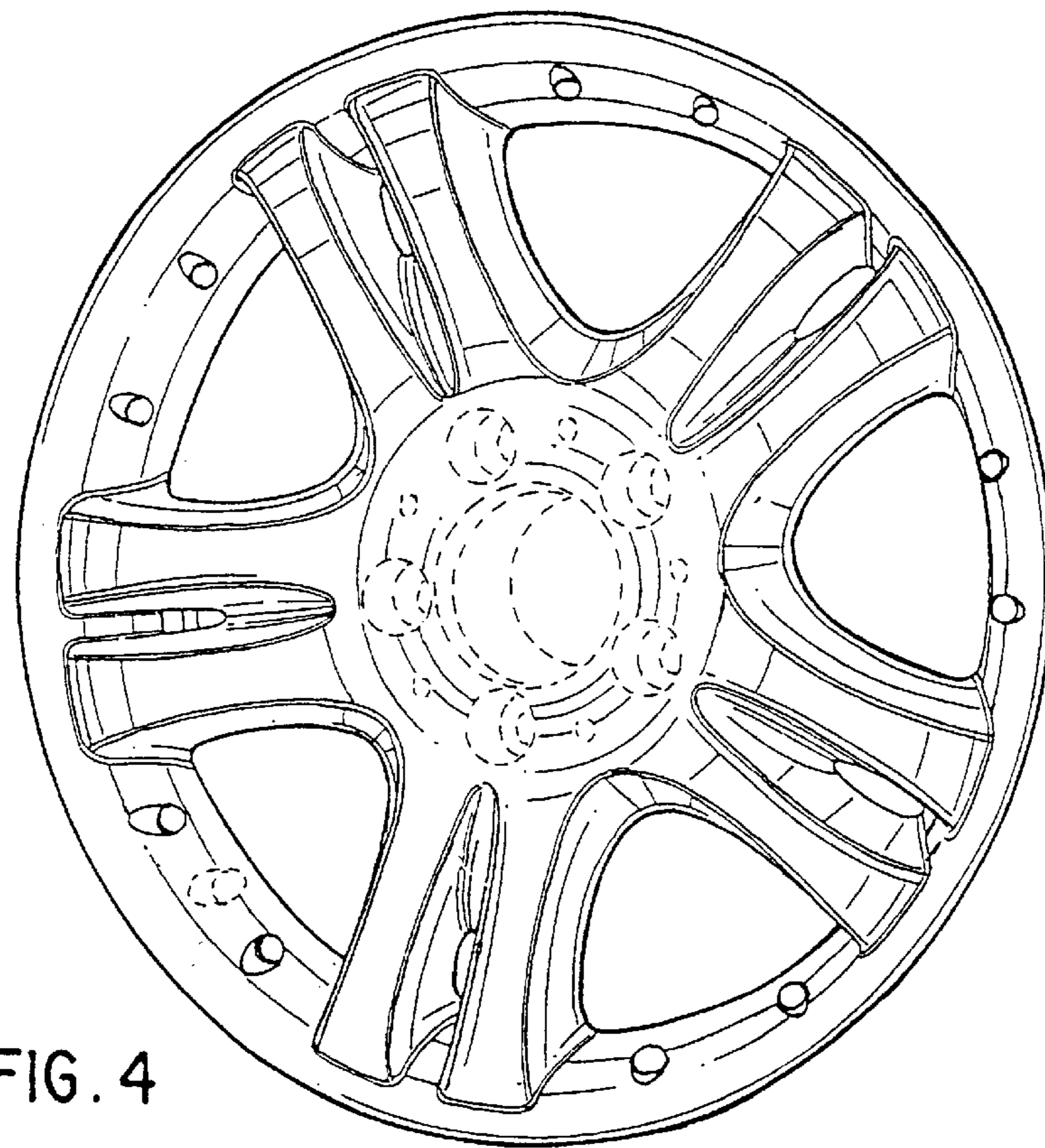


FIG. 4