



US00D454101S

(12) **United States Design Patent**
Pfeiffer et al.

(10) **Patent No.:** **US D454,101 S**

(45) **Date of Patent:** **** Mar. 5, 2002**

(54) **FRONTAL CONFIGURATION OF A STEERING WHEEL FOR A VEHICLE**

D418,786 S * 1/2000 Giamos D12/176
D421,945 S * 3/2000 Sacco et al. D12/176
D424,488 S * 5/2000 Thorpe D12/176
D440,914 S * 4/2001 Pfeiffer D12/176

(75) Inventors: **Peter Pfeiffer**, Boeblingen; **Murat Guenak**, Ehningen; **Franz Lecher**, Sindelfingen; **Hans-Peter Wunderlich**, Stuttgart, all of (DE)

* cited by examiner

(73) Assignee: **DaimlerChrysler AG**, Stuttgart (DE)

Primary Examiner—Melody N. Brown

(74) *Attorney, Agent, or Firm*—Crowell & Moring LLP

(**) Term: **14 Years**

(57) **CLAIM**

(21) Appl. No.: **29/142,135**

The ornamental design for a frontal configuration of a steering wheel for a vehicle, as shown and described.

(22) Filed: **May 21, 2001**

(30) **Foreign Application Priority Data**

DESCRIPTION

Nov. 20, 2000 (DE) 4 00 10 842

FIG. 1 is a front view of a frontal configuration of a steering wheel for a vehicle according to our novel design; and,

(51) **LOC (7) Cl.** **12-16**

FIG. 2 is a perspective view of the frontal configuration of a steering wheel for a vehicle according to our novel design.

(52) **U.S. Cl.** **D12/176**

(58) **Field of Search** D12/175, 176;
74/552, 558

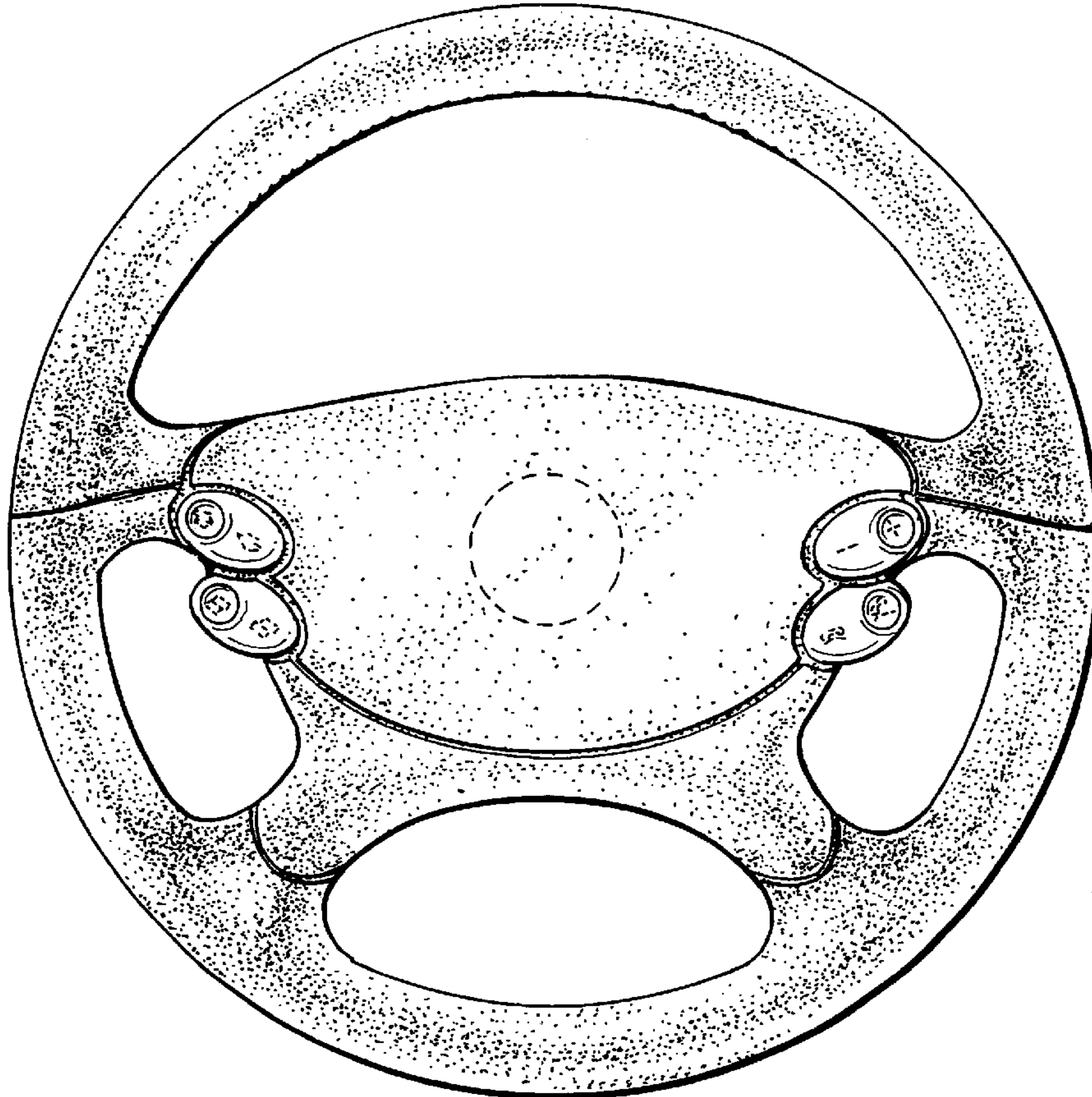
The broken lines included depict environment and are not part of the claimed design

(56) **References Cited**

U.S. PATENT DOCUMENTS

D410,606 S * 6/1999 Sacco et al. D12/176

1 Claim, 1 Drawing Sheet



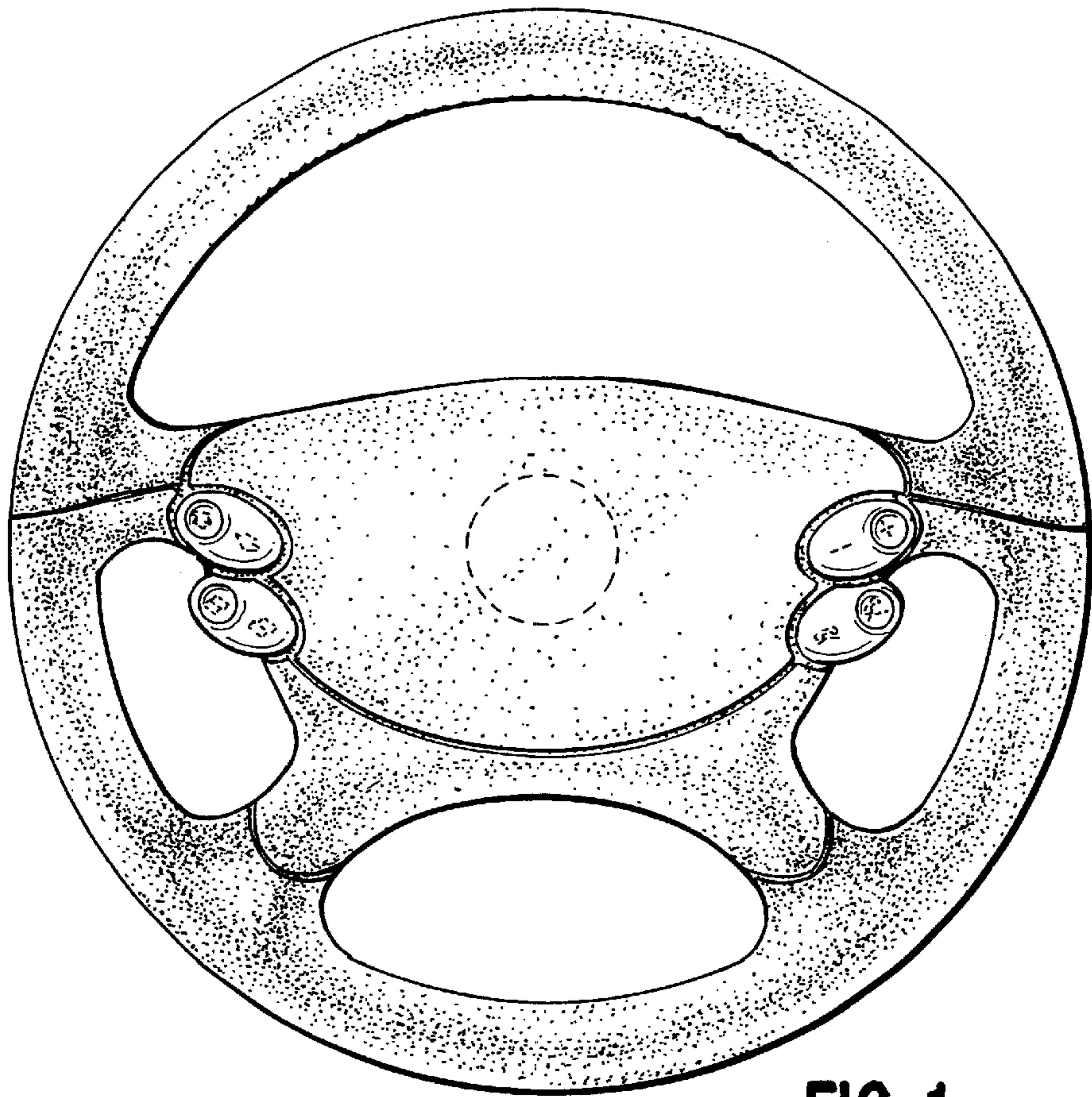


FIG. 1

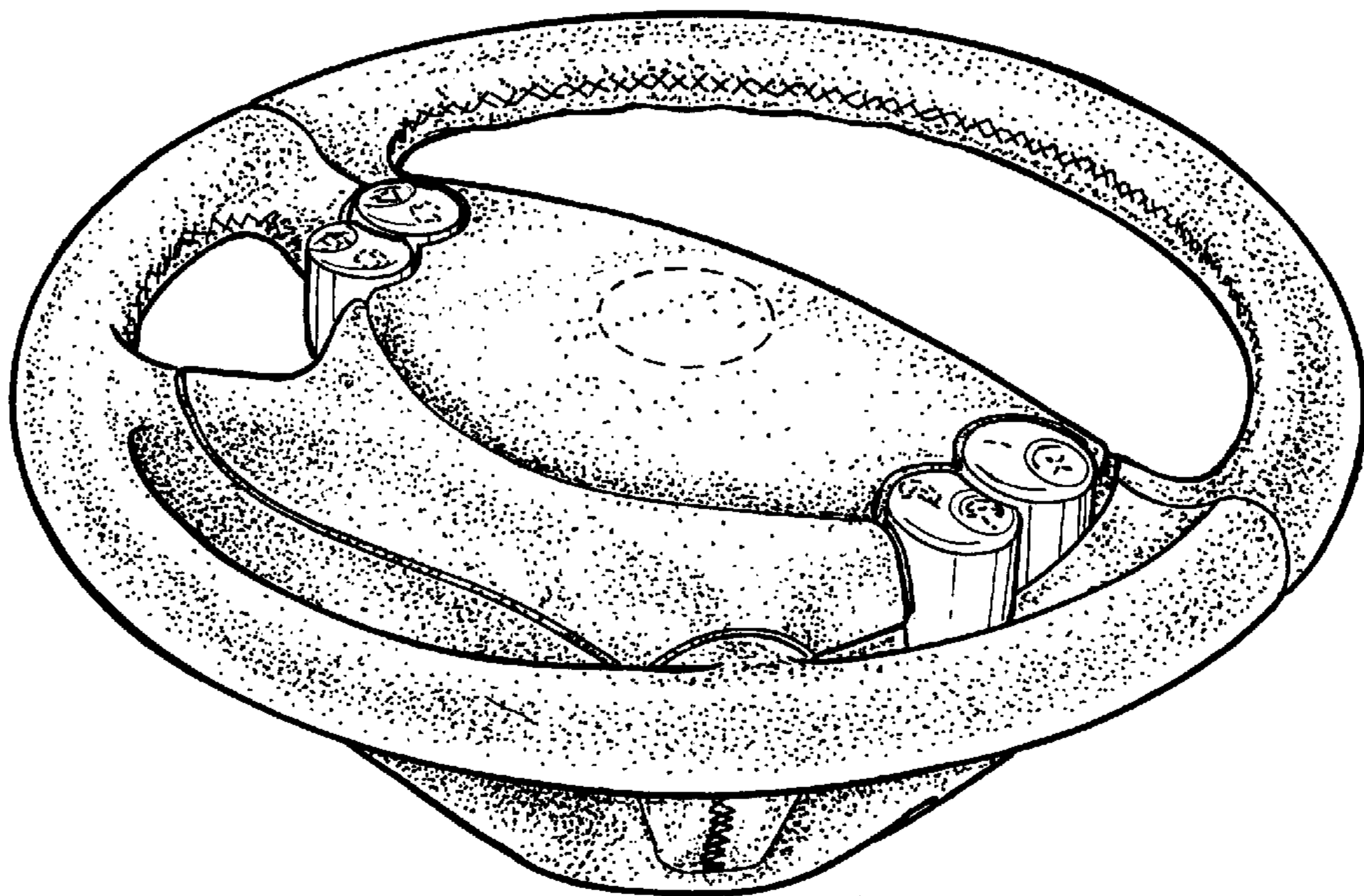


FIG. 2