



US00D454098S

(12) **United States Design Patent**  
**McGuinness**

(10) **Patent No.:** **US D454,098 S**

(45) **Date of Patent:** **\*\* Mar. 5, 2002**

(54) **PROTECTIVE BAR FOR A VEHICLE**

(75) Inventor: **Mark McGuinness**, Geebung (AU)

(73) Assignee: **TJM Products, Pty, Ltd.** (AU)

(\*\*) Term: **14 Years**

(21) Appl. No.: **29/133,767**

(22) Filed: **Dec. 6, 2000**

(51) **LOC (7) Cl.** ..... **12-16**

(52) **U.S. Cl.** ..... **D12/171**

(58) **Field of Search** ..... D12/171, 172,  
D12/169, 196, 165; 293/102, 103, 115,  
120, 121, 144

(56) **References Cited**

**U.S. PATENT DOCUMENTS**

4,469,360 A \* 9/1984 Drury ..... 293/103

D300,128 S \* 3/1989 Brennan ..... D12/169

D360,865 S \* 8/1995 Hanson ..... D12/169

D375,067 S \* 10/1996 Bronstein ..... D12/169

D432,469 S \* 10/2000 Nelson ..... D12/169

\* cited by examiner

*Primary Examiner*—Melody N. Brown

(74) *Attorney, Agent, or Firm*—Madson & Metcalf

(57) **CLAIM**

The ornamental design for a protective bar for a vehicle, as shown.

**DESCRIPTION**

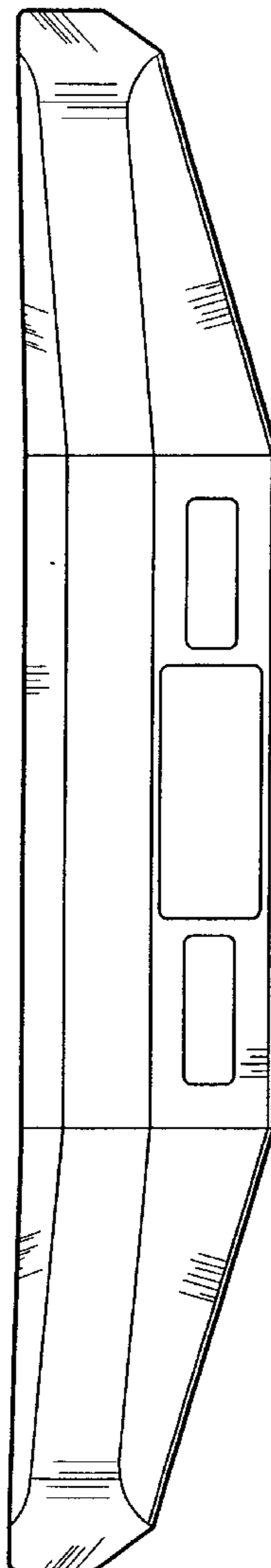
FIG. 1 is a front view of the protective bar for a vehicle.

FIG. 2 is side view thereof.

FIG. 3 is top view thereof; and,

FIG. 4 is a perspective view thereof.

**1 Claim, 4 Drawing Sheets**




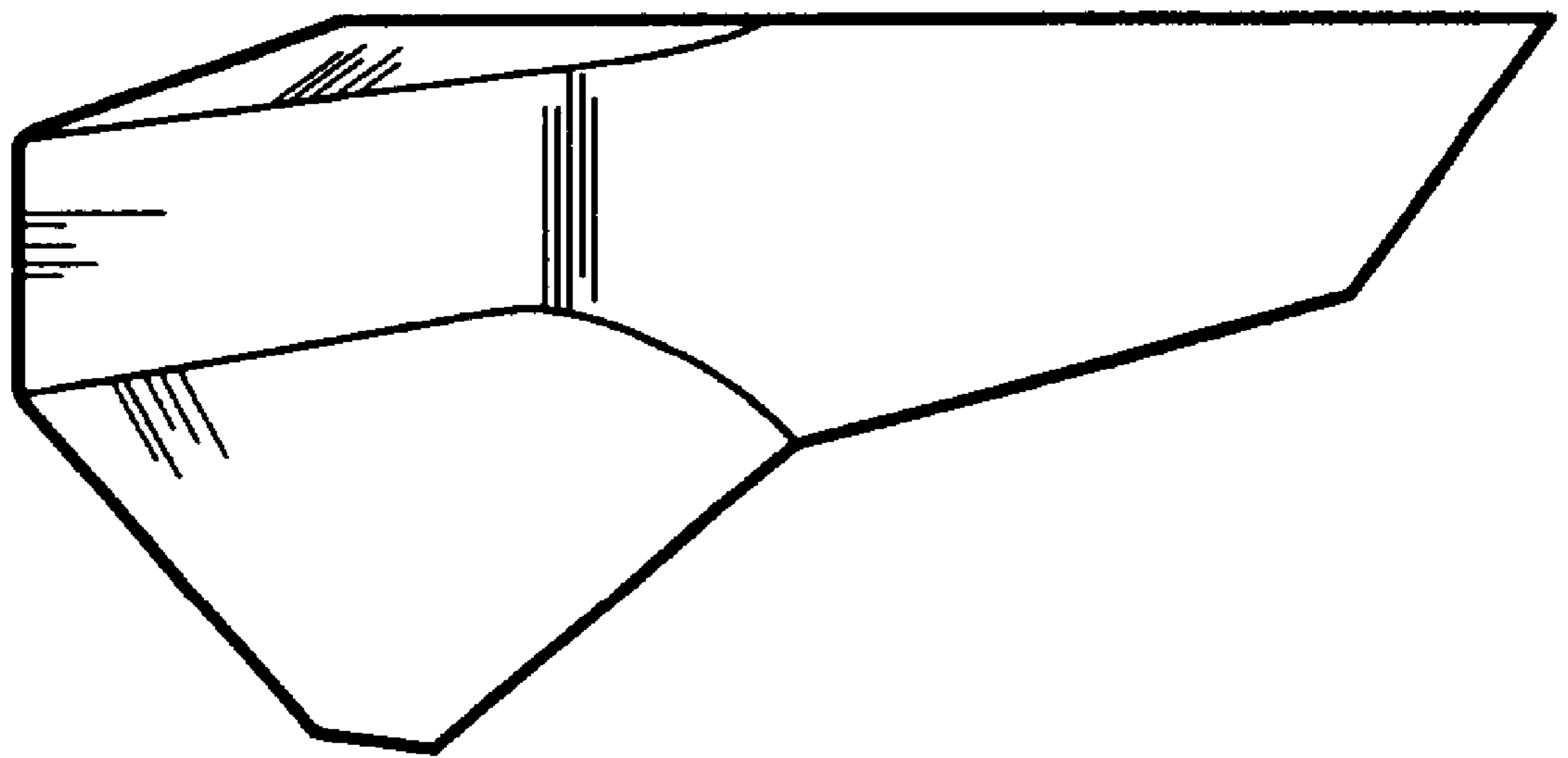


Figure 1



**Figure 2**




Figure 3

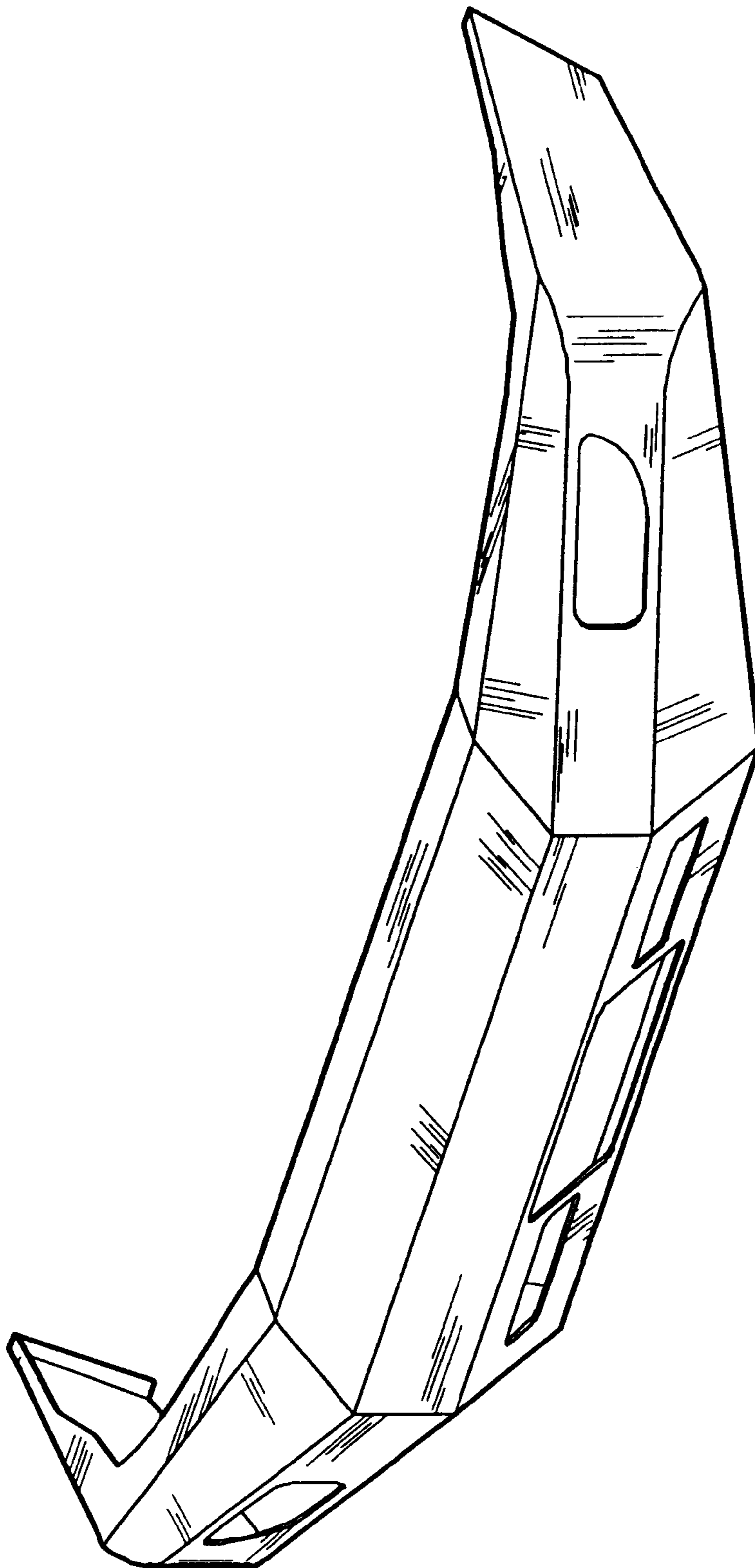


Figure 4