



US00D454086S

(12) **United States Design Patent**
Ambar

(10) **Patent No.:** **US D454,086 S**

(45) **Date of Patent:** **** Mar. 5, 2002**

(54) **FINGER RING**

(76) Inventor: **Betzalel Ambar**, 15824 Woodvale Rd., Encino, CA (US) 91436

(**) Term: **14 Years**

(21) Appl. No.: **29/131,785**

(22) Filed: **Oct. 30, 2000**

(51) **LOC (7) Cl.** **11-01**

(52) **U.S. Cl.** **D11/29**

(58) **Field of Search** D11/26-39, 1-5; 63/15, 15.1, 15.2, 15.3, 15.4, 15.45, 15.5, 15.6, 15.65, 15.7, 15.8, 15.9, 26-28, 3

(56) **References Cited**

U.S. PATENT DOCUMENTS

D88,984 S	*	1/1933	Peterson	D11/38
D193,600 S	*	9/1962	Kravitz	63/15
3,846,918 A	*	11/1974	Wehlau	33/262
D258,580 S	*	3/1981	Bulgari	D11/5
D349,072 S	*	7/1994	Ambar	D11/34
D400,464 S	*	11/1998	Kothari	D11/4
D402,912 S	*	12/1998	Itzkowitz	D11/29
D431,793 S	*	10/2000	Ambar	D11/34

OTHER PUBLICATIONS

Platinum Guild International USA; Platinum Edition IV, 1996; p. 38; Ring center of page.*

* cited by examiner

Primary Examiner—Cathy Anne MacCormac

(74) *Attorney, Agent, or Firm*—Gloria Tsui-Yip; Howard C. Miskin

(57) **CLAIM**

The ornamental design for a finger ring, as shown and described.

DESCRIPTION

FIG. 1 is a top plan view of my new finger ring;

FIG. 2 is a bottom plan view thereof;

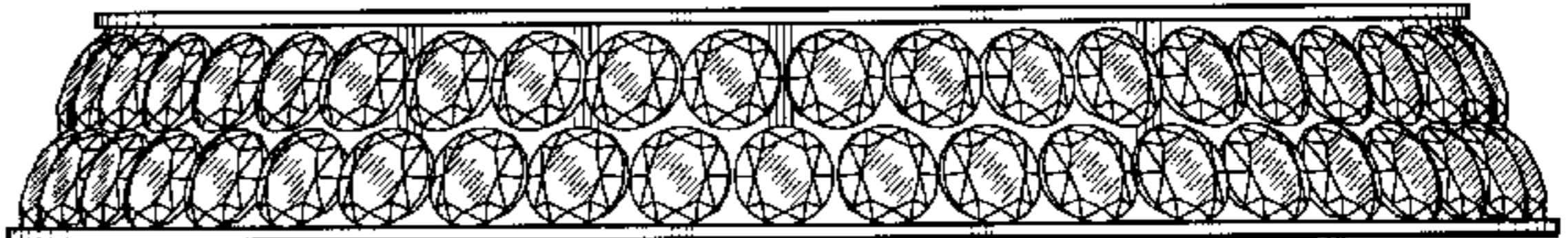
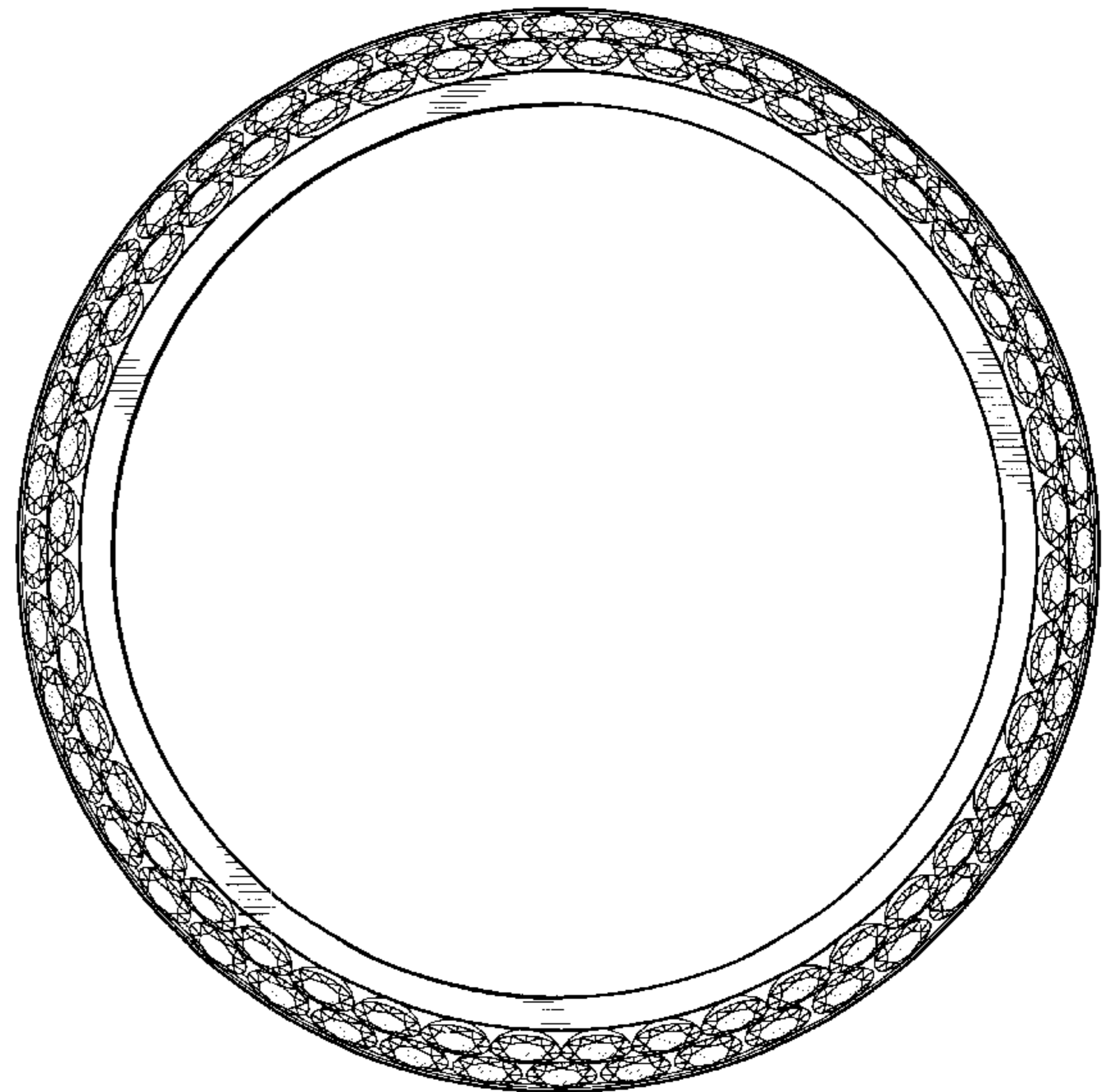
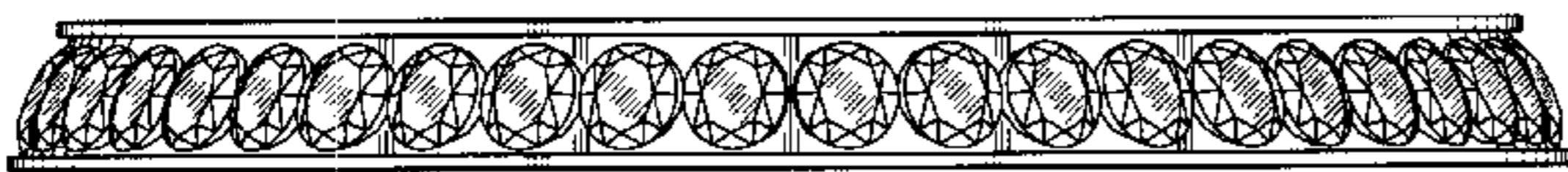
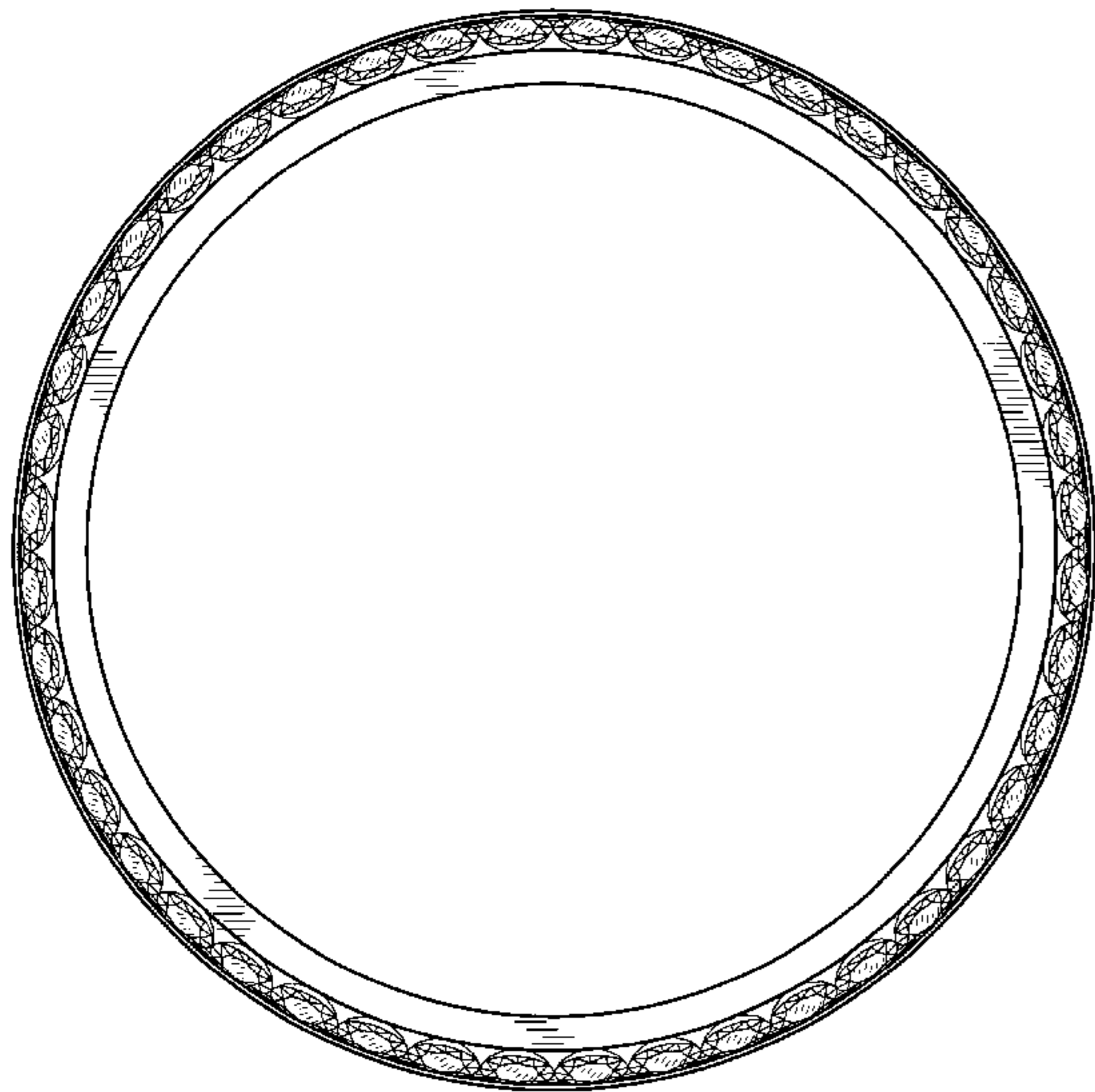
FIG. 3 is a front elevational view thereof, the rear, left and right sides are identical;

FIG. 4 is a top plan view of a second embodiment of FIG. 1;

FIG. 5 is a bottom plan view of FIG. 4; and,

FIG. 6 is a front elevational view of FIG. 4, the rear, left and right sides are identical.

1 Claim, 6 Drawing Sheets






FIG. 1

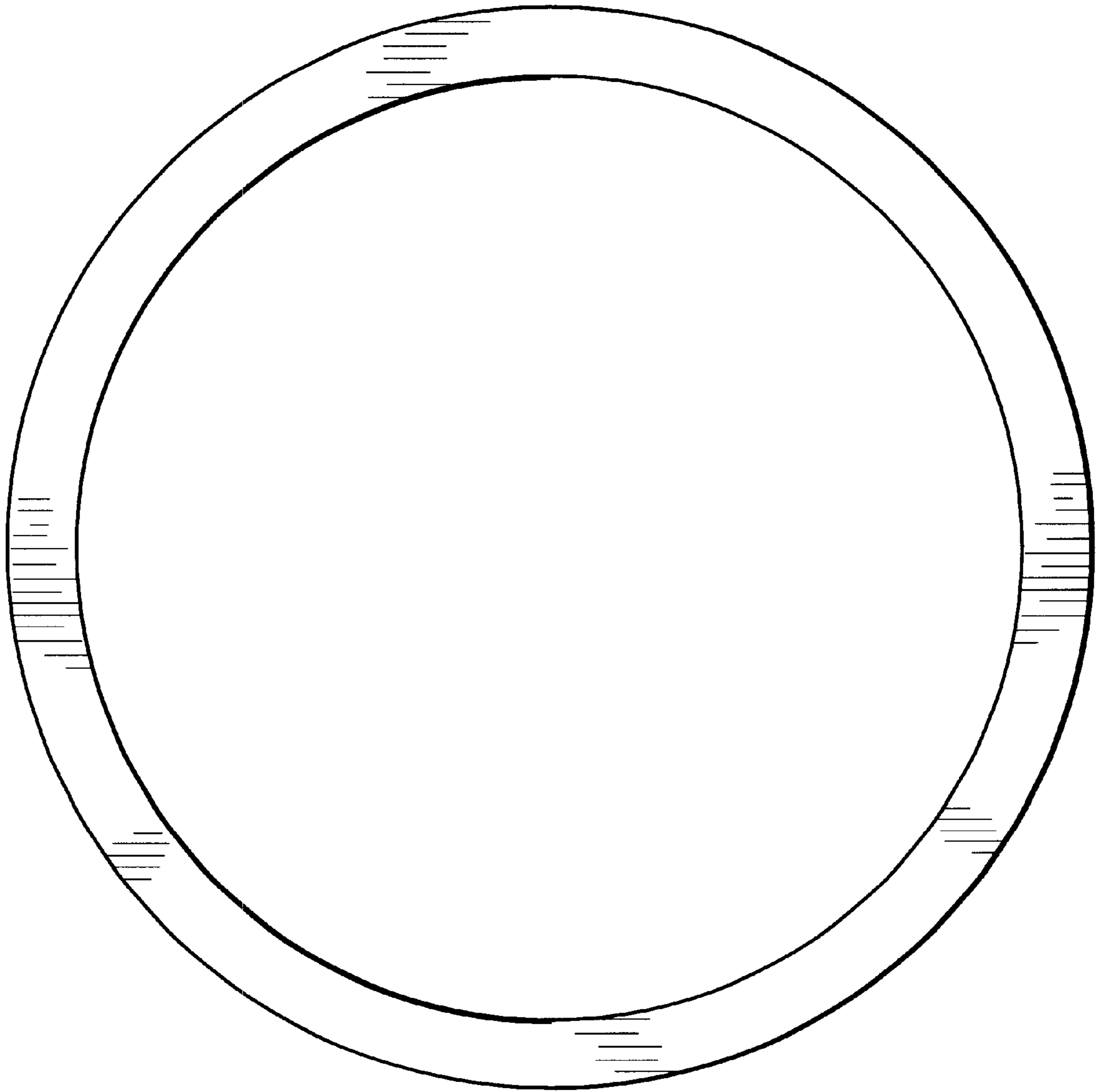


FIG. 2




FIG. 3




FIG. 4

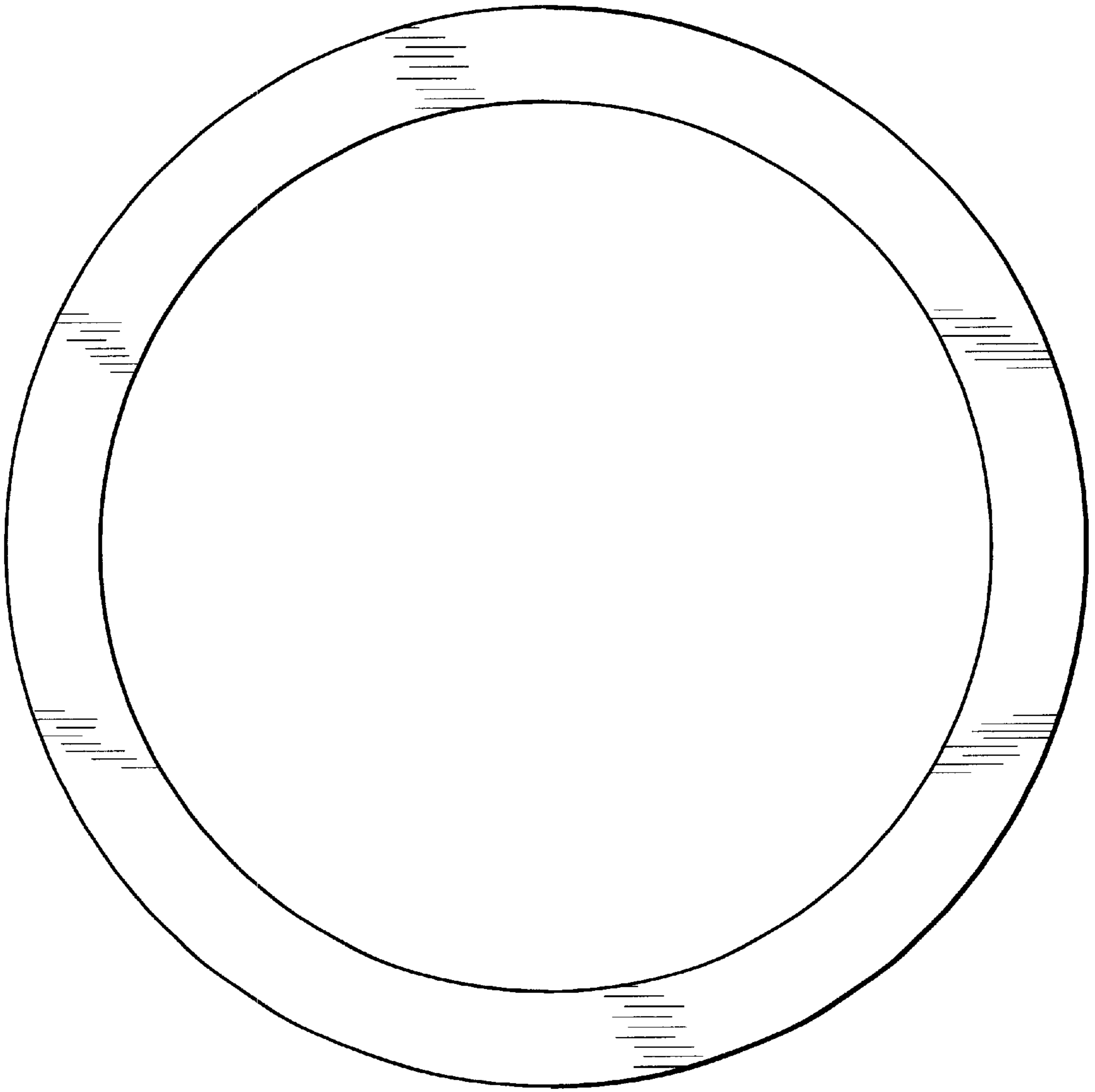


FIG. 5




FIG. 6