



US00D454085S

(12) **United States Design Patent**
Ambar

(10) **Patent No.:** **US D454,085 S**

(45) **Date of Patent:** **** Mar. 5, 2002**

(54) **FINGER RING**

(76) **Inventor:** **Betzalel Ambar**, 15824 Woodvale Rd., Encino, CA (US) 91436

(**) **Term:** **14 Years**

(21) **Appl. No.:** **29/131,784**

(22) **Filed:** **Oct. 30, 2000**

(51) **LOC (7) Cl.** **11-01**

(52) **U.S. Cl.** **D11/29**

(58) **Field of Search** D11/26-39, 1-5; 63/15, 15.1, 15.2, 15.3, 15.4, 15.45, 15.5, 15.6, 15.65, 15.7, 15.8, 15.9, 26-28, 3

(56) **References Cited**

U.S. PATENT DOCUMENTS

D88,984 S	*	1/1933	Peterson	D11/38
2,394,794 A	*	2/1946	Manne	D11/34
D329,992 S	*	10/1992	Dostourian	D11/34
D349,072 S	*	7/1994	Ambar	D11/34
D402,912 S	*	12/1998	Itzkowitz	D11/29
D439,190 S	*	3/2001	Itzkowitz	D11/26

OTHER PUBLICATIONS

Platinum Guild International USA catalog; Platinum Edition VI; 1998; p. 23—ring center, left side of page.*

Platinum Guild International USA catalog; Platinum Edition VI; 1998; p. 98—ring center, left side of page.*

Platinum Guild International USA catalog; Platinum Edition VI; 1996; p. 49—ring center, right of page.*

Platinum Guild International USA catalog; Platinum Edition VI; 1996; p. 128—ring, upper right side of page.*

* cited by examiner

Primary Examiner—Cathy Anne MacCormac

(74) *Attorney, Agent, or Firm*—Howard C. Miskin; Gloria Tsui-Yip

(57) **CLAIM**

The ornamental design for a finger ring, as shown and described.

DESCRIPTION

FIG. 1 is a top plan view of my new finger ring design;

FIG. 2 is a bottom plan view thereof;


FIG. 3 is a front elevational view thereof, the rear, left and right sides are identical;

FIG. 4 is a top plan view of a second embodiment of FIG. 1, the bottom plan view being a mirror image; and,

FIG. 5 is a front elevational view of FIG. 4, the rear, left and right sides are identical.

The darker shaded gemstones in FIGS. 2 and 3 illustrate gemstones of a contrasting color.

1 Claim, 5 Drawing Sheets






FIG. 1




FIG. 2




FIG. 3




FIG. 4

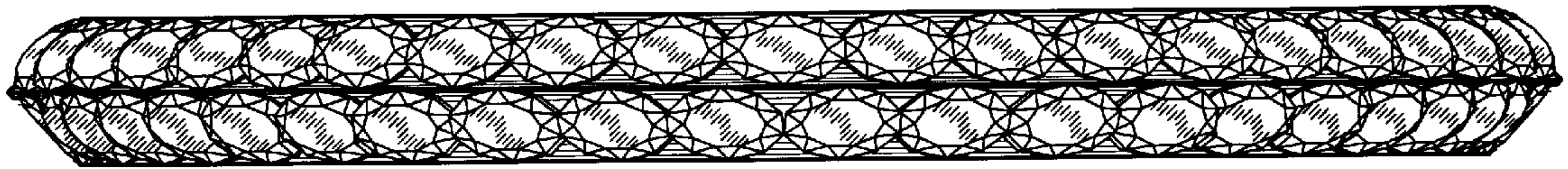


FIG. 5