



US00D454078S

(12) **United States Design Patent** (10) **Patent No.:** **US D454,078 S**
Koo (45) **Date of Patent:** **** Mar. 5, 2002**

(54) **WATCH WITH WATCHSTRAP**
 (75) Inventor: **Kwok Keung Koo**, Hong Kong (HK)
 (73) Assignee: **Stelux Watch Limited**, Hong Kong (HK)
 (**) Term: **14 Years**
 (21) Appl. No.: **29/144,116**
 (22) Filed: **Jun. 26, 2001**

D407,342 S * 3/1999 Ishizaka D11/3
 D407,990 S * 4/1999 Akagi D11/3
 D409,940 S * 5/1999 Spandrio et al. D11/3
 D410,406 S * 6/1999 Iwamoto et al. D11/3
 D427,916 S * 7/2000 Paredes et al. D10/30
 D435,462 S * 12/2000 Chung D10/32
 D441,302 S * 5/2001 Tomimatsu D10/30
 D442,499 S * 5/2001 Syoubayashi D10/30
 D444,713 S * 7/2001 Riley D10/30
 D445,041 S * 7/2001 Tan et al. D10/32

* cited by examiner

Primary Examiner—Nelson C. Holtje
 (74) *Attorney, Agent, or Firm*—Norris, McLaughlin & Marcus P.A.

Related U.S. Application Data

(62) Division of application No. 29/137,160, filed on Feb. 14, 2001.

Foreign Application Priority Data

Oct. 17, 2000 (HK) 0011497M

(51) **LOC (7) Cl.** **10-02**
 (52) **U.S. Cl.** **D10/32**
 (58) **Field of Search** D10/1-39, 122-132;
 368/276-277, 285, 281-282; D11/3-25;
 63/1-11, 3, 5

References Cited

U.S. PATENT DOCUMENTS

D377,314 S * 1/1997 Moriai et al. D10/38
 D383,396 S * 9/1997 Houlihan D10/30
 D394,391 S * 5/1998 Bruce et al. D10/30
 D394,394 S * 5/1998 Bruce et al. D10/30
 D394,395 S * 5/1998 Bruce et al. D10/30

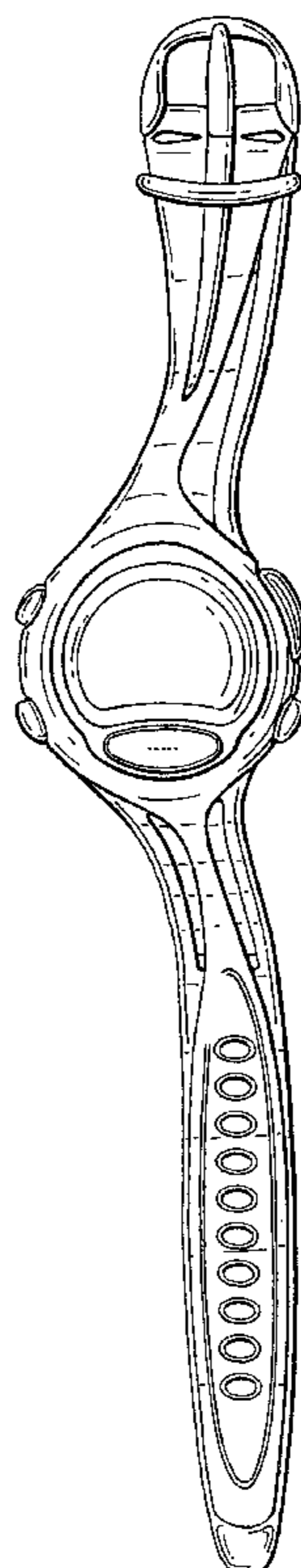
(57) CLAIM

The ornamental design for watch with watchstrap, as shown and described.

DESCRIPTION

FIG. 1 is a front view with the strap flattened out of a third embodiment of the design for watch with watchstrap;
 FIG. 2 is a back view of the design of FIG. 13;
 FIG. 3 is a right side view of the design of FIG. 13 with the strap curved;
 FIG. 4 is a left side view of the design of FIG. 13 with the strap curved;
 FIG. 5 is a right end view of the design of FIG. 13 with the strap curved; and,
 FIG. 6 is a left end view of the design of FIG. 13 with the strap curved.

1 Claim, 3 Drawing Sheets



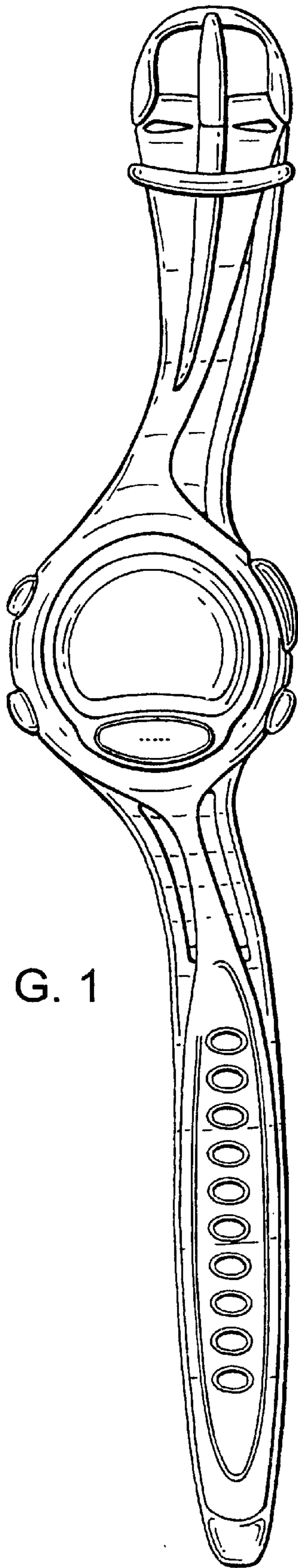


FIG. 1

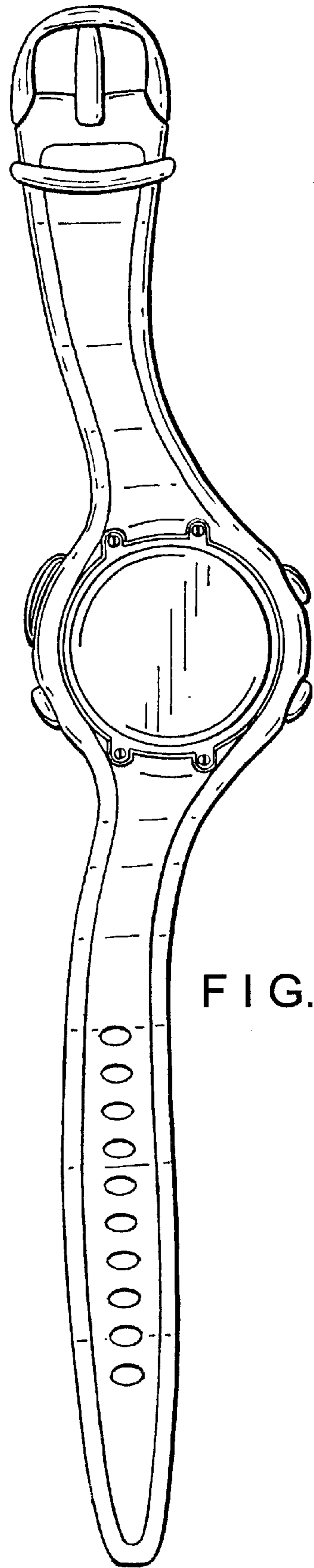


FIG. 2

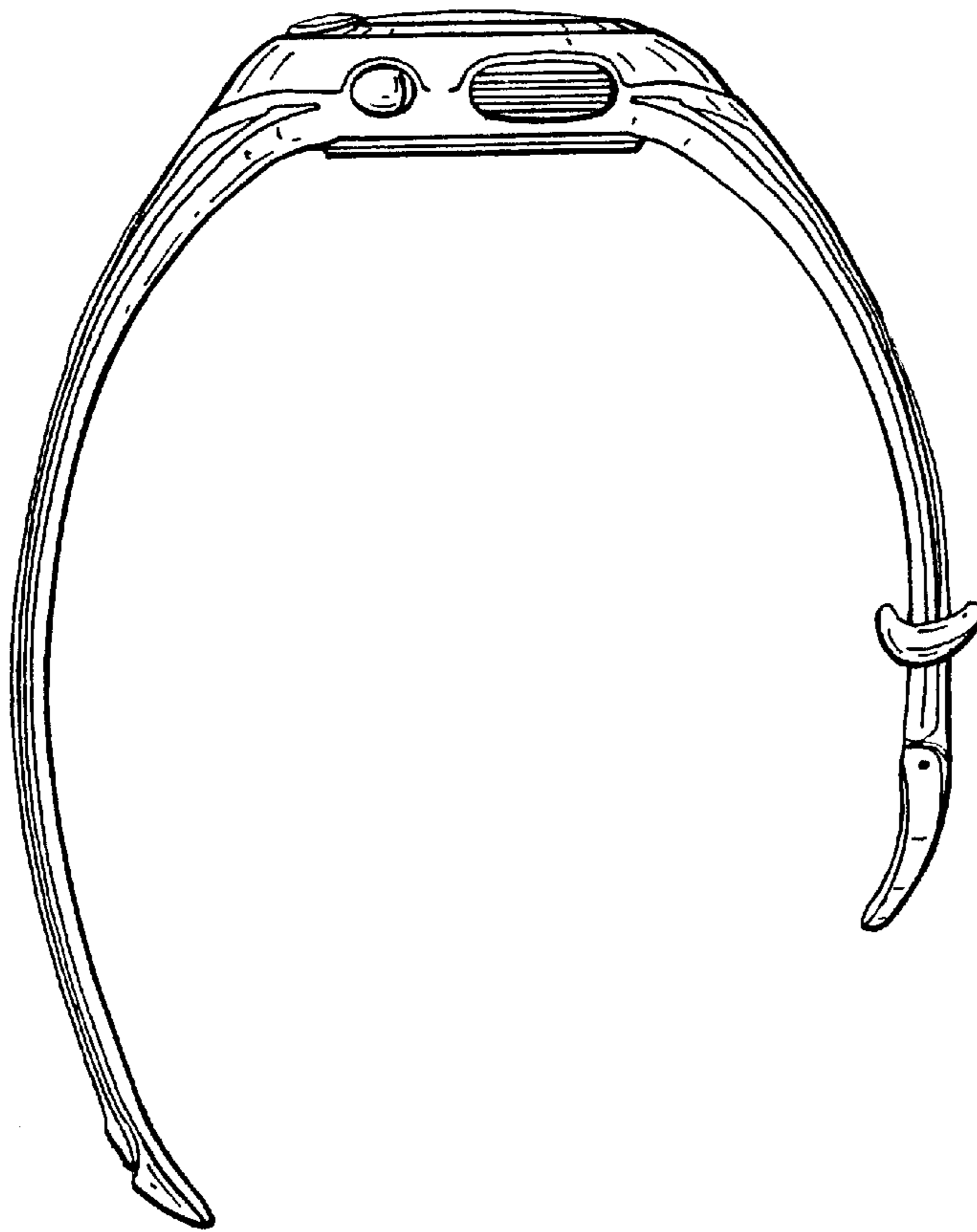


FIG. 3

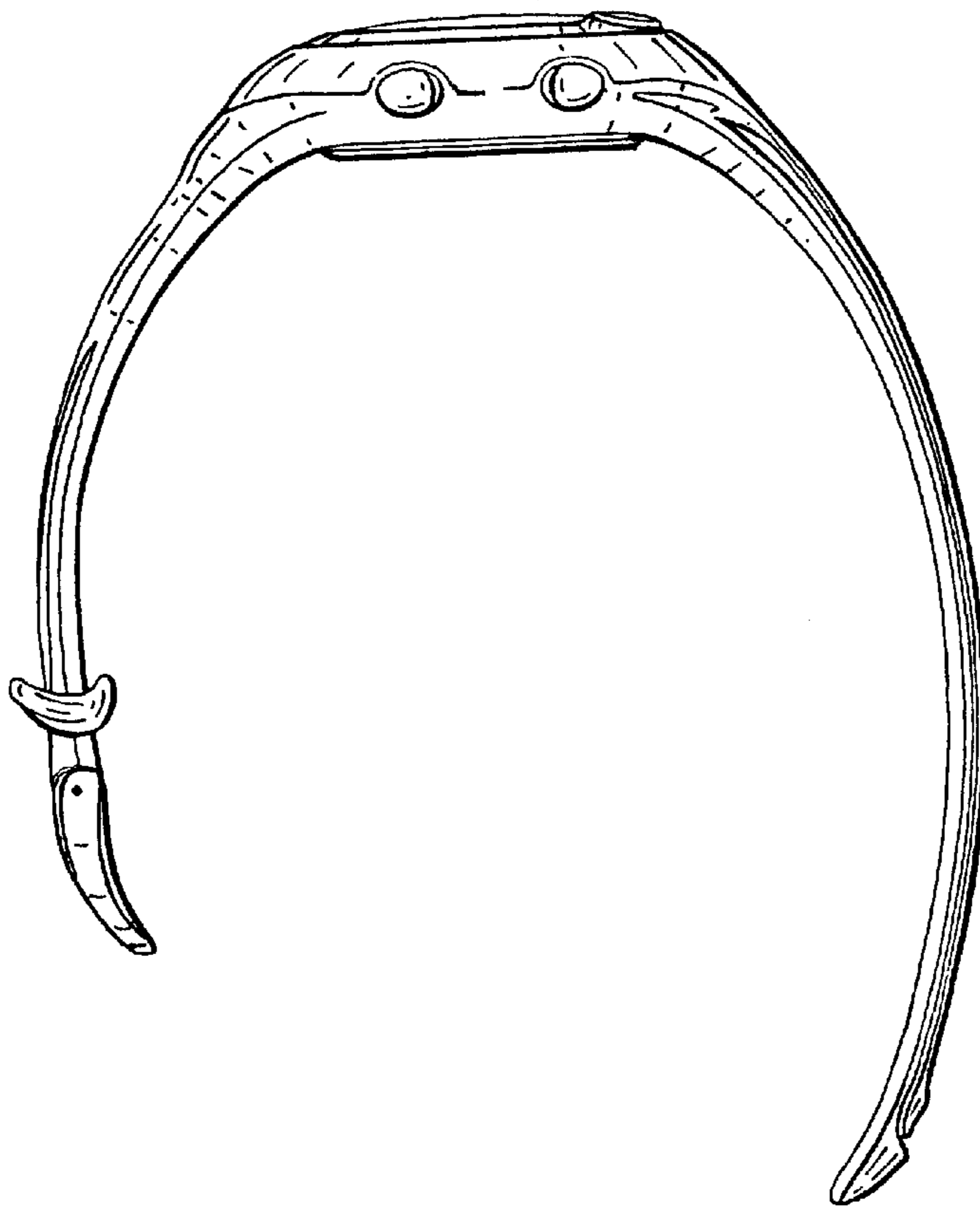


FIG. 4

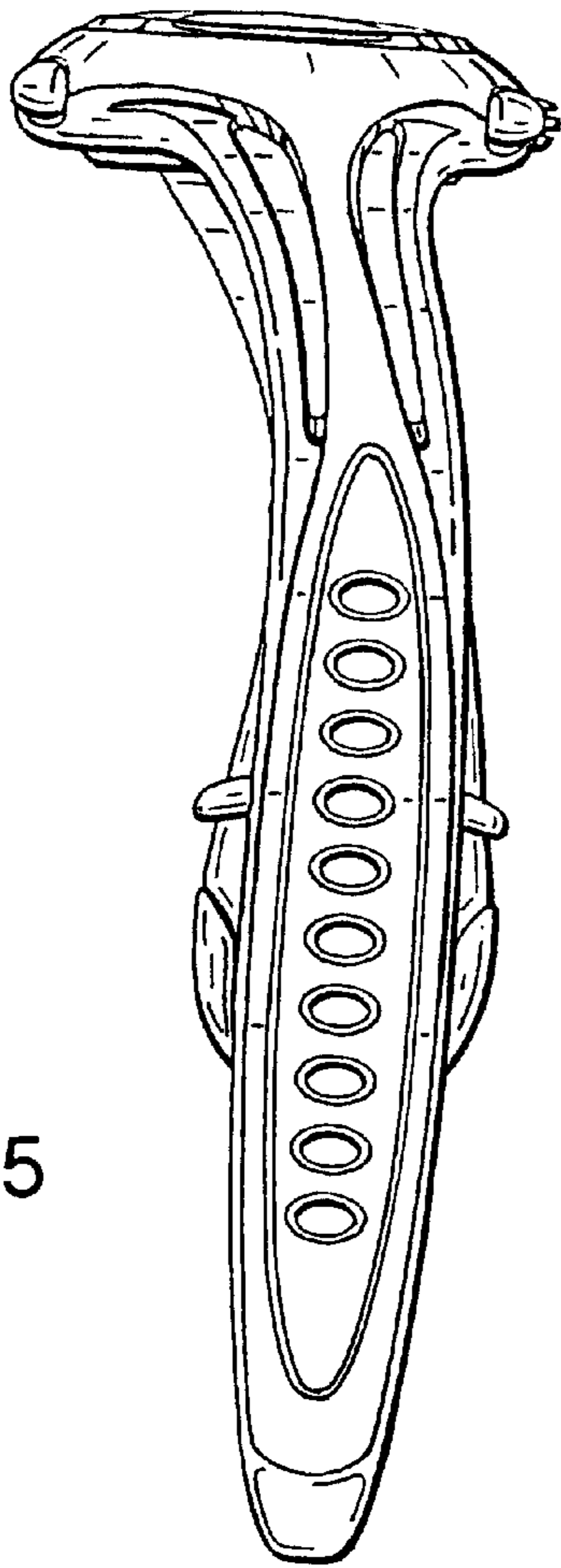


FIG. 5

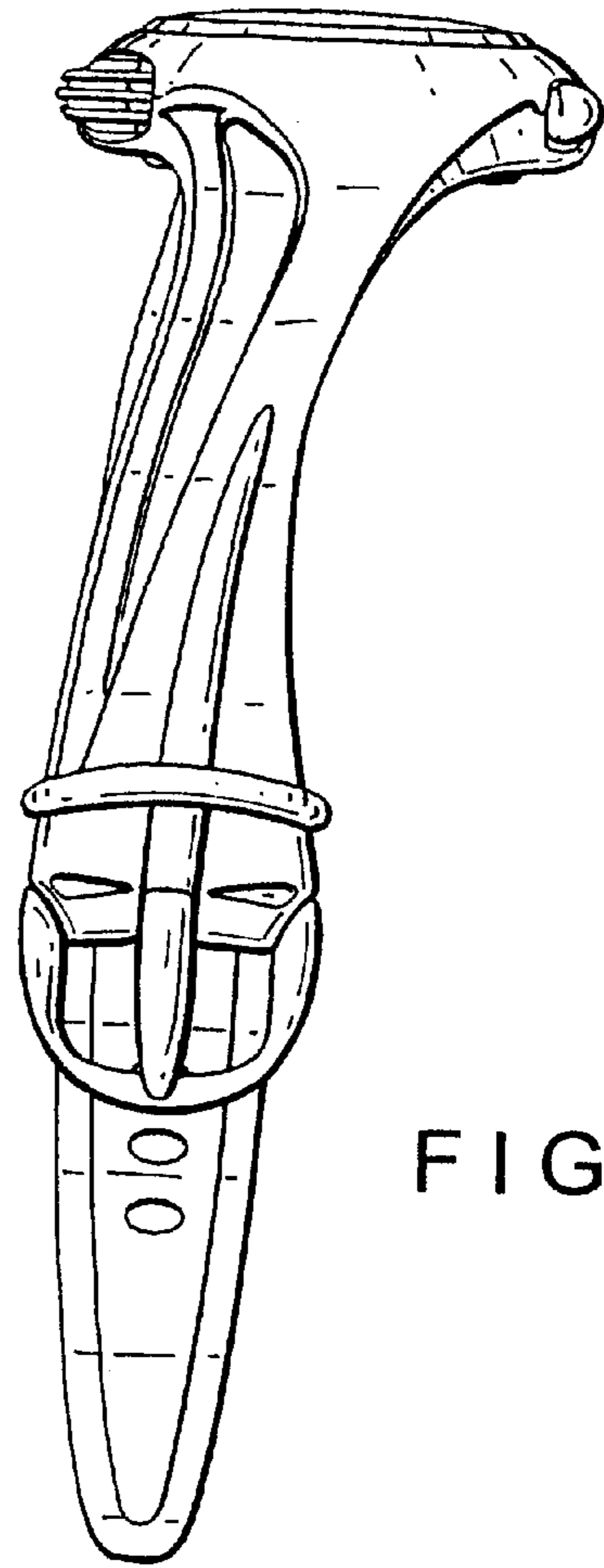


FIG. 6