



US00D454073S

(12) **United States Design Patent**
Crawford

(10) **Patent No.:** **US D454,073 S**

(45) **Date of Patent:** **** Mar. 5, 2002**

(54) **CONTAINER**

(76) **Inventor:** **Robert Crawford**, 5236 Benley,
Apartment 205, West Bloomfield, MI
(US) 48322

(**) **Term:** **14 Years**

(21) **Appl. No.:** **29/128,038**

(22) **Filed:** **Aug. 16, 2000**

(51) **LOC (7) Cl.** **09-01**

(52) **U.S. Cl.** **D9/553**

(58) **Field of Search** D9/307, 500, 516,
D9/538, 549, 553, 557, 559; 215/381, 382,
383, 384, 370, 371, 372, 373

(56) **References Cited**

U.S. PATENT DOCUMENTS

D76,129 S	*	8/1928	Edwards	D9/550
3,511,401 A		5/1970	Lachner		
3,598,270 A		8/1971	Adomaitis		
3,871,541 A		3/1975	Adomaitis		
3,881,621 A		5/1975	Adomaitis		
4,108,324 A		8/1978	Krishnakumar et al.		
D345,693 S	*	4/1994	Edstrom	D9/332
D358,547 S		5/1995	Darr		
D370,178 S	*	5/1996	Petre et al.	D9/520
D393,802 S	*	4/1998	Collette et al.	D9/502
D395,002 S	*	6/1998	Monahan	D9/307

D413,068 S	*	8/1999	Thouin et al.	D9/551
D419,882 S	*	2/2000	Bretz et al.	D9/520
D427,067 S	*	6/2000	Miller et al.	D9/434
D433,322 S	*	11/2000	Krishnakumar et al.	D9/307
D445,033 S	*	7/2001	Bretz et al.	D9/520

* cited by examiner

Primary Examiner—Ted Shooman

Assistant Examiner—Selina Sikder

(74) *Attorney, Agent, or Firm*—Knoble & Yoshida, LLC

(57) **CLAIM**

The ornamental design for a container, as shown and described.

DESCRIPTION

FIG. 1 is a perspective view showing a preferred embodiment of my new design;

FIG. 2 is a front elevational view;

FIG. 3 is a side elevational view taken from the left side of FIG. 2;

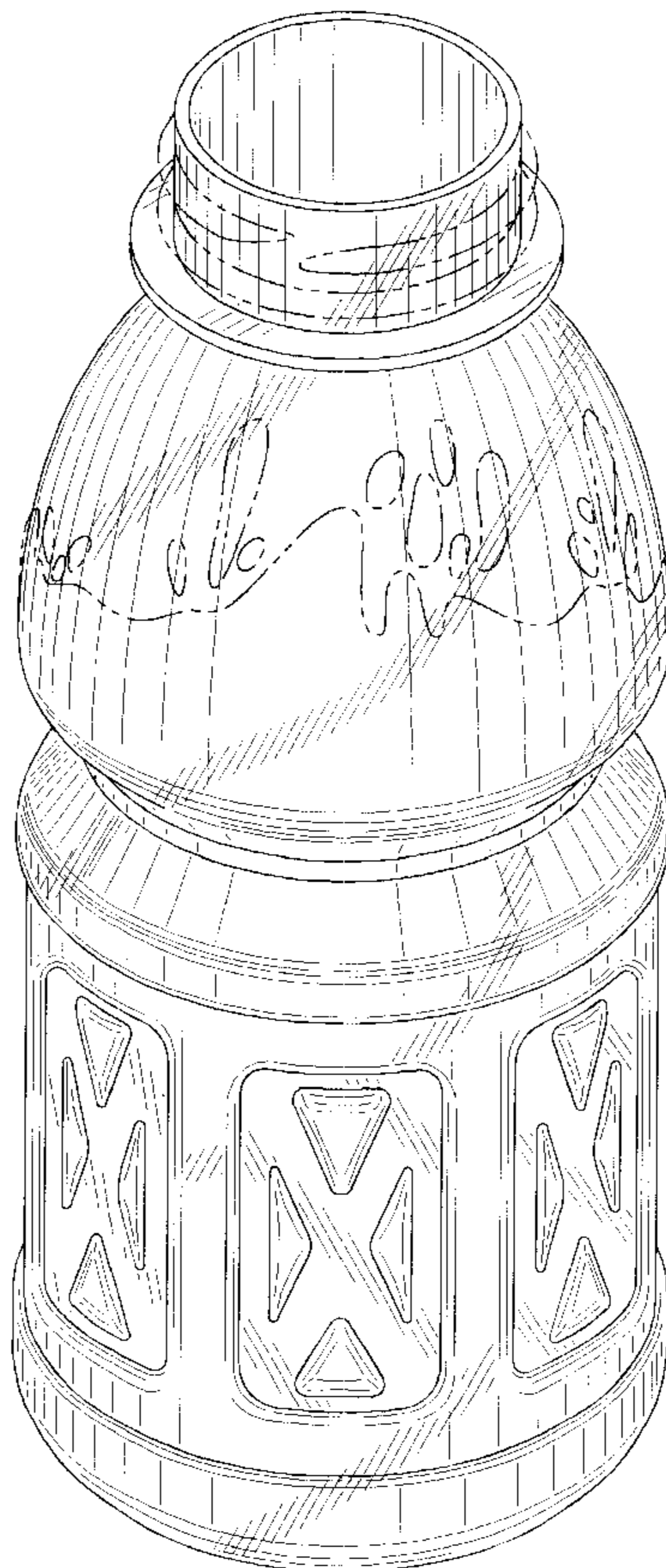
FIG. 4 is a top plan view;

FIG. 5 is a rear elevational view; and,

FIG. 6 is side elevational view taken from the right side of FIG. 2.

The broken line showing of the environment is for illustrative purpose only and forms not part of the claimed design.

1 Claim, 6 Drawing Sheets






FIG. 1

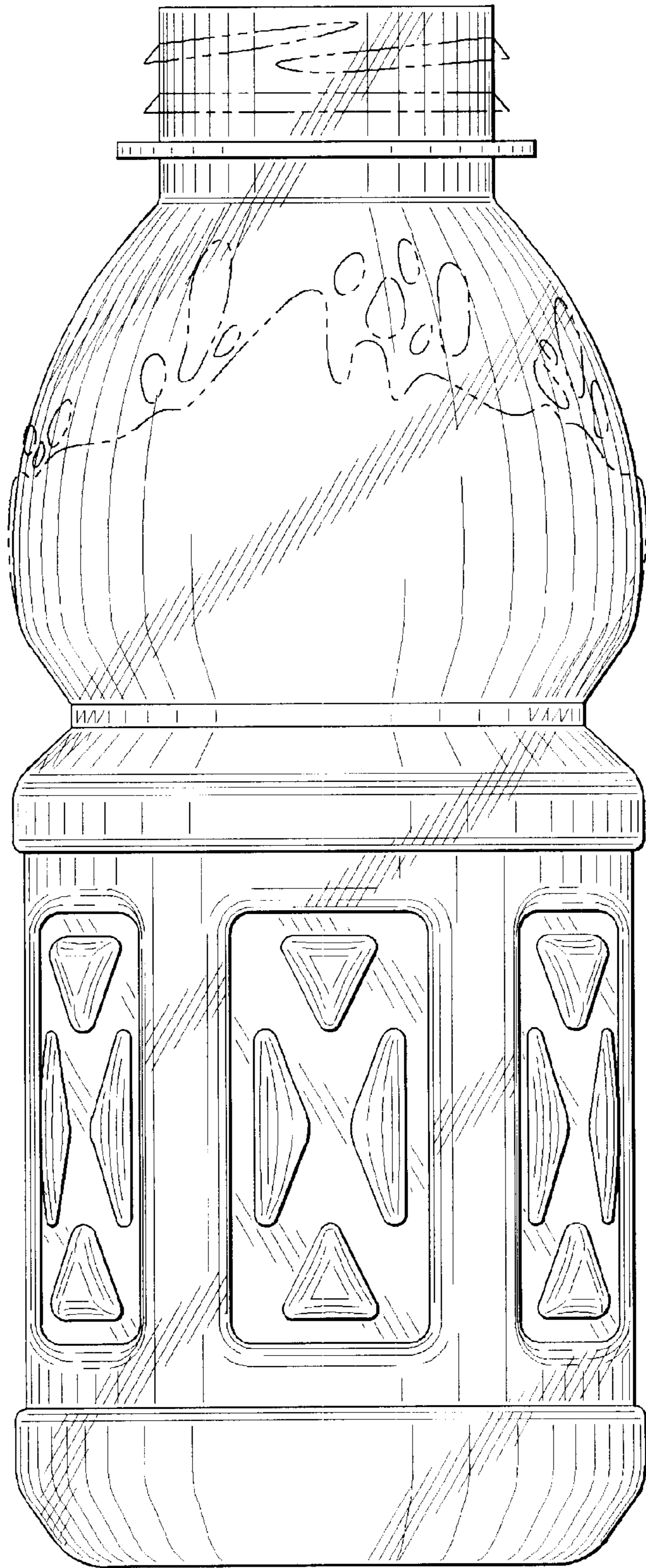


FIG. 2

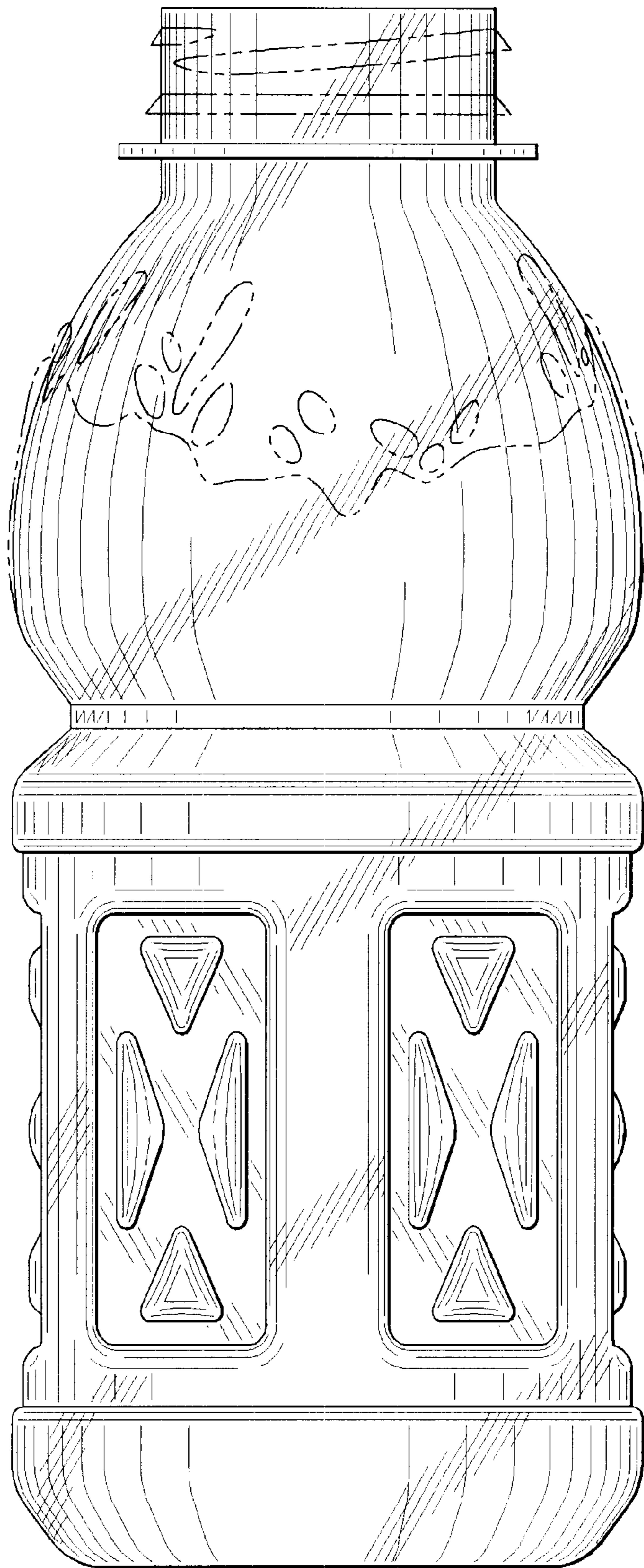


FIG. 3



FIG. 4

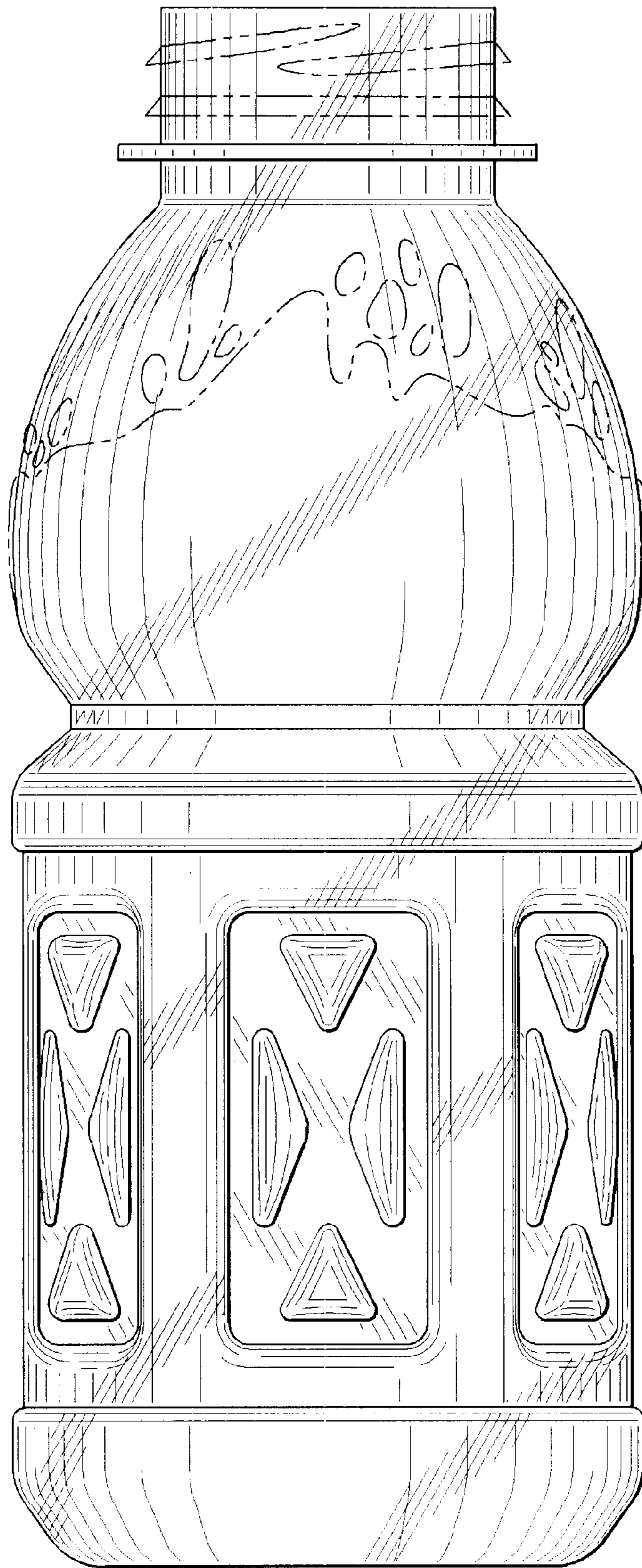


FIG. 5

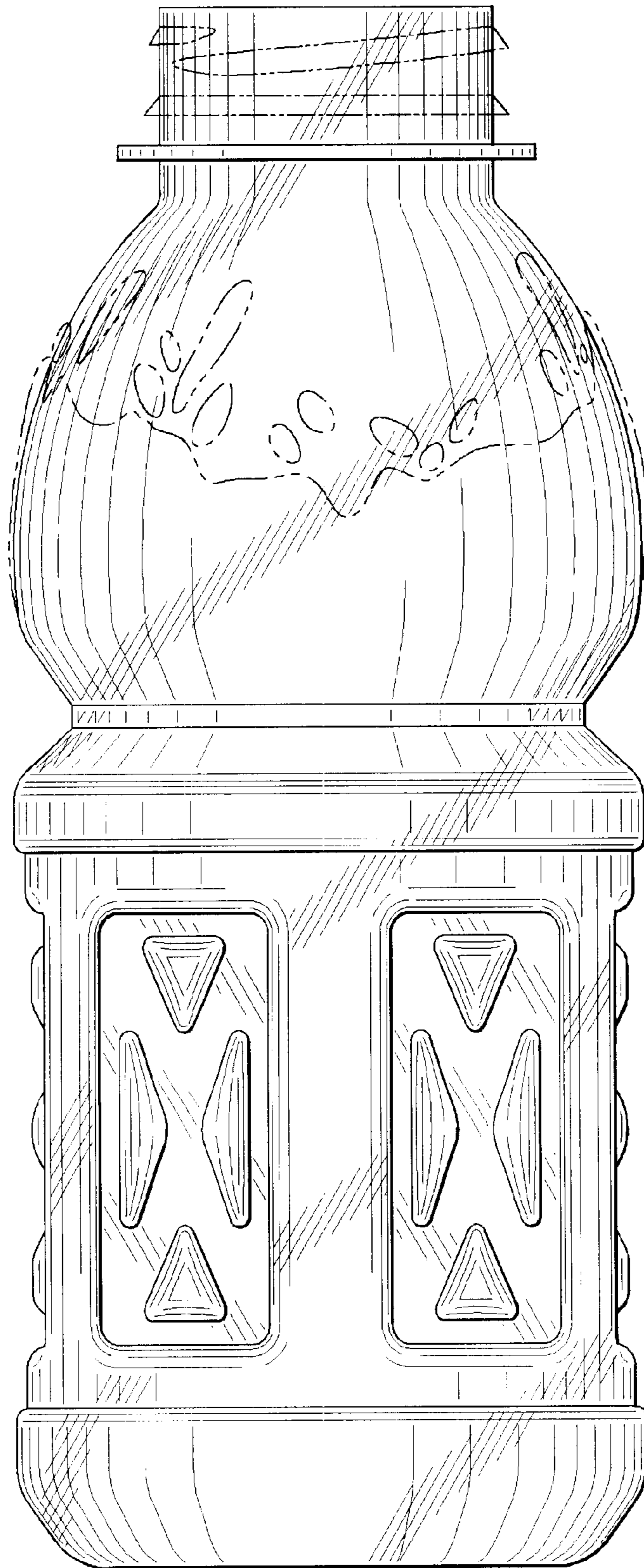


FIG. 6