



US00D454071S

(12) **United States Design Patent**
Crawford et al.

(10) **Patent No.:** **US D454,071 S**
(45) **Date of Patent:** **** Mar. 5, 2002**

(54) **BOTTLE**

(75) Inventors: **John C. Crawford**, Mahopac, NY
(US); **Patrick Calello**, Roseland, NJ
(US)

(73) Assignee: **Colgate-Palmolive Company**, New
York, NY (US)

(**) Term: **14 Years**

(21) Appl. No.: **29/124,880**

(22) Filed: **Jun. 13, 2000**

(51) **LOC (7) Cl.** **09-01**

(52) **U.S. Cl.** **D9/528**

(58) **Field of Search** D9/434, 520, 527,
D9/528, 531; 215/373, 382-386, 396, 398;
220/771

4,372,455 A	*	2/1983	Cochran	215/385
4,759,454 A	*	7/1988	Nowicki et al.	215/12.1
D303,496 S		9/1989	Larson		
D311,135 S		10/1990	Maes		
D311,136 S	*	10/1990	Barker et al.	D9/531
D313,350 S	*	1/1991	Beaver	D9/528
D320,344 S		10/1991	Larson		
D322,754 S		12/1991	Halm		
D351,312 S		10/1994	Sharon		
D352,905 S	*	11/1994	Beaver et al.	D9/528
D401,506 S	*	11/1998	Collins, II et al.	D9/528

* cited by examiner

Primary Examiner—Ted Shooman

Assistant Examiner—Selina Sikder

(74) *Attorney, Agent, or Firm*—Michael J. McGreal

(57) **CLAIM**

The ornamental design for a bottle, as shown and described.

DESCRIPTION

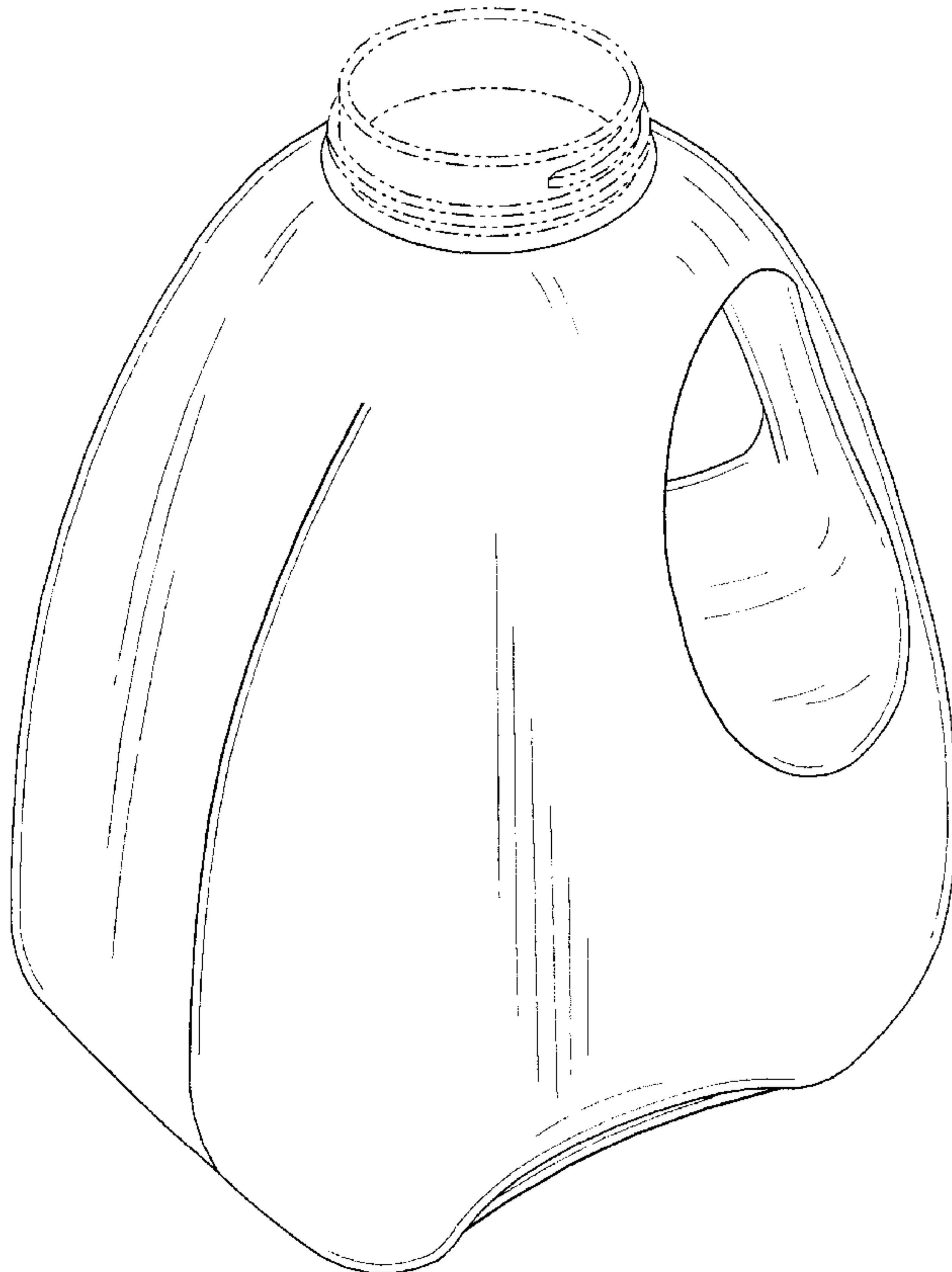
FIG. 1 is a perspective view of the bottle of our design.
 FIG. 2 is a front elevation view thereof, the rear elevation view being a mirror image thereof.
 FIG. 3 is a left side elevation view thereof.
 FIG. 4 is a right side elevation view thereof.
 FIG. 5 is a top plan view thereof; and,
 FIG. 6 is a bottom plan view thereof.
 The broken line drawing of threads is for illustrative purposes only and forms no part of the claimed design.

1 Claim, 4 Drawing Sheets

(56) **References Cited**

U.S. PATENT DOCUMENTS

D65,098 S	7/1924	Brewster	
2,032,807 A	3/1936	Masbach	
D197,397 S	* 1/1964	Vanderhyde D9/528
D198,341 S	6/1964	Warden	
D208,215 S	* 8/1967	Brady D9/528
3,434,635 A	* 3/1969	Mason, Jr. 222/468
D224,733 S	9/1972	Vanderhyde	
D246,632 S	12/1977	Gulley	
D265,797 S	* 8/1982	Platte D9/520



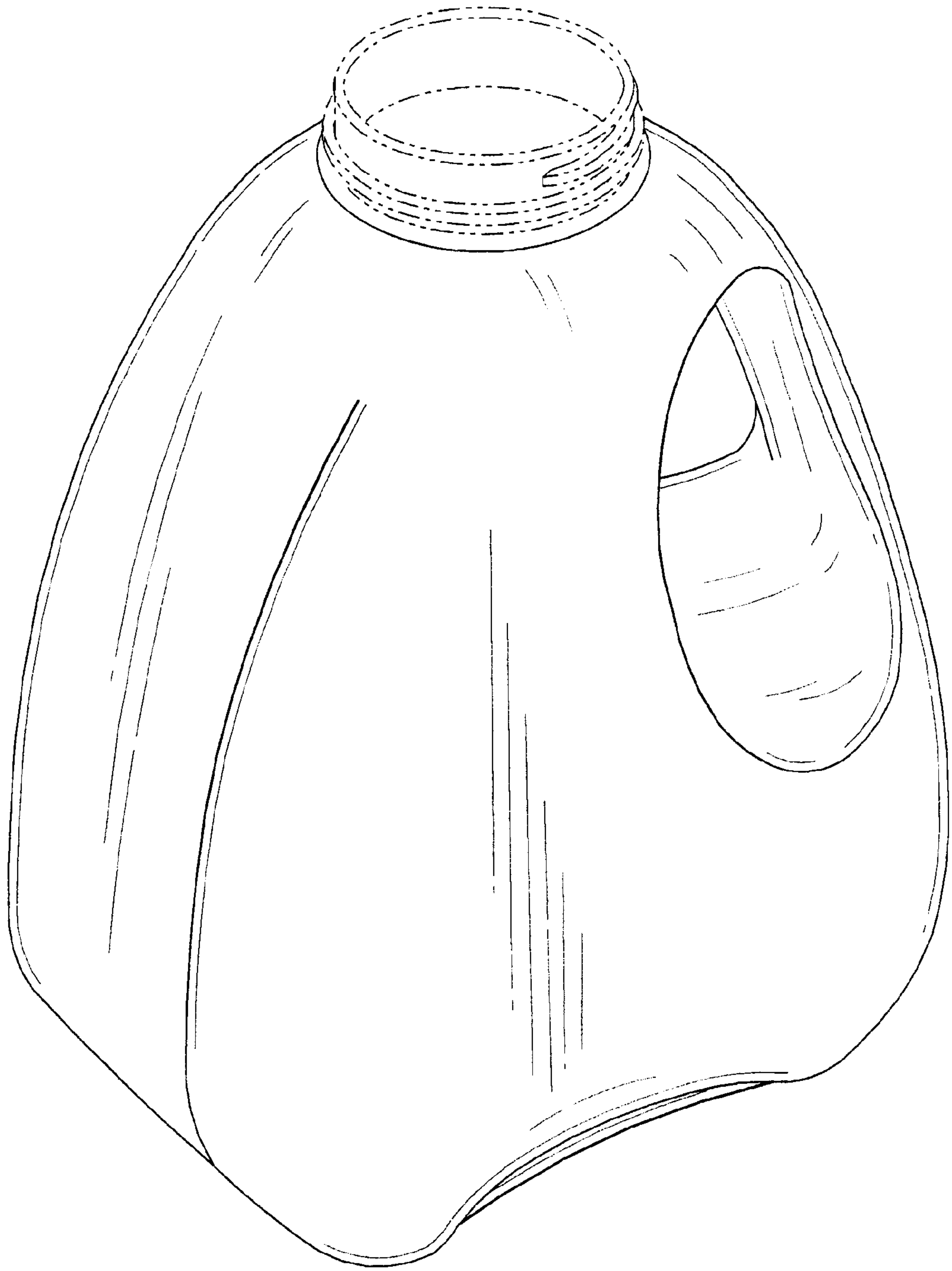


FIG. 1

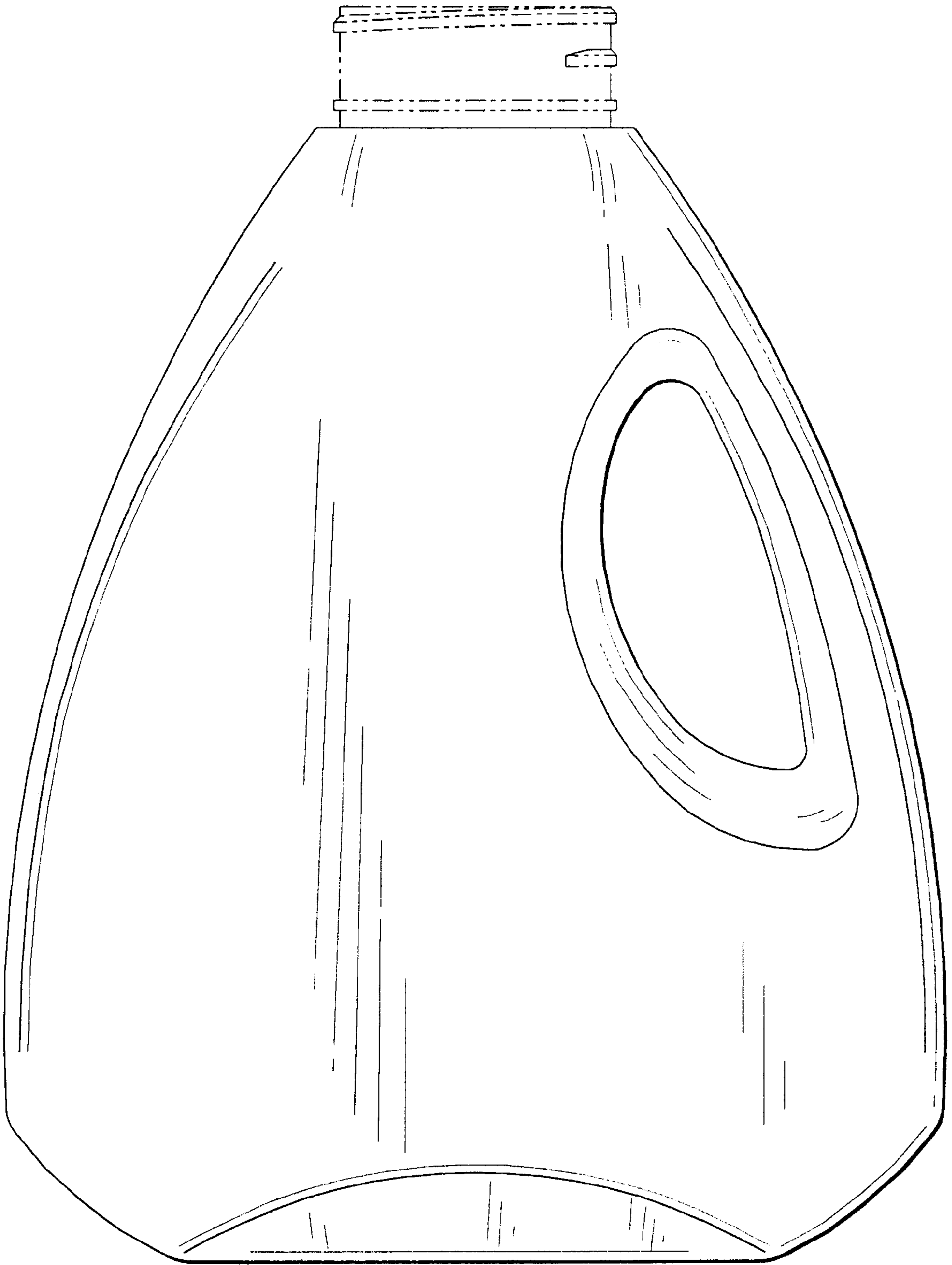


FIG. 2




FIG. 3

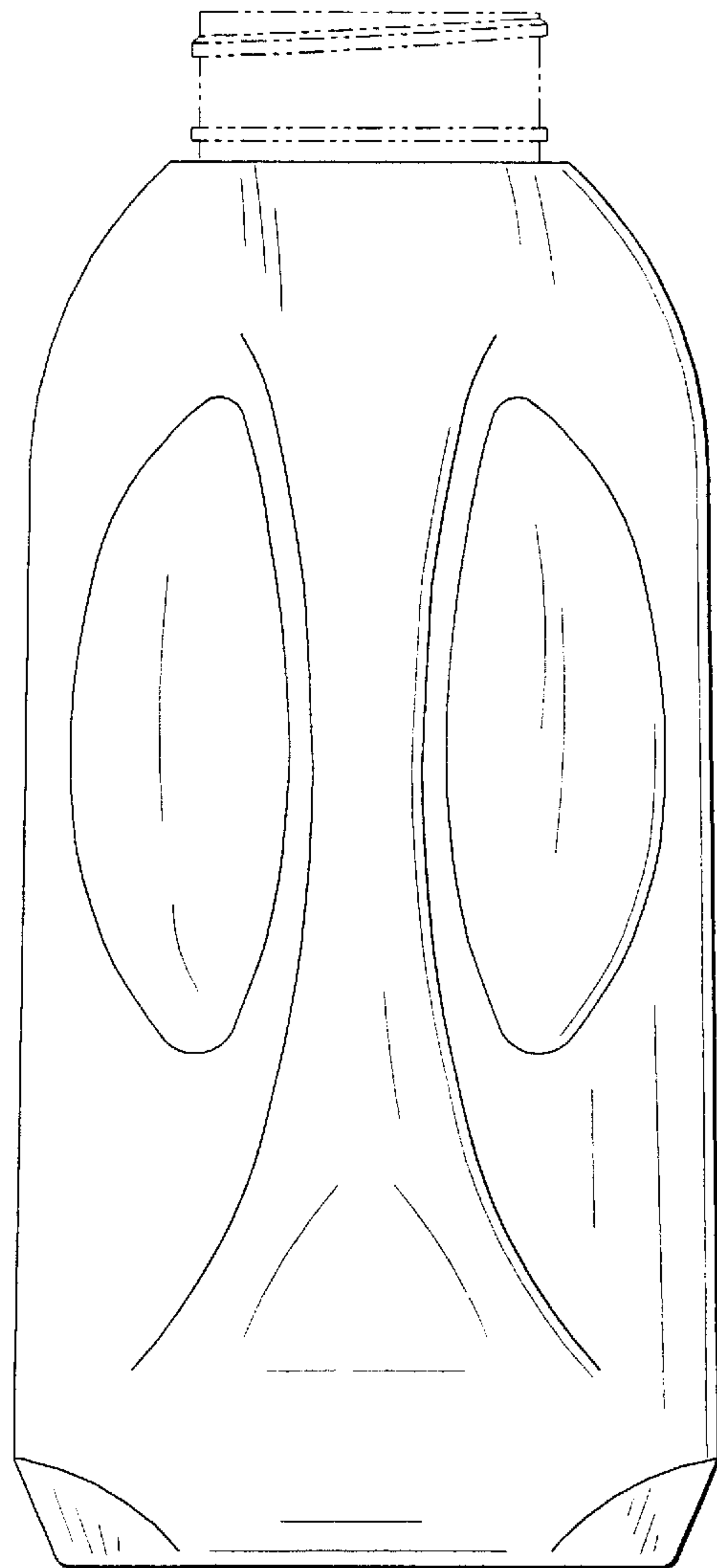


FIG. 4

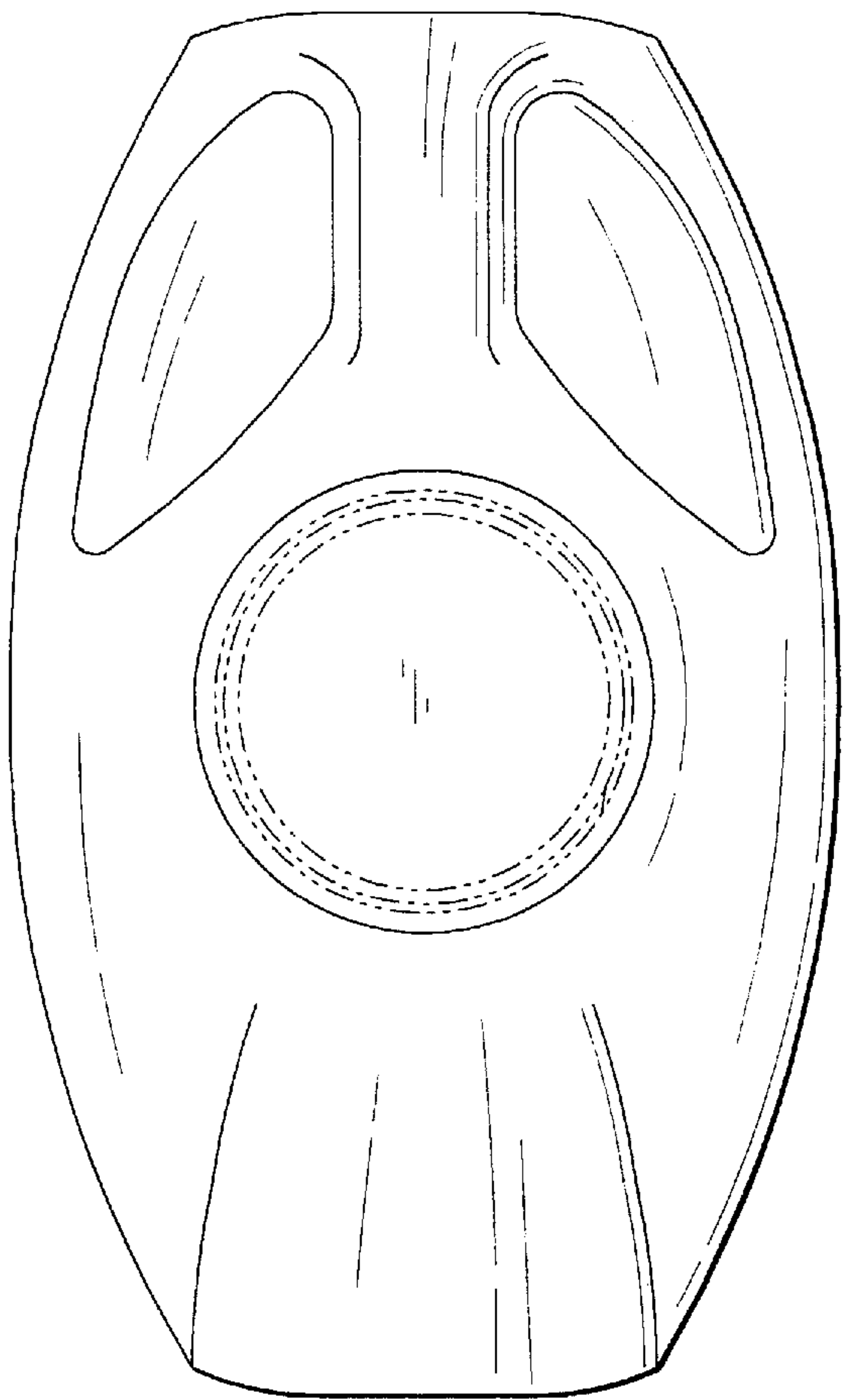


FIG. 5

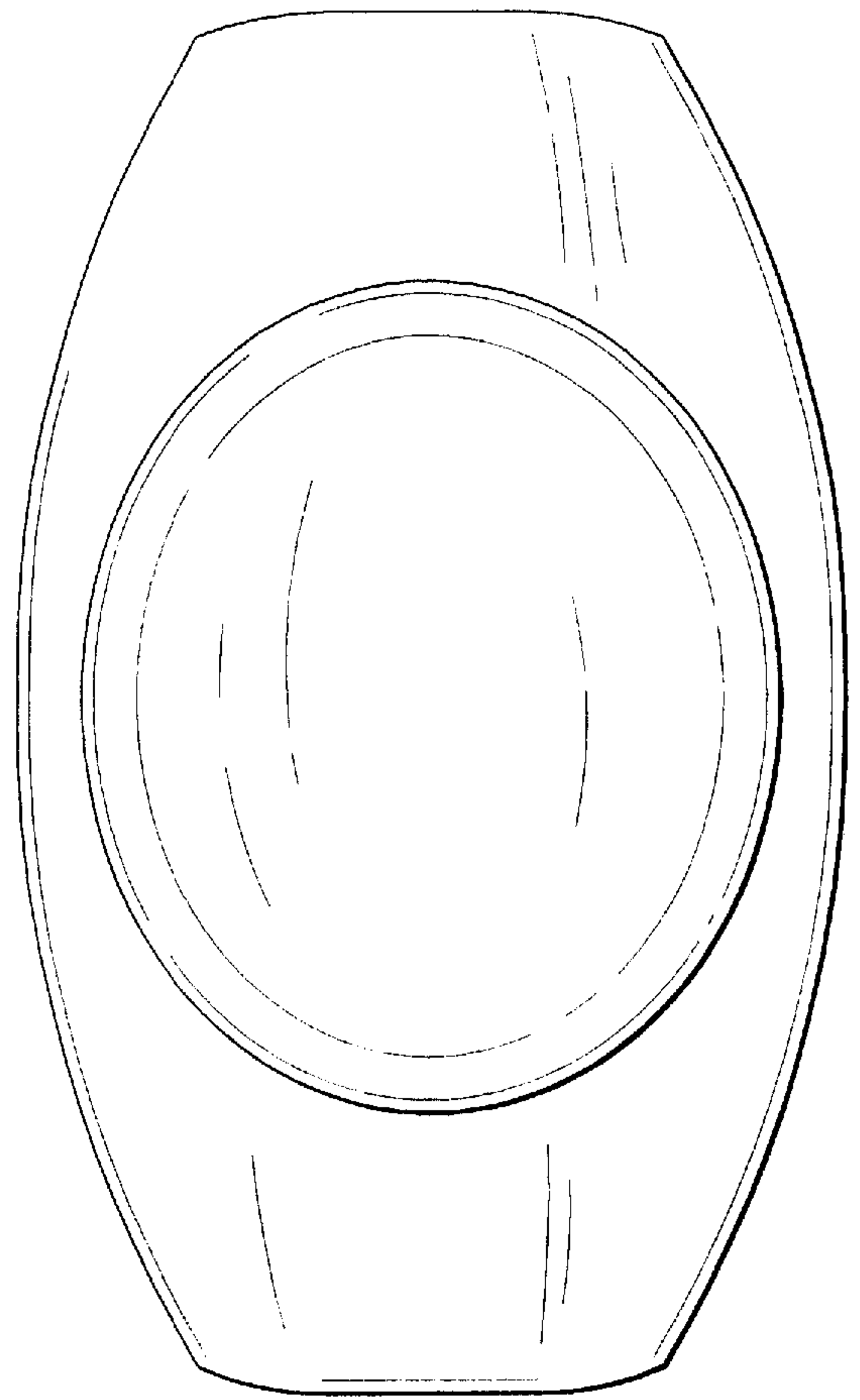


FIG. 6