



US00D454069S

(12) **United States Design Patent**
Guislain

(10) **Patent No.:** **US D454,069 S**

(45) **Date of Patent:** **** Mar. 5, 2002**

(54) **CONTAINER**

(75) **Inventor:** **Yves Guislain, Les Molières (FR)**

(73) **Assignee:** **Colgate-Palmolive Company, New York, NY (US)**

(**) **Term:** **14 Years**

(21) **Appl. No.:** **29/109,280**

(22) **Filed:** **Aug. 12, 1999**

(51) **LOC (7) Cl.** **09-01**

(52) **U.S. Cl.** **D9/528**

(58) **Field of Search** D9/530, 531, 540,
D9/543, 547, 549, 550, 551, 563, 564,
571, 575, 574, 506, 508, 510, 511, 512,
513, 514, 515, 516, 523, 524, 528; 215/382,
383, 384, 385, 386, 398; 220/771

(56) **References Cited**

U.S. PATENT DOCUMENTS

- D198,592 S 7/1964 Platte
- D211,002 S * 5/1968 Vanderhyde D9/530
- D223,601 S 5/1972 Johnson
- D224,733 S 9/1972 Vanderhyde
- D224,828 S 9/1972 Kretz
- D229,888 S 1/1974 Schweizer
- D250,601 S 12/1978 Pick et al.
- D253,630 S 12/1979 McCredie
- D254,709 S 4/1980 McCredie
- D255,651 S 7/1980 Wilson
- D259,094 S 5/1981 Weckman
- D263,448 S 3/1982 Turcotte
- D287,227 S 12/1986 Turnbull
- D304,682 S 11/1989 Digianni
- D312,571 S 12/1990 Winger et al.
- D314,141 S * 1/1991 Kornick et al. D9/376
- D329,815 S * 9/1992 Beaver et al. D9/528

- D331,195 S 11/1992 Weckman
- 5,222,632 A 6/1993 Tada
- D358,098 S 5/1995 Carre et al.
- D359,689 S * 6/1995 Beaver D9/528
- D380,684 S * 7/1997 Del Bianco D9/543
- D388,330 S * 12/1997 Zimmer D9/543
- D391,856 S 3/1998 Lynd
- 5,725,309 A 3/1998 Robinson
- D408,742 S * 4/1999 Goettner D9/543
- D409,093 S * 5/1999 Goettner D9/543
- D415,965 S 11/1999 Gerhart et al.
- D416,802 S 11/1999 Zimmer
- D423,364 S * 4/2000 Harrity et al. D9/531
- D424,945 S * 5/2000 Guislain D9/528
- D424,946 S * 5/2000 Alsup D9/528
- D426,468 S * 6/2000 Harrity et al. D9/531

* cited by examiner

Primary Examiner—Ted Shooman

Assistant Examiner—Daniel Bui

(74) *Attorney, Agent, or Firm*—Michael J. McGreal

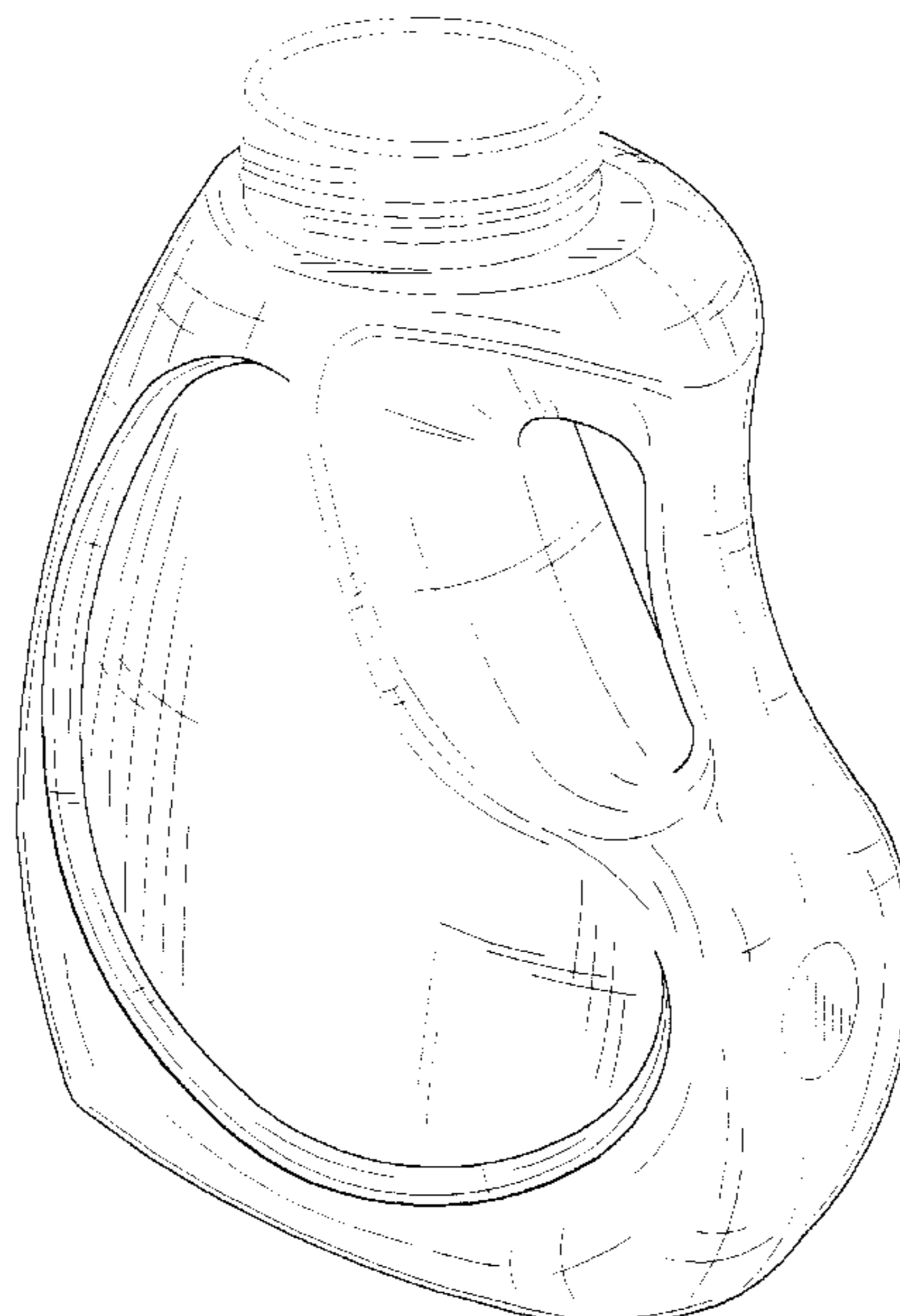
(57) **CLAIM**

The ornamental design for a container, as shown and described.

DESCRIPTION

FIG. 1 is a perspective view of my design for a container; FIG. 2 is a front elevation view thereof, the rear elevation being a mirror image thereof. FIG. 3 is a right side elevation view thereof. FIG. 4 is a left side elevation view thereof. FIG. 5 is a top plan view thereof; and, FIG. 6 is a bottom plan view thereof. The broken line showing of the threaded neck of the container is for illustrative purposes only and forms no part of the claimed design.

1 Claim, 4 Drawing Sheets



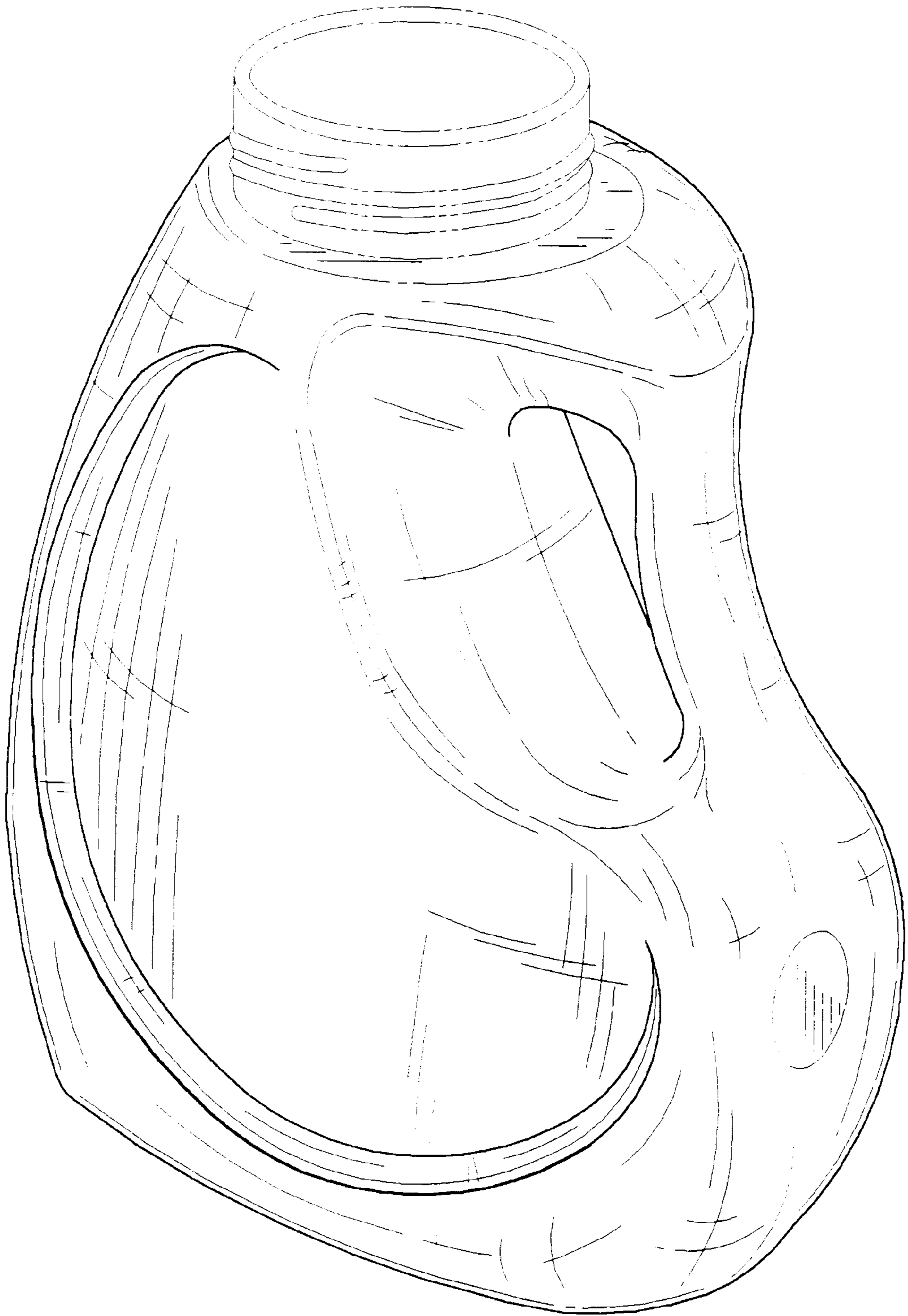


FIG. 1

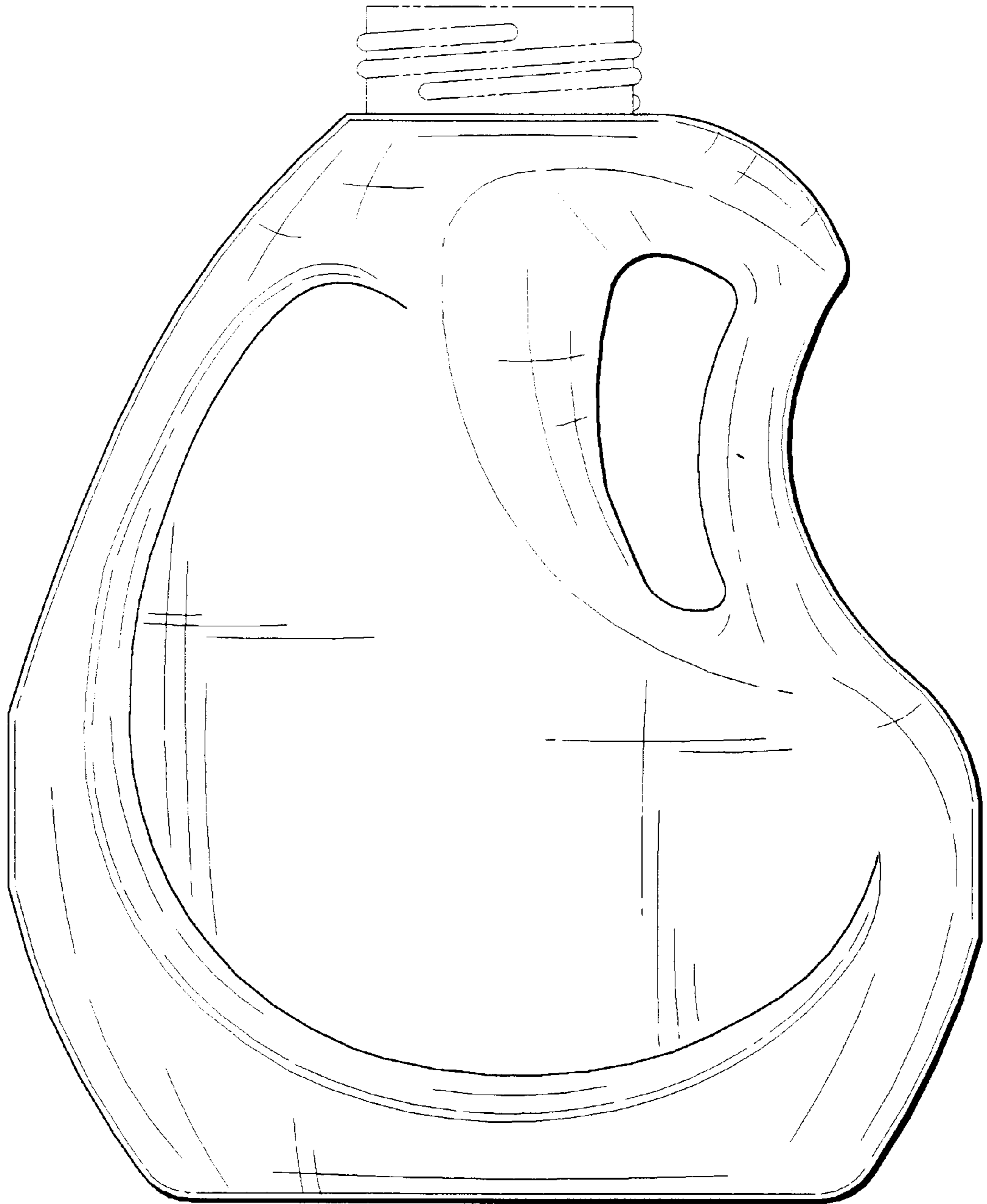


FIG. 2

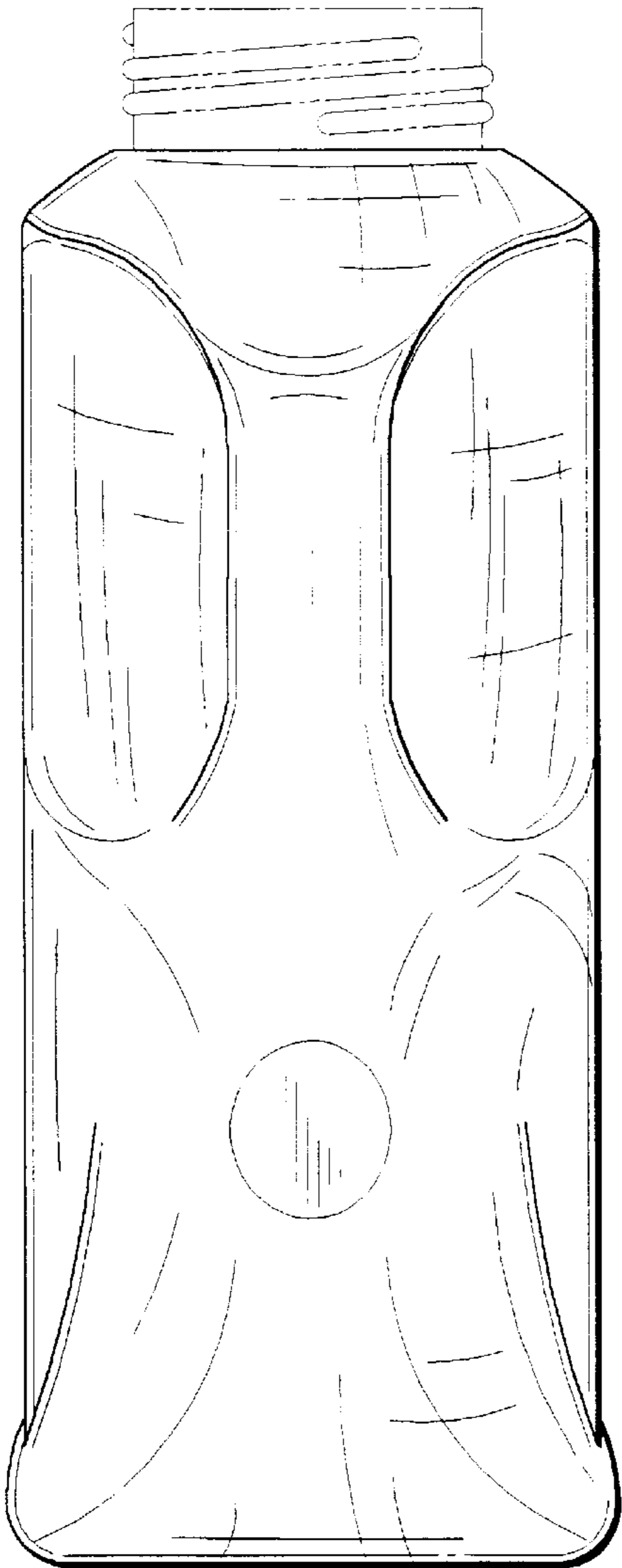


FIG. 3

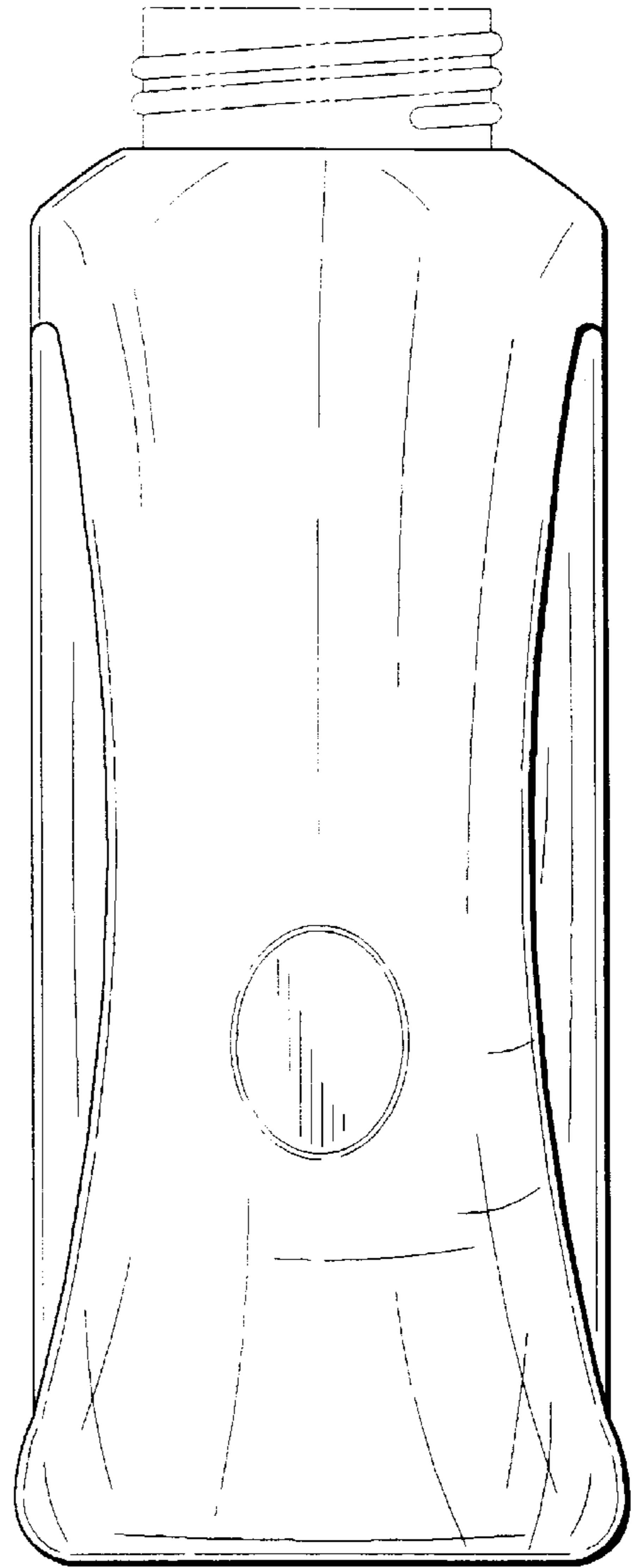


FIG. 4

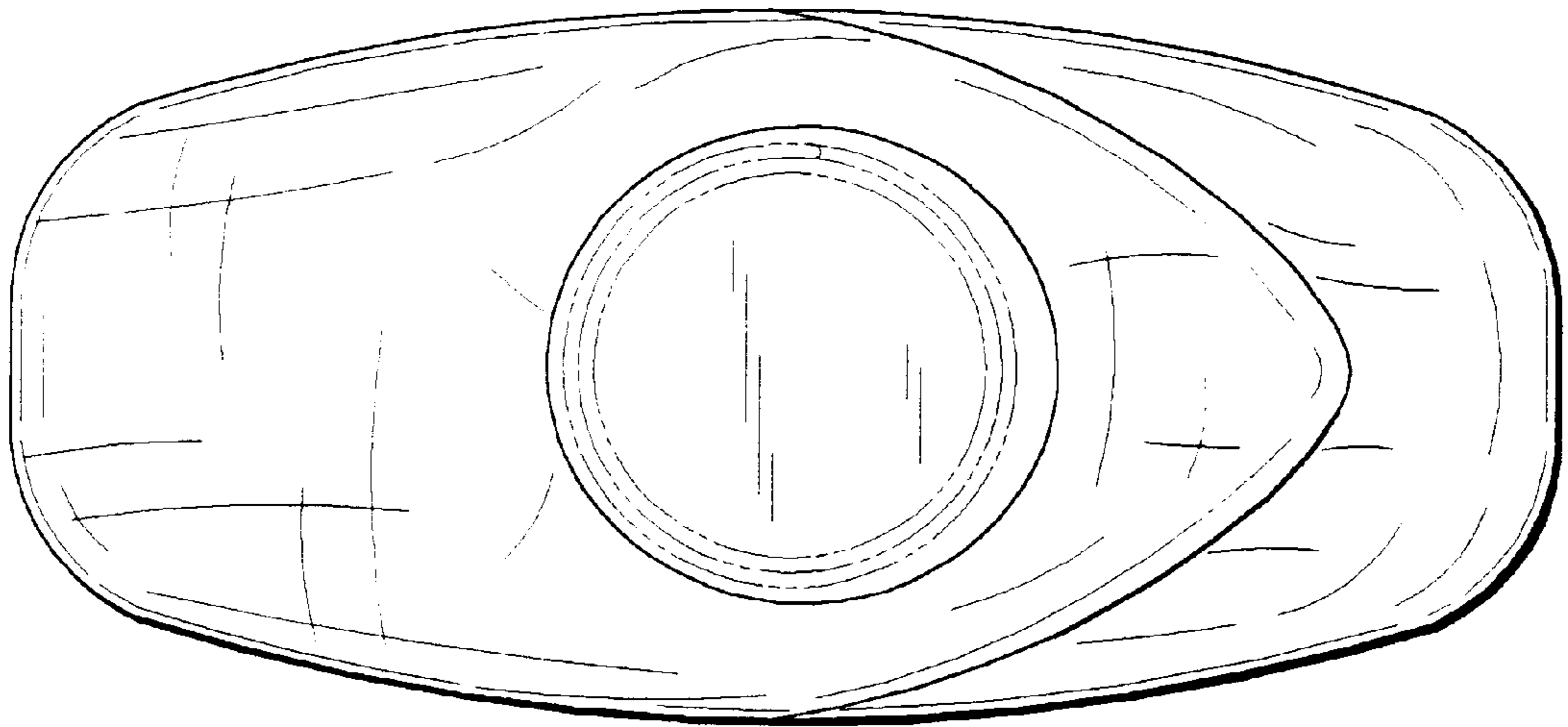


FIG. 5

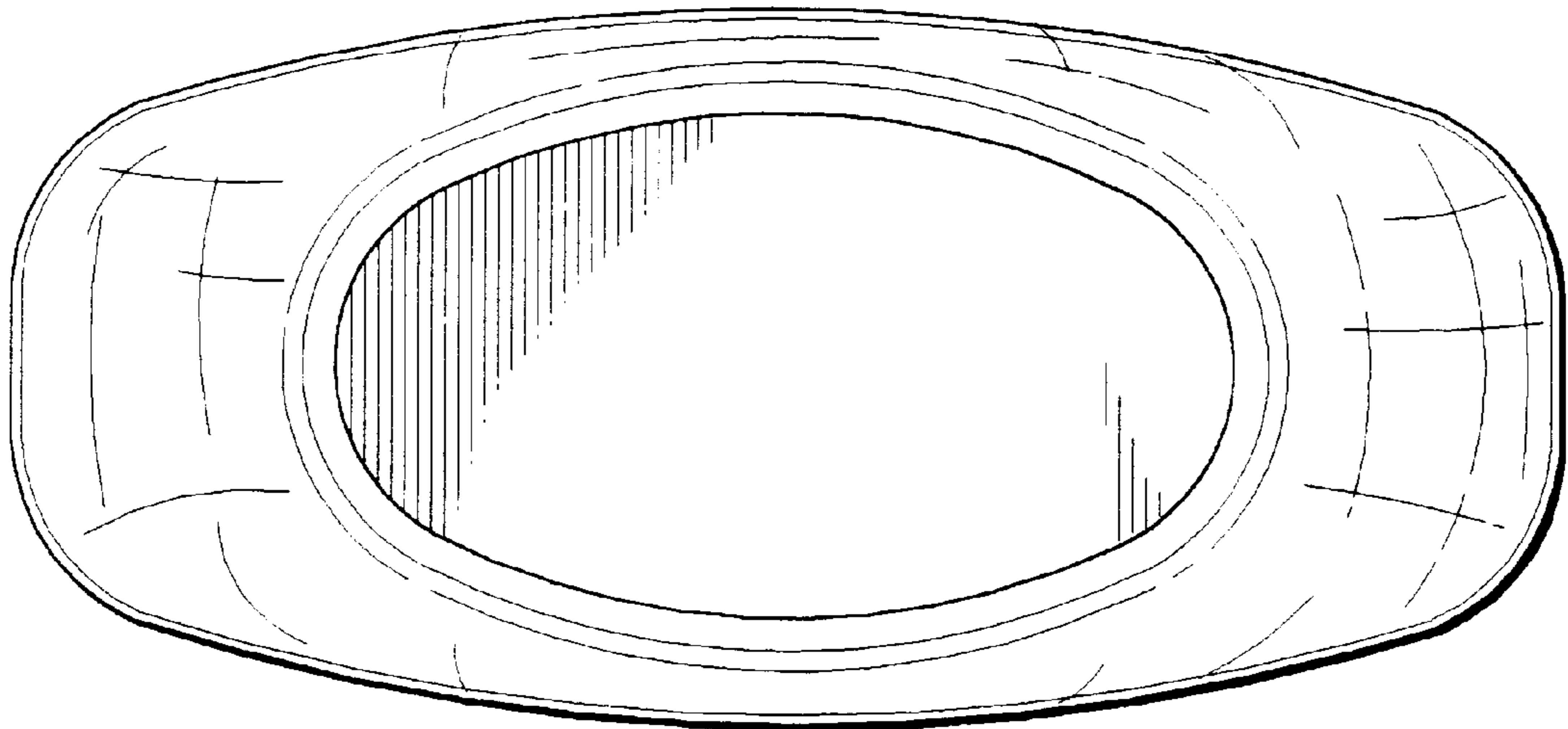


FIG. 6