



US00D454067S

(12) **United States Design Patent**
Schoening et al.

(10) **Patent No.: US D454,067 S**

(45) **Date of Patent: ** Mar. 5, 2002**

(54) **DISPLAY**

(75) Inventors: **Joerg Schoening**, Mettmann; **Albert Wilhelm Kaulen**, Grevenbroich; **Bernd Wolter**, Duesseldorf, all of (DE)

(73) Assignee: **Henkel KGaA**, Düsseldorf (DE)

(**) Term: **14 Years**

(21) Appl. No.: **29/112,450**

(22) Filed: **Oct. 15, 1999**

(30) **Foreign Application Priority Data**

Apr. 15, 1999 (DE) 4 99 03 639

(51) **LOC (7) Cl.** **09-03**

(52) **U.S. Cl.** **D9/517; D9/337**

(58) **Field of Search** D9/300, 301, 516,
D9/501, 517, 530, 543, 575, 414, 418,
432, 337, 523, 524, 525, 526, 528; 215/381-384,
396, 398; 222/381, 382

(56) **References Cited**

U.S. PATENT DOCUMENTS

D211,321 S	*	6/1968	Ullmann	D9/418
D275,078 S	*	8/1984	Wassergord et al.	D9/300
D291,065 S	*	7/1987	Pugh	D9/418
D305,451 S	*	1/1990	Rosenbaum	D23/225
4,925,066 A	*	5/1990	Rosenbaum	D9/528
D321,315 S	*	11/1991	Halm et al.	D9/300
D332,744 S	*	1/1993	McCooley	D9/415
D345,302 S	*	3/1994	Goehring	D9/300

D345,917 S	*	4/1994	Feen et al.	D9/523
D367,005 S	*	2/1996	Warrilow	D9/341
5,564,604 A	*	10/1996	Tada	222/153.14
D392,567 S	*	3/1998	Dumont et al.	D9/523
D399,751 S	*	10/1998	Klima, Jr. et al.	D9/524
5,836,479 A	*	11/1998	Klima et al.	222/83.5
D402,553 S	*	12/1998	Webster et al.	D9/347
D406,052 S	*	2/1999	Dumont et al.	D9/300
5,875,940 A	*	3/1999	Mayfield	222/382
5,947,332 A	*	9/1999	Klima, Jr. et al.	222/82
5,988,454 A	*	11/1999	Ellion	222/376

* cited by examiner

Primary Examiner—Ted Shooman

Assistant Examiner—Carol Rademaker

(74) *Attorney, Agent, or Firm*—Watov & Kipnes, P.C.;
Kenneth Watov

(57) **CLAIM**

The design for a display, as shown and described.

DESCRIPTION

FIG. 1 is a perspective view of the display with bottles inserted, looking toward the front, right side, and above, thereof showing our new design;

FIG. 2 is a front elevational view thereof;

FIG. 3 is a back elevational view thereof;

FIG. 4 is a right side elevational view thereof;

FIG. 5 is a left side elevational view thereof;

FIG. 6 is a top plan view thereof; and,

FIG. 7 is a bottom plan view thereof.

1 Claim, 4 Drawing Sheets






Fig. 1

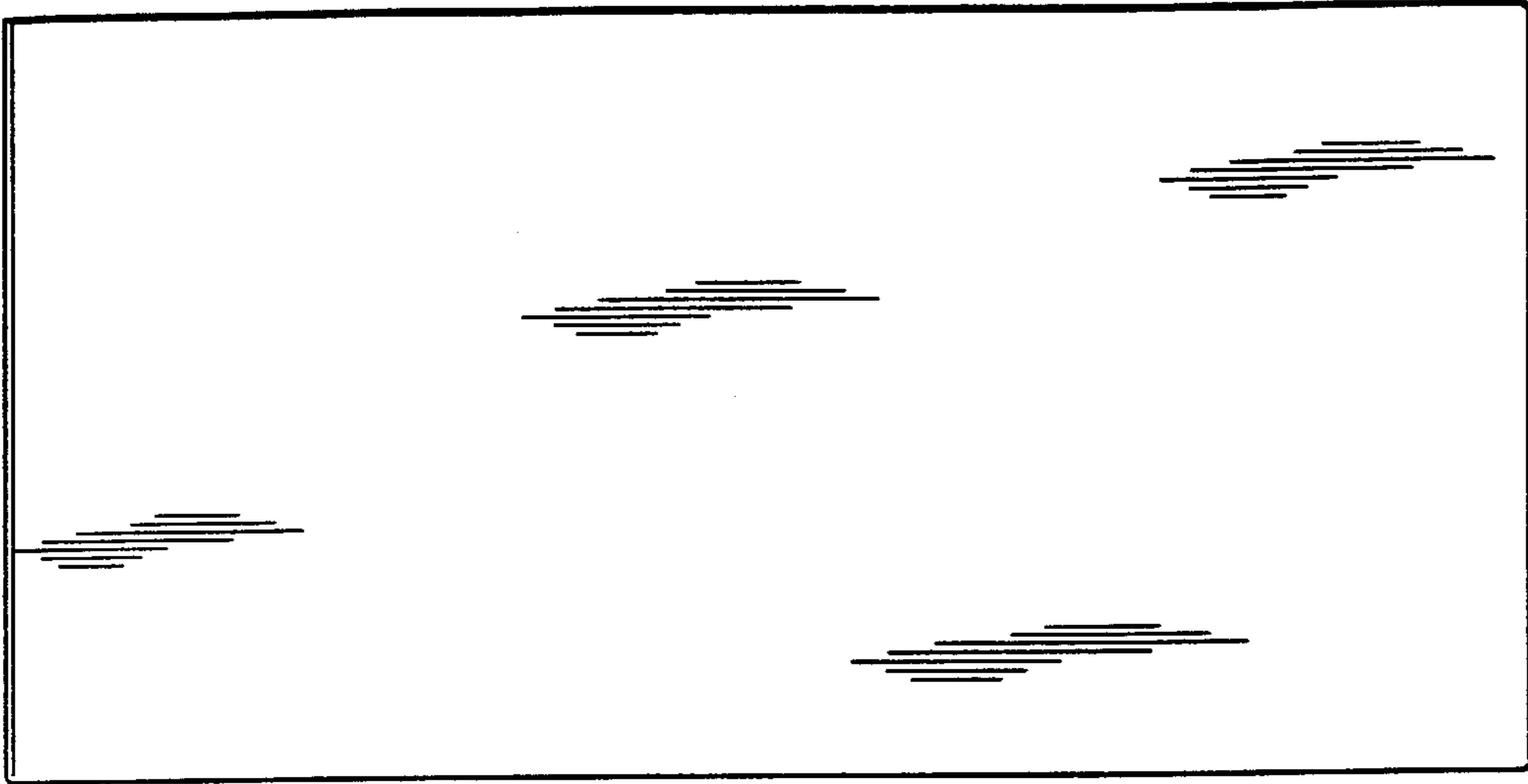


Fig. 3

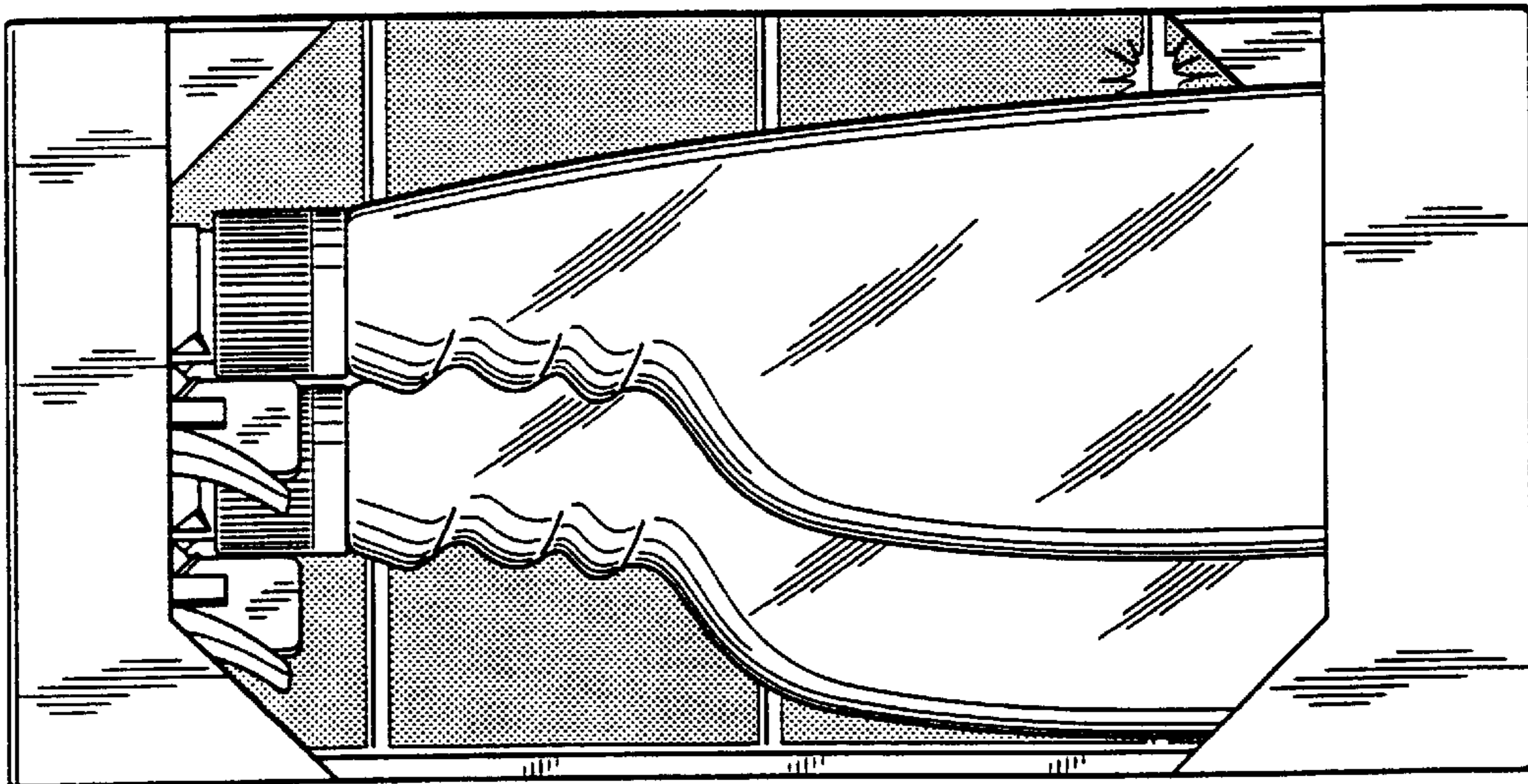


Fig. 2

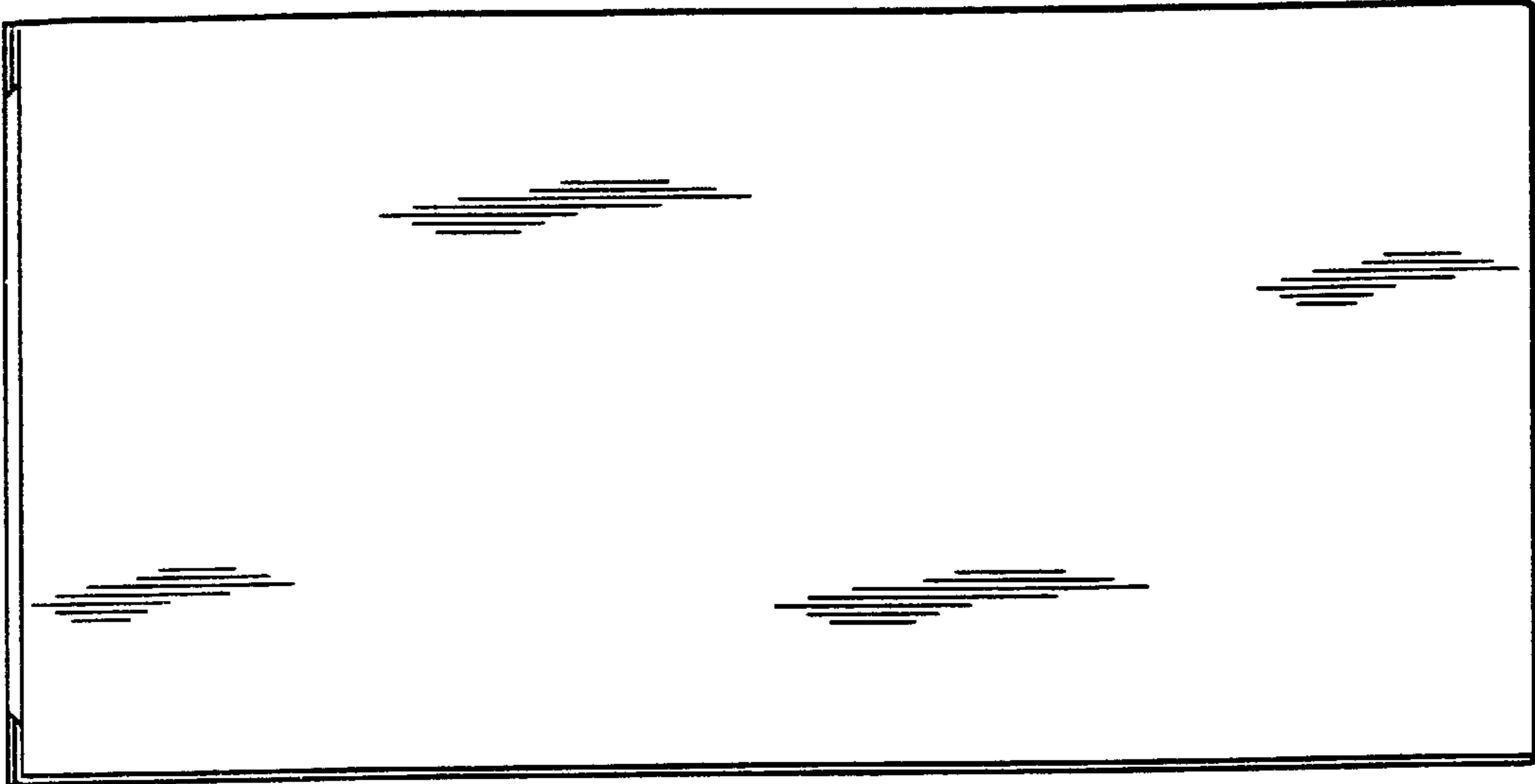


Fig. 5

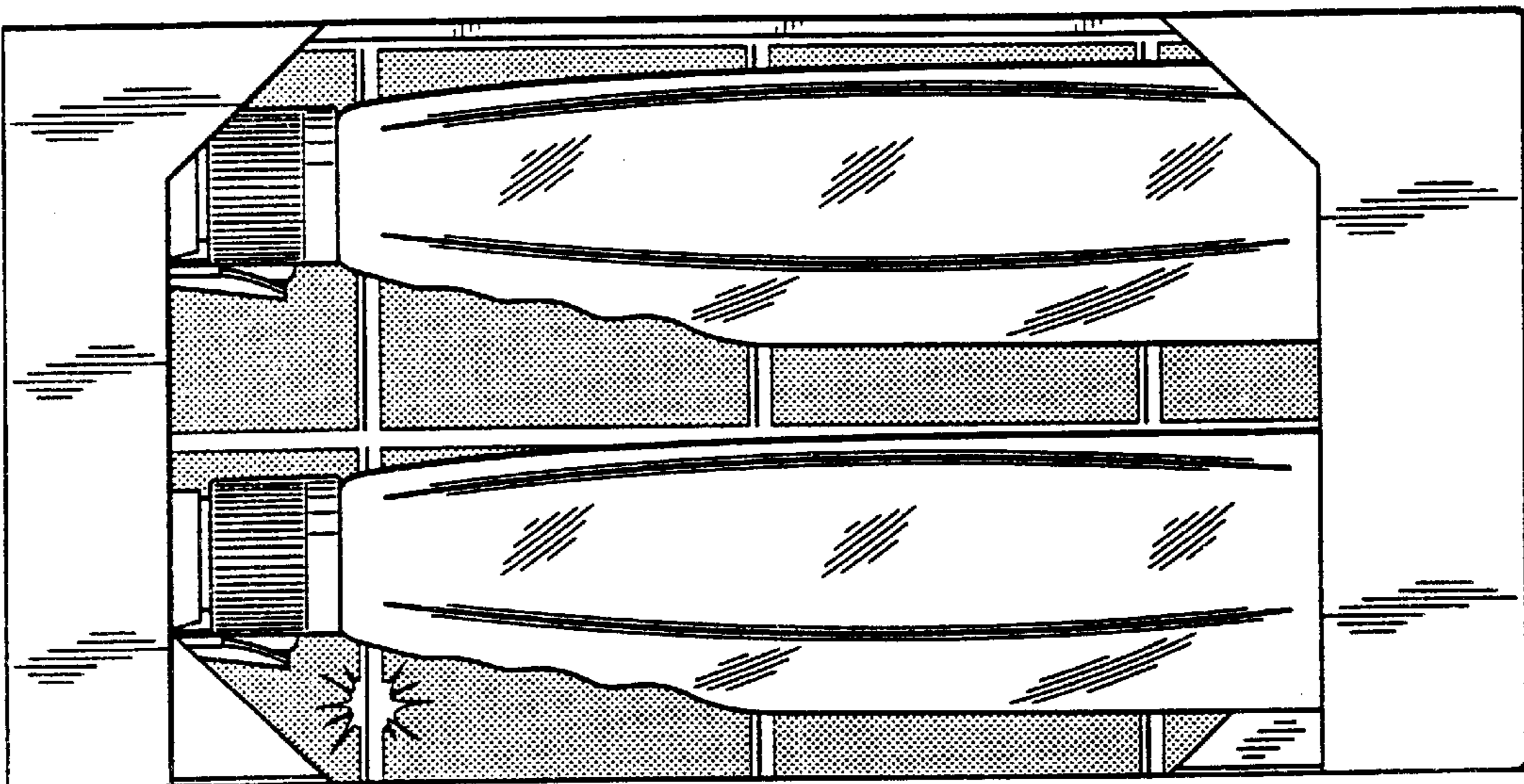


Fig. 4

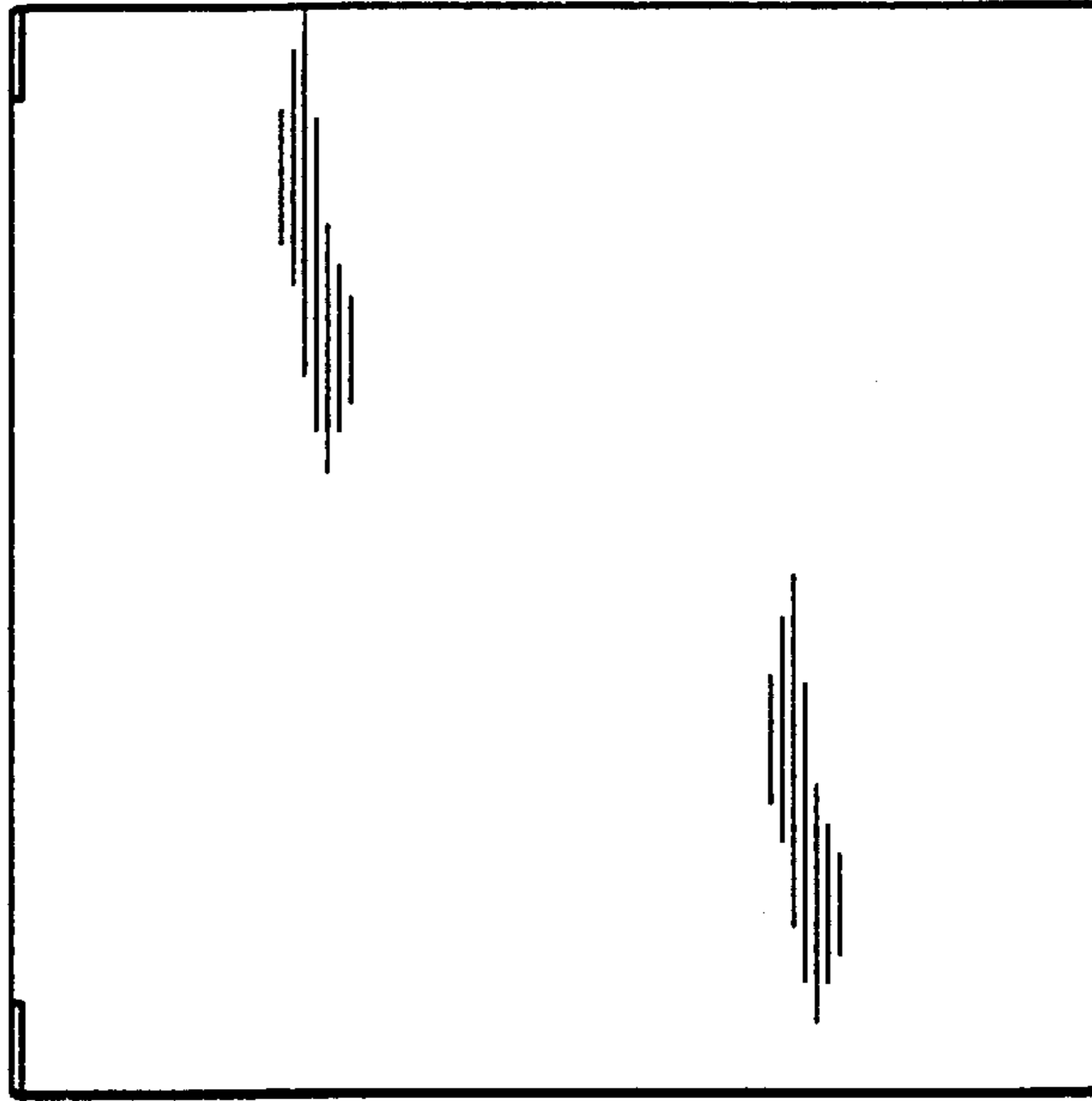


Fig. 6

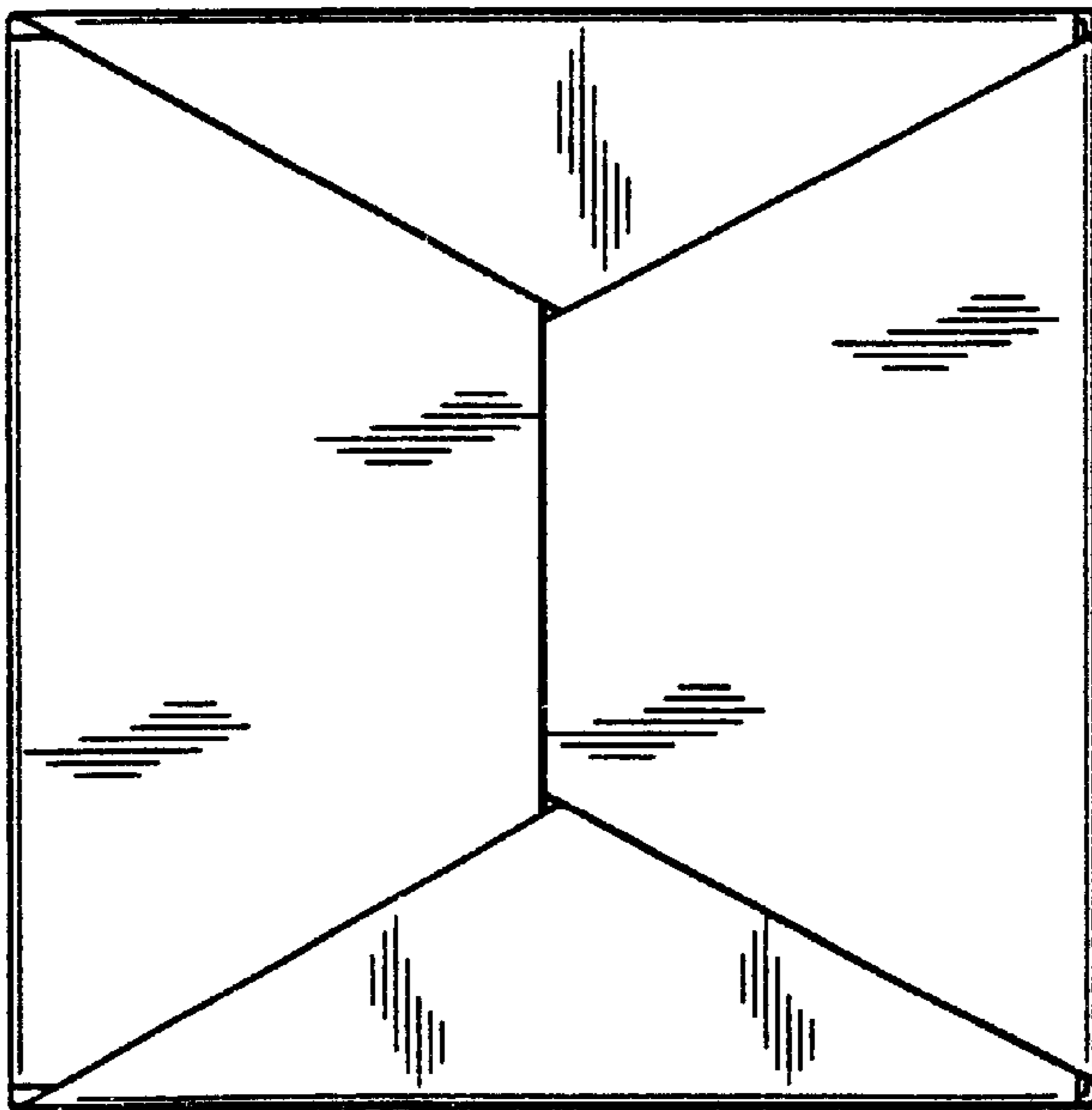


Fig. 7