

US00D454065S

(12) **United States Design Patent**
Bryan et al.

(10) **Patent No.:** **US D454,065 S**

(45) **Date of Patent:** **** Mar. 5, 2002**

(54) **CONTAINER**

(75) Inventors: **Denis Bryan; Richard Bicknell;**
Gareth Pugh; Kate Stapleton, all of
London (GB)

(73) Assignee: **Kimberly-Clark Limited** (GB)

(**) Term: **14 Years**

(21) Appl. No.: **29/130,674**

(22) Filed: **Oct. 6, 2000**

(30) **Foreign Application Priority Data**

Jun. 4, 2000 (GB) 2092009

(51) **LOC (7) Cl.** **09-03**

(52) **U.S. Cl.** **D9/430**

(58) **Field of Search** D9/414, 420-422,
D9/430-433; 206/216, 527, 775, 815, 822;
220/9.1, 212-213, 229, 255, 315, 324,
345.1-345.3, 890; 229/103, 106-108, 111-114,
116.1, 122, 122.2, 124-125, 163, 165, 169,
172, 178, 183, 184, 186-188, 190, 800

(56) **References Cited**

U.S. PATENT DOCUMENTS

978,843 A * 12/1910 Burns

3,125,258 A * 3/1964 Watts 222/480
4,502,623 A * 3/1985 Moore, Jr. et al. 229/400
D417,617 S * 12/1999 Jensen et al. D9/433

OTHER PUBLICATIONS

Five photographs of a container for Libresse String Pantyliners, sold at least as early as Oct. 6, 2000.

* cited by examiner

Primary Examiner—Ted Shooman

Assistant Examiner—Daniel Bui

(74) *Attorney, Agent, or Firm*—Senniger, Powers, Leavitt & Roedel

(57) **CLAIM**

The ornamental design for a container, as shown and described.

DESCRIPTION

FIG. 1 is a perspective of a container of the present invention;

FIG. 2 is a front elevation of the container;

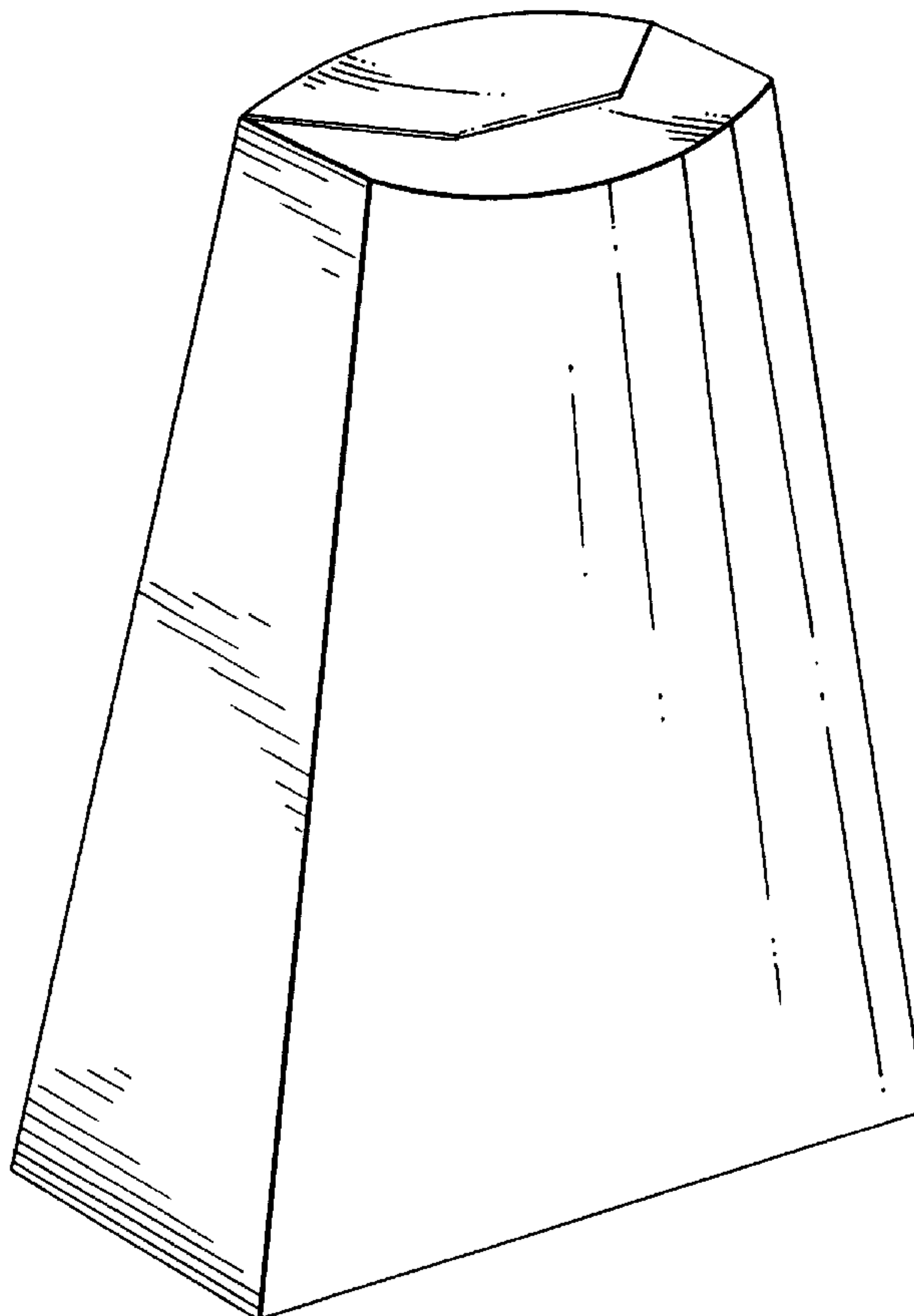
FIG. 3 is a rear elevation of the container;

FIG. 4 is a right side elevation of the container, the left side elevation being a mirror image thereof;

FIG. 5 is a top plan of the container; and,

FIG. 6 is a bottom plan of the container.

1 Claim, 3 Drawing Sheets






FIG. 1

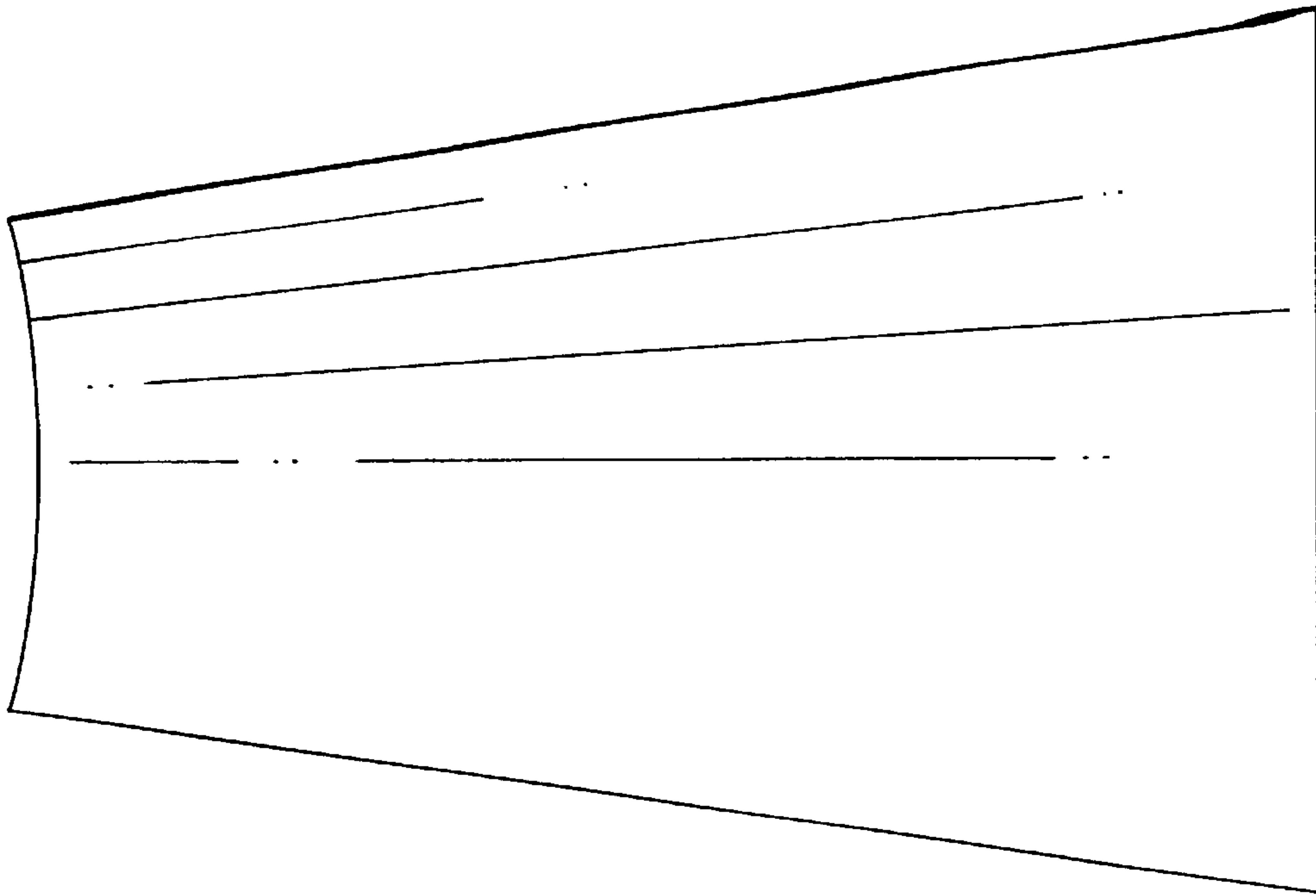


FIG. 3

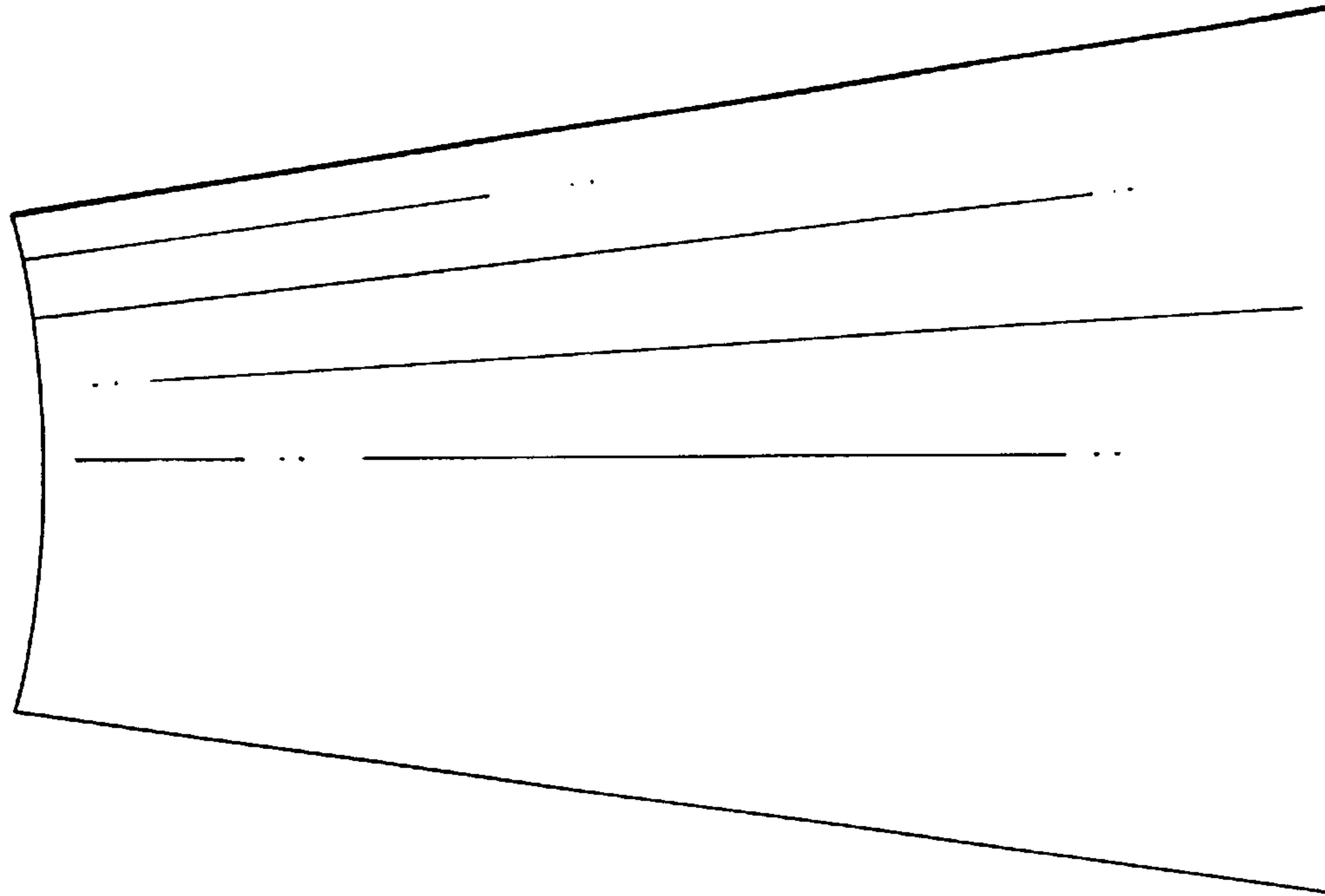


FIG. 2

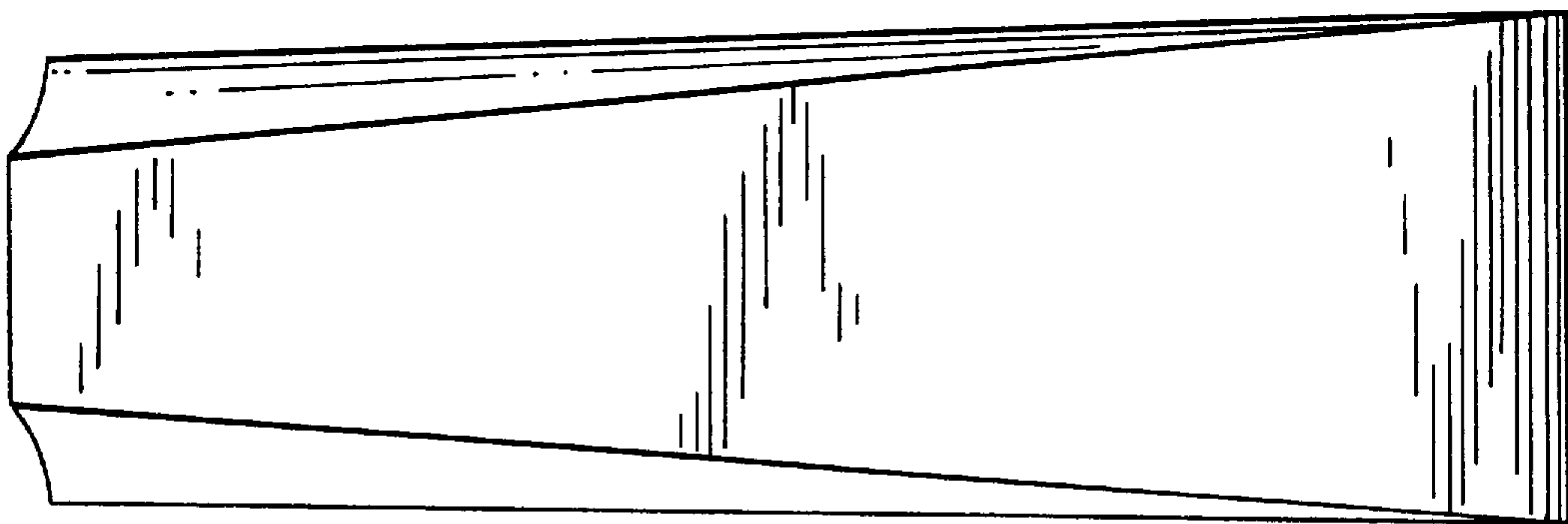


FIG. 4

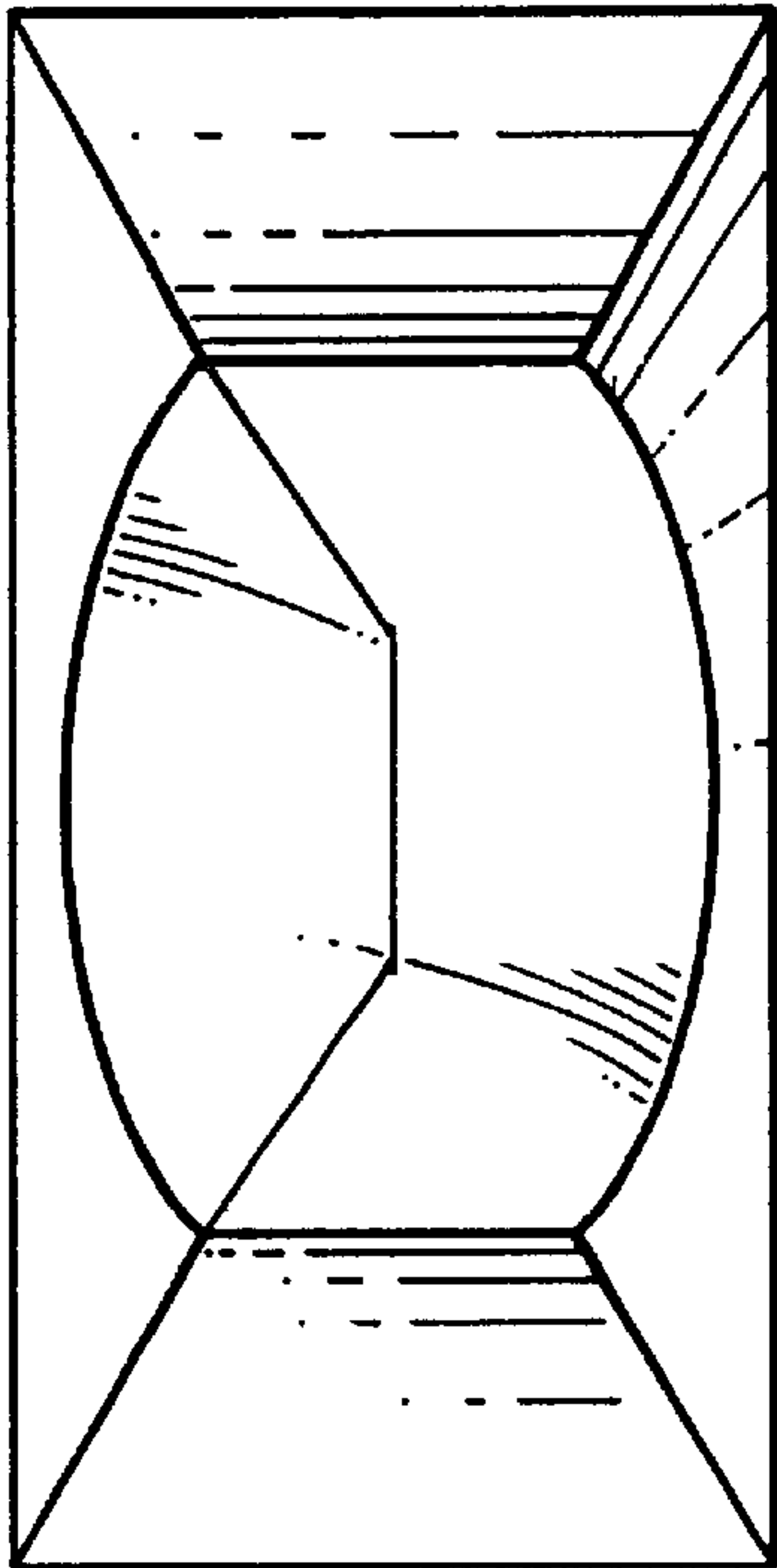


FIG. 5




FIG. 6