



US00D454043S

(12) **United States Design Patent**  
**Onion**

(10) **Patent No.:** **US D454,043 S**

(45) **Date of Patent:** **\*\* Mar. 5, 2002**

(54) **POCKET KNIFE BLADE**

(75) **Inventor:** **Kenneth J. Onion**, Kapolie, HI (US)

(73) **Assignee:** **Kai U.S.A. Ltd.**, Wilsonville, OR (US)

(\*\*) **Term:** **14 Years**

(21) **Appl. No.:** **29/137,697**

(22) **Filed:** **Feb. 23, 2001**

**Related U.S. Application Data**

(62) Division of application No. 29/109,880, filed on Aug. 24, 1999, now Pat. No. Des. 438,085.

(51) **LOC (7) Cl.** ..... **08-03**

(52) **U.S. Cl.** ..... **D8/99; D8/20**

(58) **Field of Search** ..... D8/98, 99, 20;  
D22/118; 30/151, 152, 153, 154, 155, 156,  
157, 158, 159, 160, 161, 162

(56) **References Cited**

**U.S. PATENT DOCUMENTS**

5,060,379 A	10/1991	Neely	30/161
D333,251 S	2/1993	Glessner	D8/99
D345,289 S	3/1994	Sakai	D8/99
D347,375 S	5/1994	Sakai	D8/99
5,400,509 A	3/1995	Collins	30/161
5,437,101 A	8/1995	Collins	30/153
D366,408 S	1/1996	Sessions et al.	D8/99
D373,716 S	9/1996	Keys et al.	D8/99
5,581,895 A	12/1996	Jeffcoat	30/294
D377,744 S	2/1997	Hasegawa	D8/99
D382,189 S *	8/1997	Viele	D8/99
D384,871 S	10/1997	McWillis	D8/99
D392,538 S	3/1998	Buck et al.	D8/99
D392,539 S	3/1998	Balolia	D8/99
D399,113 S	10/1998	Balolia	D8/99

5,815,927 A	10/1998	Collins	30/161
5,845,404 A	12/1998	Jeffcoat	30/125
D404,633 S *	1/1999	Rivera	D8/99
D407,002 S *	3/1999	Morton	D8/99
D409,070 S *	5/1999	Elishewitz	D8/99
D422,476 S *	4/2000	McHenry et al.	D8/99

**OTHER PUBLICATIONS**

Advertisements from the Aug., 1999 issue of Blade (pp. 8, 9, 15, 18, 20, 34, 73, 79, 116, 129, 137, 140 and 145-146).

\* cited by examiner

*Primary Examiner*—Philip S. Hyder

(74) *Attorney, Agent, or Firm*—Kolisich Hartwell Dickinson McCormack & Heuser

(57) **CLAIM**

The ornamental design for a pocket knife blade, as shown and described.

**DESCRIPTION**

FIG. 1 is a right side elevational view of a pocket knife blade, showing my new design, wherein the broken line outline of the pocket knife handle and blade is for environmental purposes only and forms no part of the claimed design, and where the opposing left side view is a mirror image of FIG. 1.

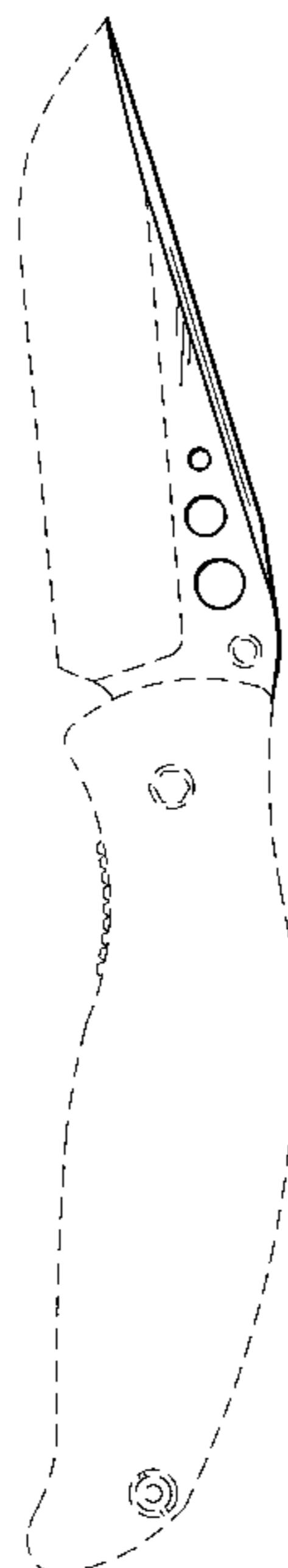
FIG. 2 is a top plan view of the pocket knife blade shown in FIG. 1.

FIG. 3 is a bottom plan view of the pocket knife blade shown in FIG. 1.

FIG. 4 is a front view of the pocket knife blade shown in FIG. 1; and,

FIG. 5 is a rear view of the pocket knife blade shown in FIG. 1.

**1 Claim, 1 Drawing Sheet**



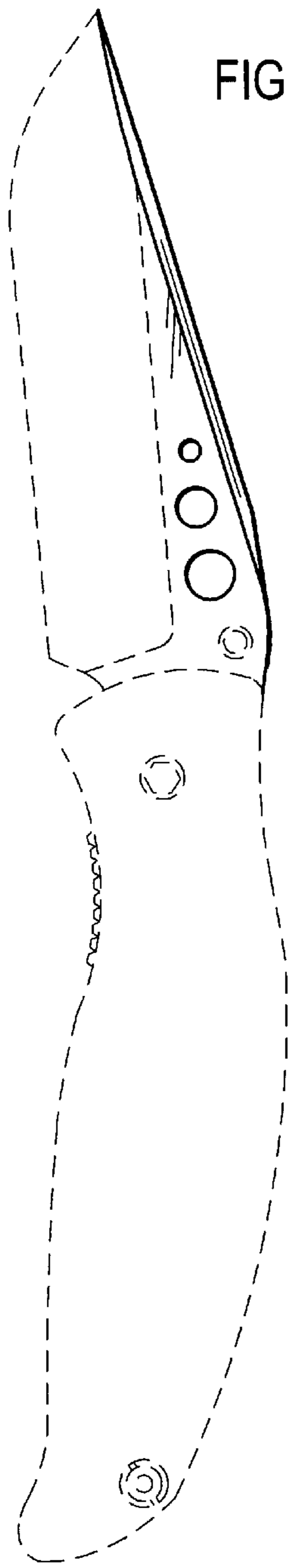


FIG. 1

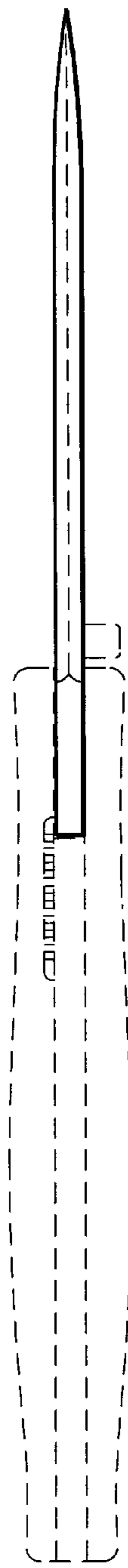


FIG. 2

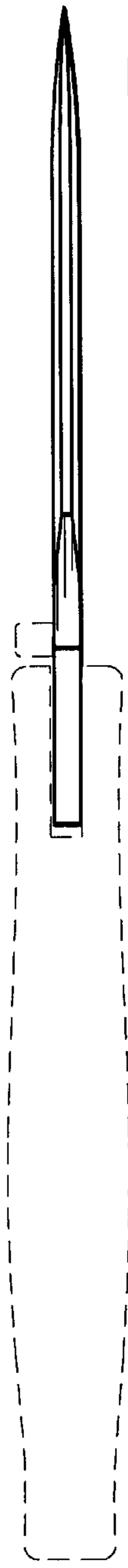


FIG. 3



FIG. 4



FIG. 5