



US00D454039S

(12) **United States Design Patent**
Allen

(10) **Patent No.:** **US D454,039 S**

(45) **Date of Patent:** **** Mar. 5, 2002**

(54) **FOLDABLE PLIERS**

5,996,451 A * 12/1999 Seber et al. 81/427.5

(75) Inventor: **David S. Allen**, New Hartford, NY
(US)

* cited by examiner

(73) Assignee: **Utica Cutlery Company**, Utica, NY
(US)

Primary Examiner—Alan P. Douglas

Assistant Examiner—Clare E. Heflin

(74) *Attorney, Agent, or Firm*—George R. McGuire;
Hancock & Estabrook, LLP

(**) Term: **14 Years**

(57) **CLAIM**

(21) Appl. No.: **29/136,054**

The ornamental design for foldable pliers, as shown and described.

(22) Filed: **Jan. 25, 2001**

(51) **LOC (7) Cl.** **08-05**

(52) **U.S. Cl.** **D8/55; D8/105**

(58) **Field of Search** D8/14, 25, 39,
D8/51, 52, 54, 55, 56, 60, 105, 58; 81/3.6,
300, 302, 303, 305, 306, 315, 316, 329,
342, 355, 356, 357–360, 381, 382, 385,
386, 393–395, 362, 415, 418–424, 424.5,
426, 426.5, 427, 427.5; 7/125–135, 138,
170, 139, 157, 167, 168

DESCRIPTION

FIG. 1 is a front-elevational view of my new design for foldable pliers in unfolded form;
FIG. 2 is a left side elevational view thereof;
FIG. 3 is a right-side elevational view thereof;
FIG. 4 is a rear elevational view thereof;
FIG. 5 is a bottom plan view thereof;
FIG. 6 is a top plan view thereof;
FIG. 7 is a front elevational view thereof with the pliers illustrated in folded form;
FIG. 8 is a rear elevational view thereof;
FIG. 9 is a left side elevational view thereof;
FIG. 10 is a right side elevational view thereof;
FIG. 11 is a bottom plan view thereof; and,
FIG. 12 is a top plan view thereof.

(56) **References Cited**

U.S. PATENT DOCUMENTS

- 5,491,856 A * 2/1996 Legg 7/128
- D407,287 S * 3/1999 Seber et al. D8/55
- D407,616 S * 4/1999 Seber D8/55
- 5,964,131 A * 10/1999 Seber et al. 81/427.5

1 Claim, 2 Drawing Sheets

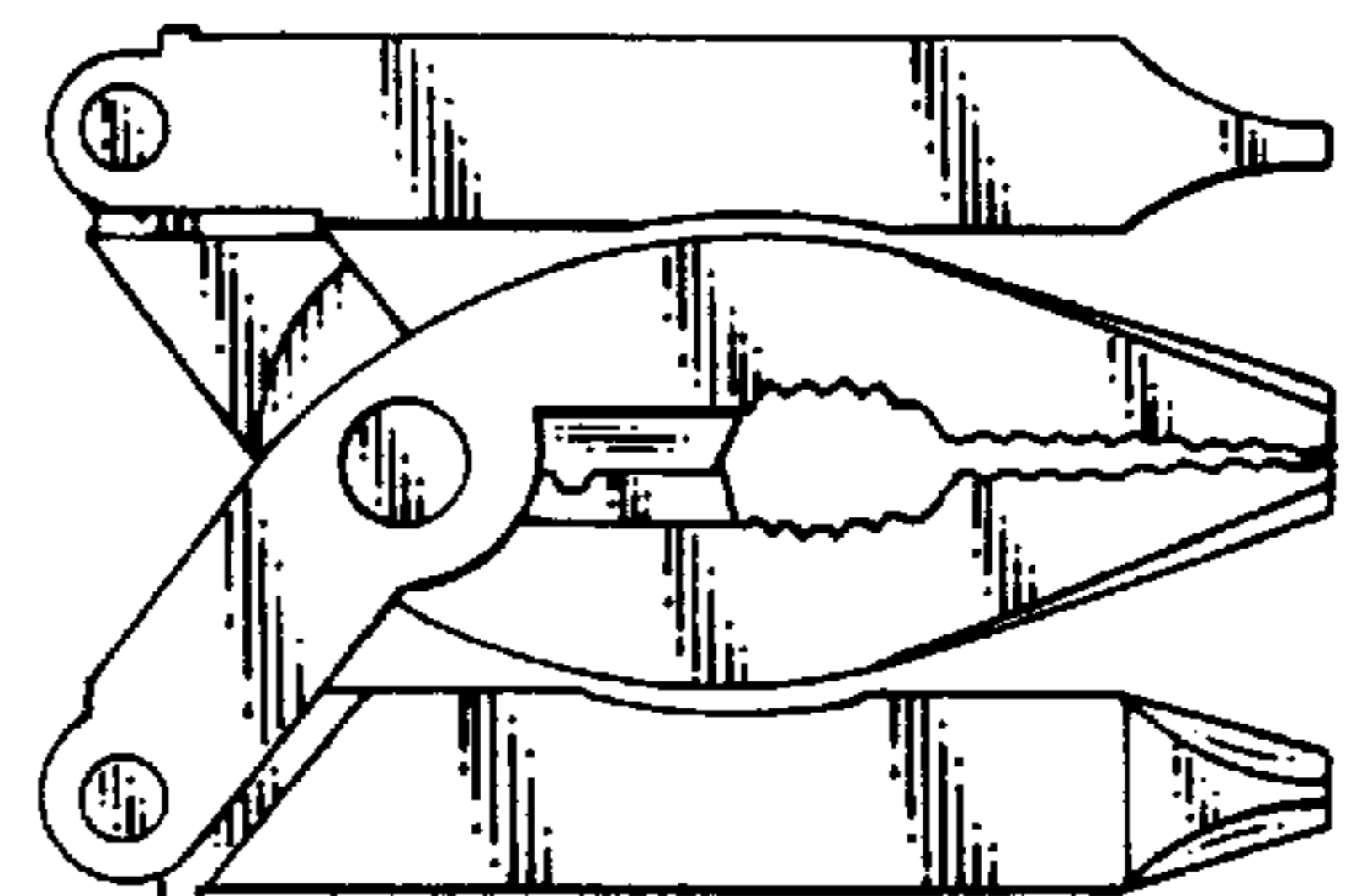
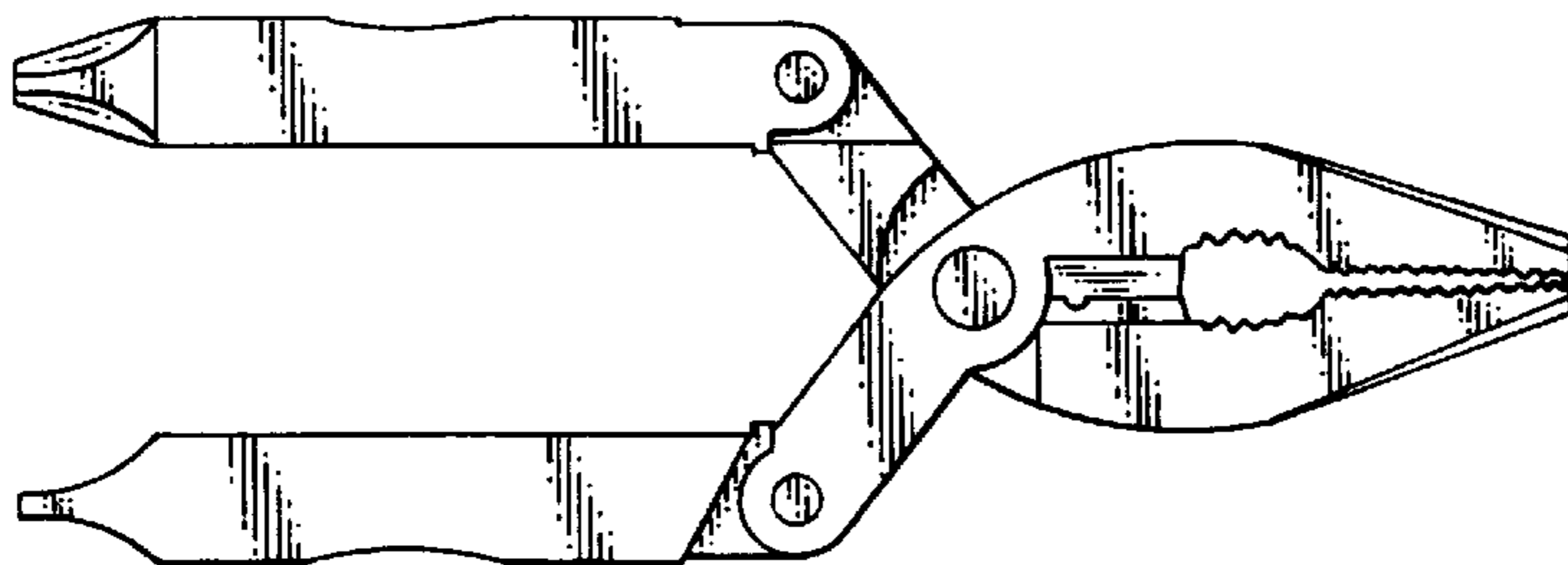




FIG. 2



FIG. 5

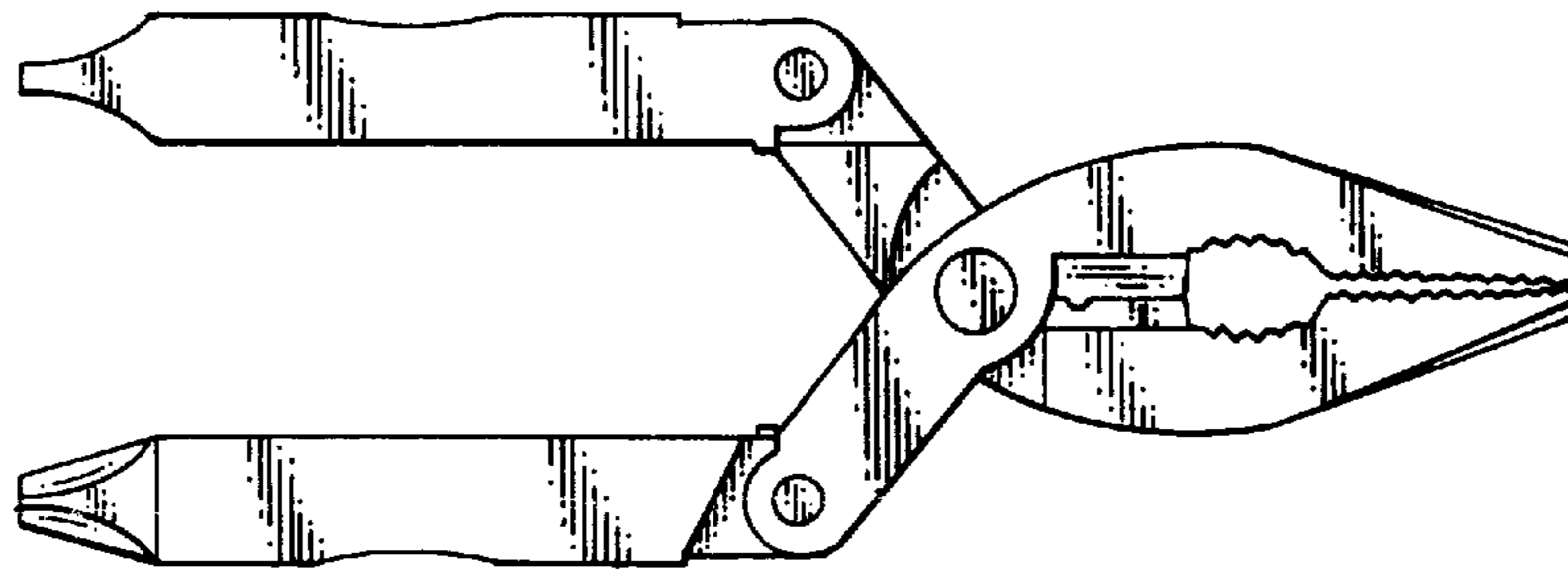


FIG. 1

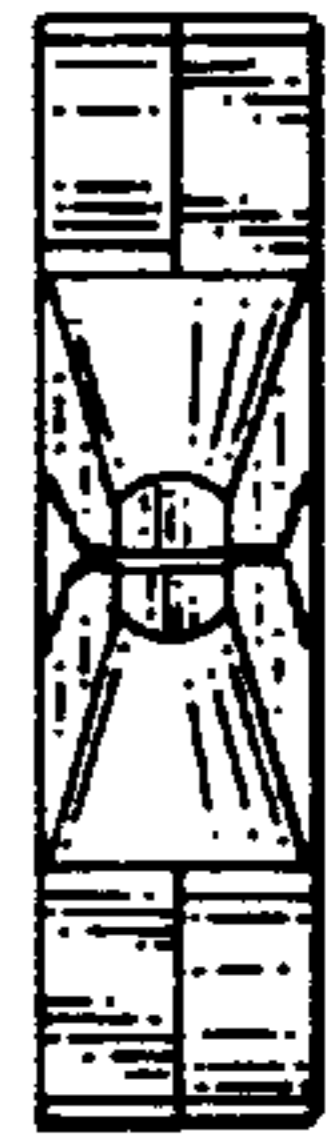


FIG. 6



FIG. 3

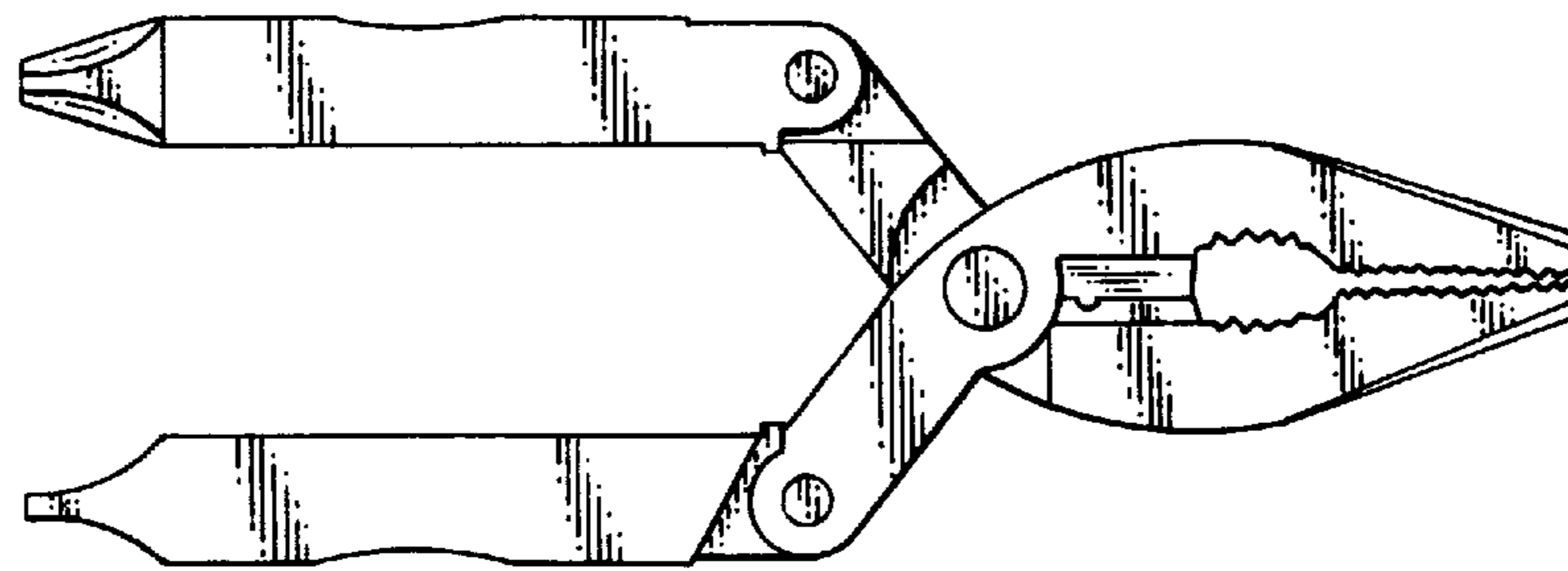


FIG. 4

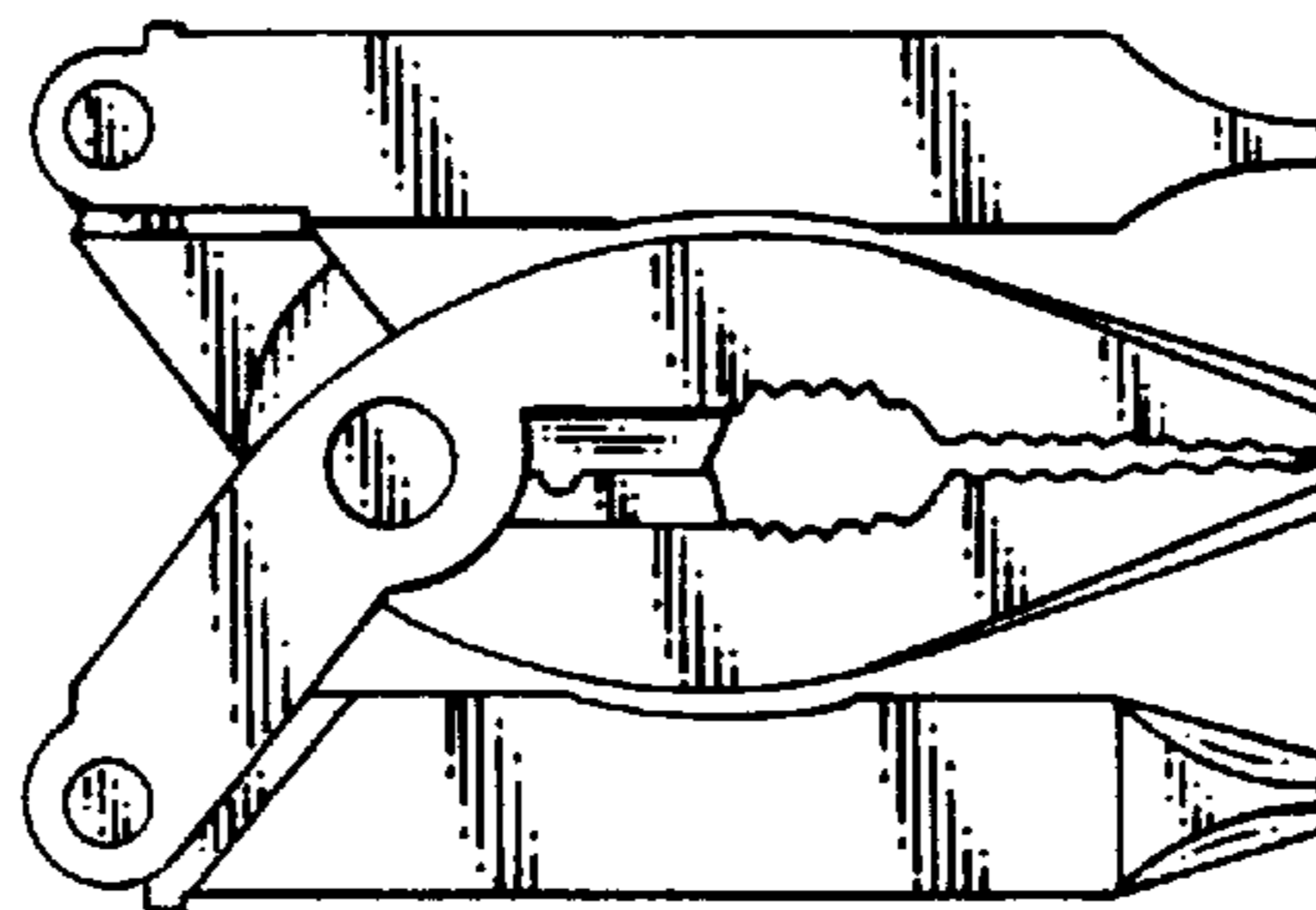


FIG. 7



FIG. 9




FIG. 11

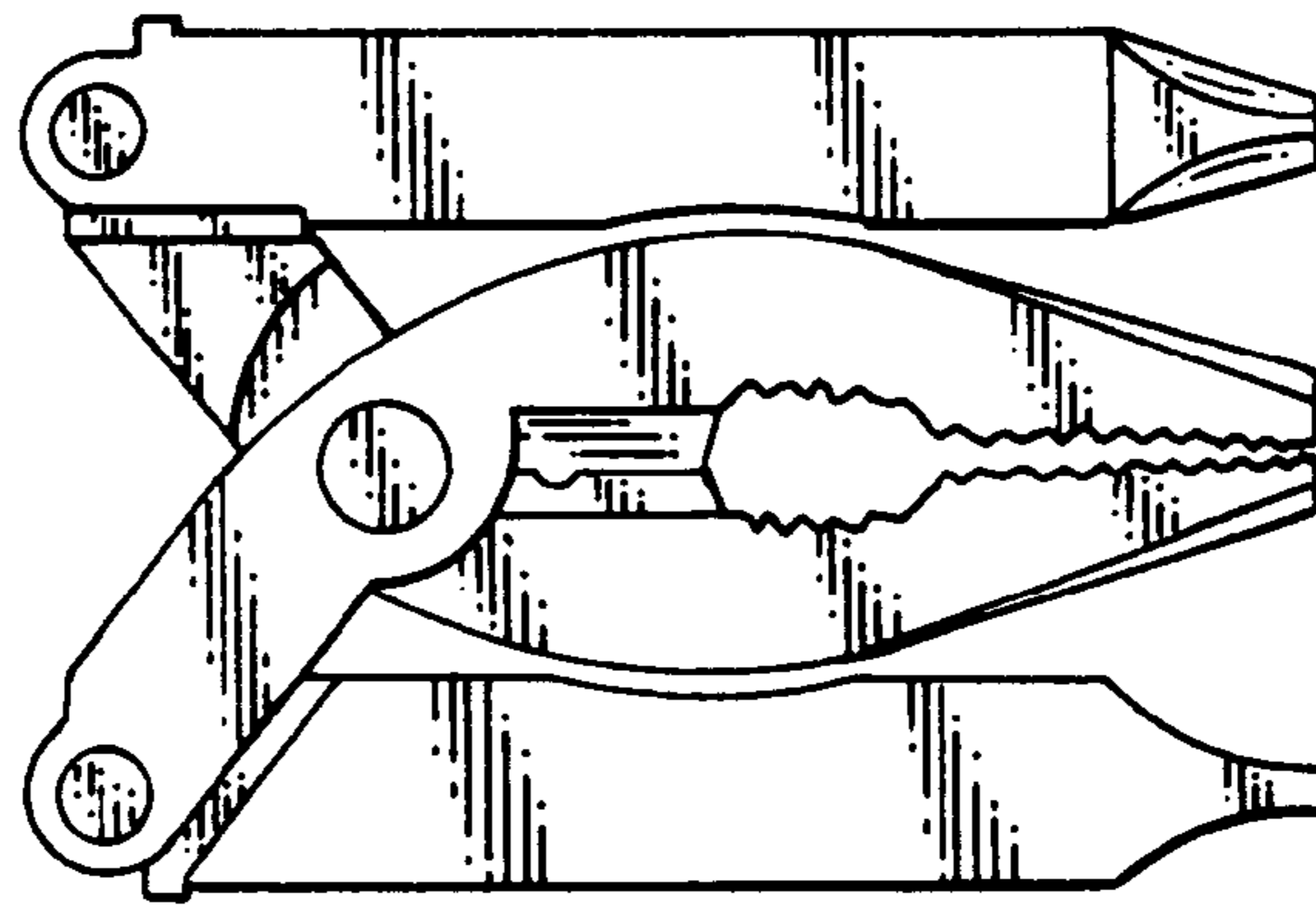


FIG. 8




FIG. 12



FIG. 10