



US00D454033S

(12) **United States Design Patent**
Miller et al.

(10) **Patent No.:** **US D454,033 S**

(45) **Date of Patent:** **** Mar. 5, 2002**

(54) **SPORTS MUG**

(75) **Inventors:** **Christopher E. Miller**, Perrysburg;
Cary A. Kingsley, Toledo, both of OH
(US)

(73) **Assignee:** **Marck & Associates, Inc.**, Toledo, OH
(US)

(**) **Term:** **14 Years**

(21) **Appl. No.:** **29/121,799**

(22) **Filed:** **Apr. 13, 2000**

(51) **LOC (7) Cl.** **07-01**

(52) **U.S. Cl.** **D7/514**

(58) **Field of Search** D7/388, 396.3,
D7/400, 500, 505, 507, 509, 510, 511,
514, 515, 516, 522, 523, 524, 525, 526,
527, 528, 529, 530, 531, 532, 533, 534,
536, 537, 584, 901; D24/197; 99/279, 295,
304, 306; 141/106, 340, 341, 342, 364;
206/217, 520; 210/249, 250, 474, 478;
215/11.1, 11.6, 227, 379, 383, 392, 393;
220/367.1, 574, 669, 671, 672, 673, 675,
700, 703, 704, 705, 712, 713, 714, 715,
717, 718, 729, 737, 739, 771; 229/106,
400, 402; 248/94

(56) **References Cited**

U.S. PATENT DOCUMENTS

D301,002 S * 5/1989 Kalamaras et al. D7/515

4,932,542 A * 6/1990 Chen et al. D7/515
D328,688 S * 8/1992 Palmer et al. D7/511
D348,803 S * 7/1994 Aronson D7/901
D352,639 S * 11/1994 Rigsby D7/514
D370,391 S * 6/1996 Bauer et al. D7/901
D377,737 S * 2/1997 Kristnik D7/510
D387,612 S * 12/1997 Wilson et al. D7/515
D387,614 S * 12/1997 Wilson et al. D7/515
D392,507 S * 3/1998 Wilson et al. D7/515
5,904,268 A * 5/1999 Daly 220/703
D416,173 S * 11/1999 Hersch D7/514
D425,706 S * 5/2000 Calderone D9/307

* cited by examiner

Primary Examiner—Doris V. Coles

Assistant Examiner—T. Chase Nelson

(74) *Attorney, Agent, or Firm*—MacMillan, Sobanski &
Todd, LLC

(57) **CLAIM**

The ornamental design for a sports mug, as shown and described.

DESCRIPTION

FIG. 1 is a front elevational view of a sports mug embodying my design.

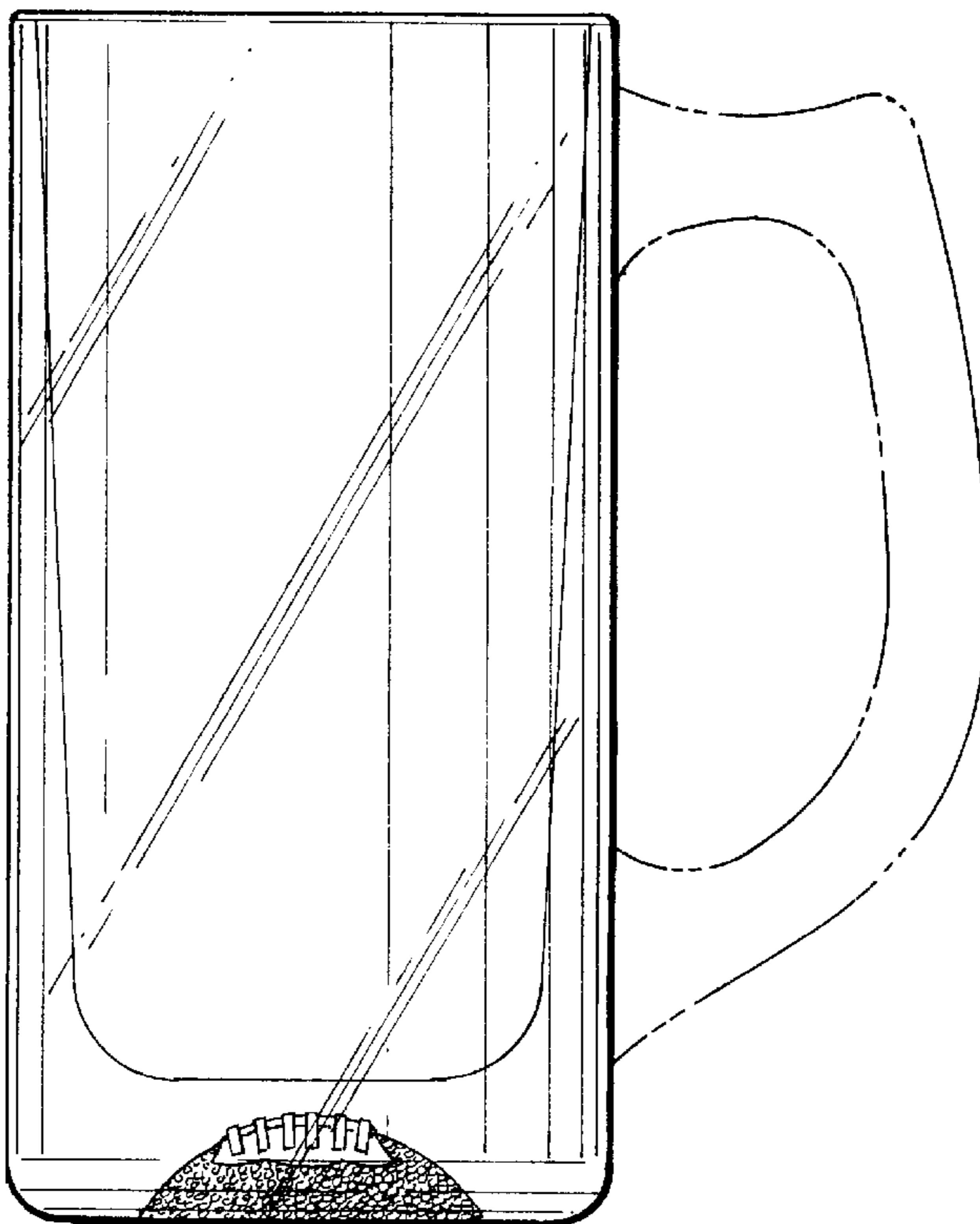
FIG. 2 is a side elevational view thereof.

FIG. 3 is a top plan view thereof; and,

FIG. 4 is a bottom plan view thereof.

The broken line showing of environmental structure shown in FIG. 1 of the drawing is for illustrative purposes only and forms no part of the claimed design.

1 Claim, 1 Drawing Sheet



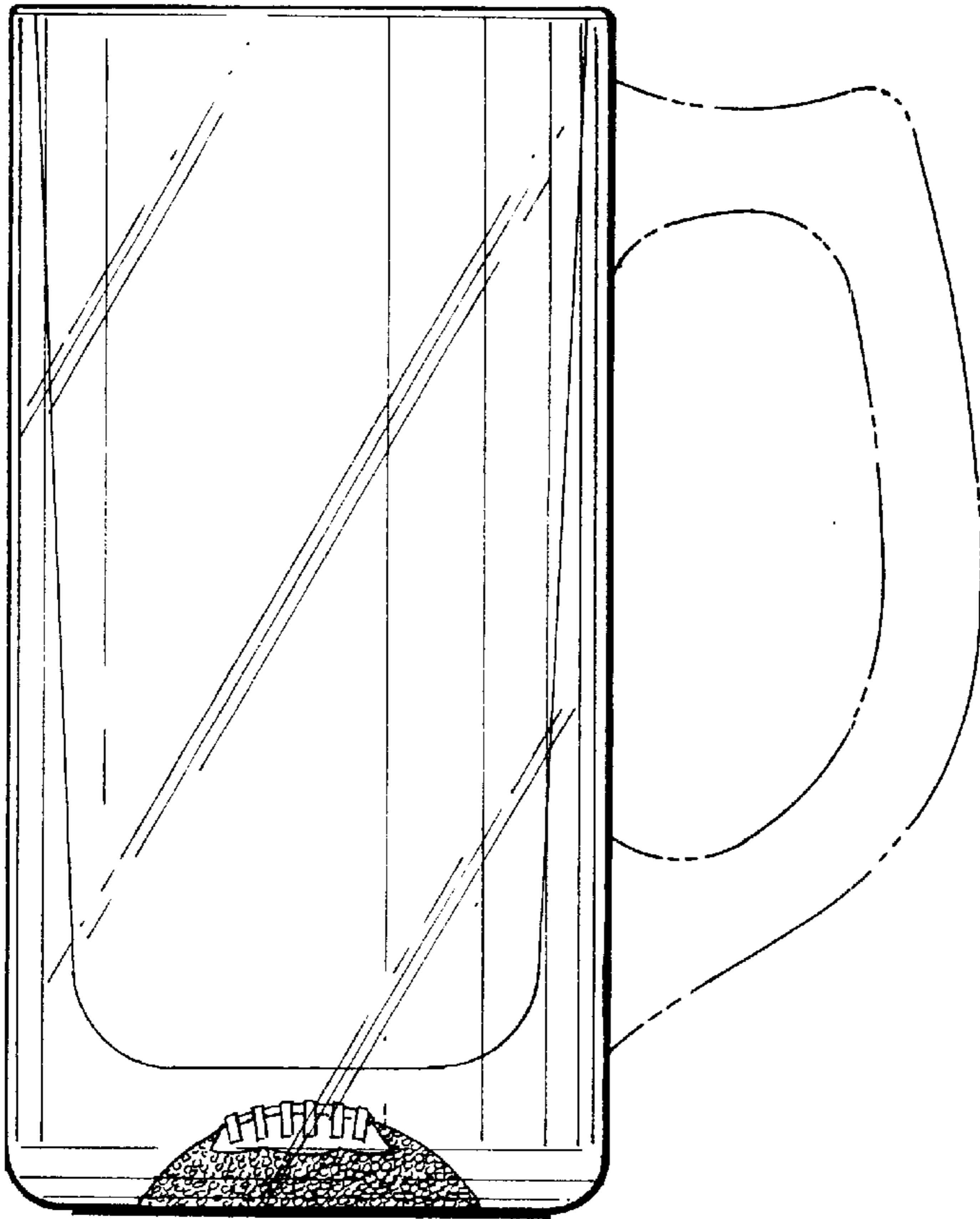


FIG. 1

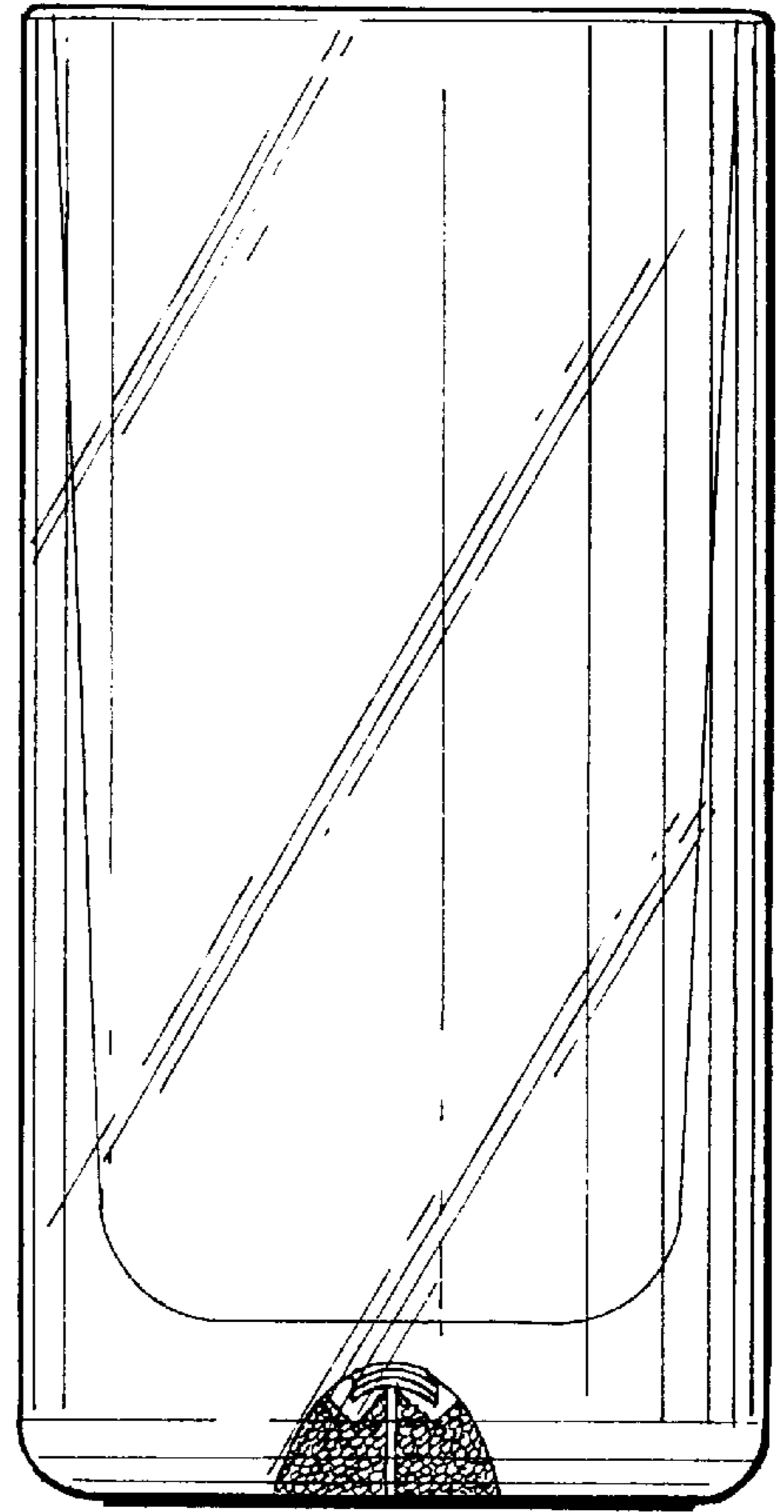


FIG. 2

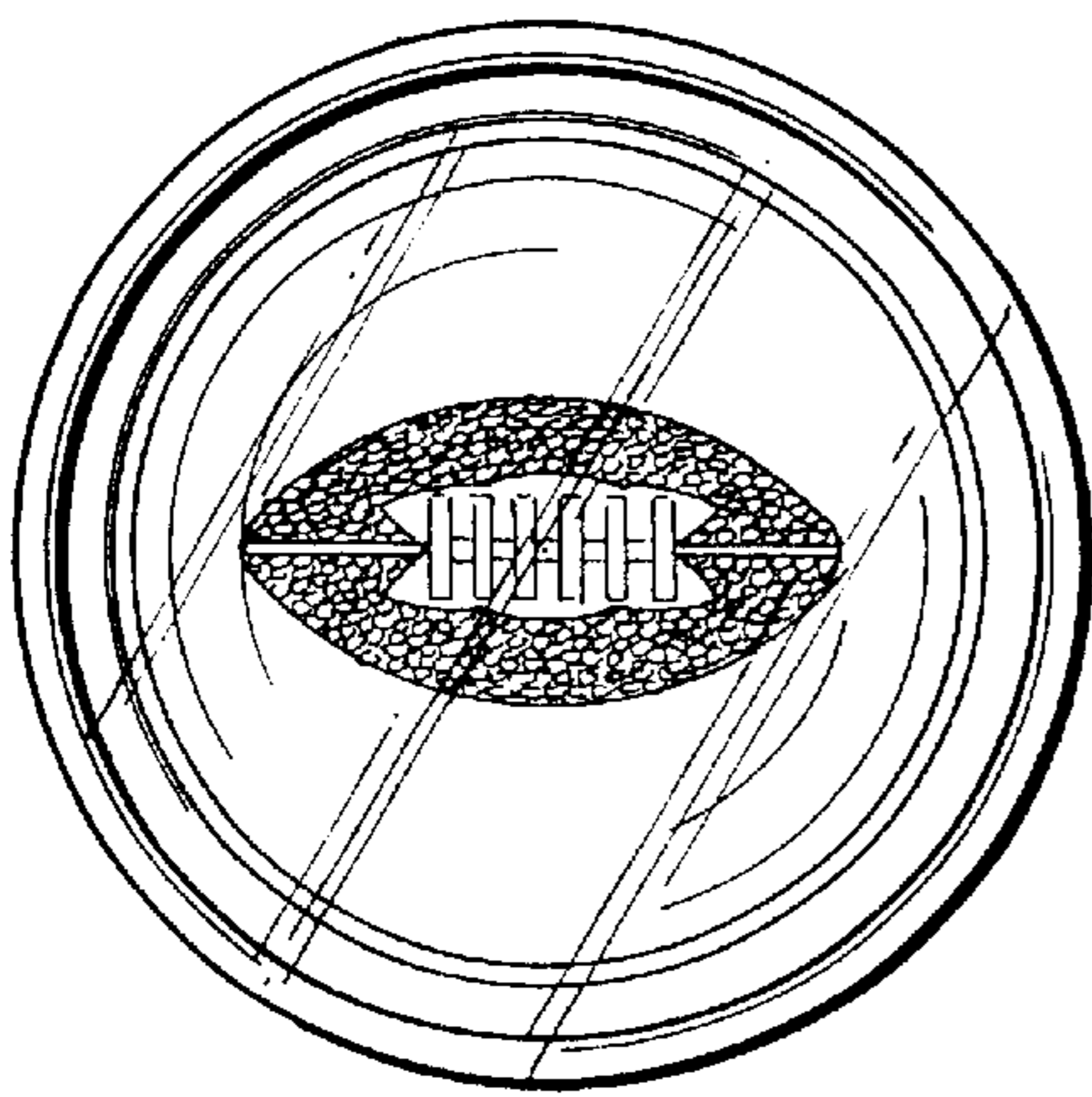


FIG. 3

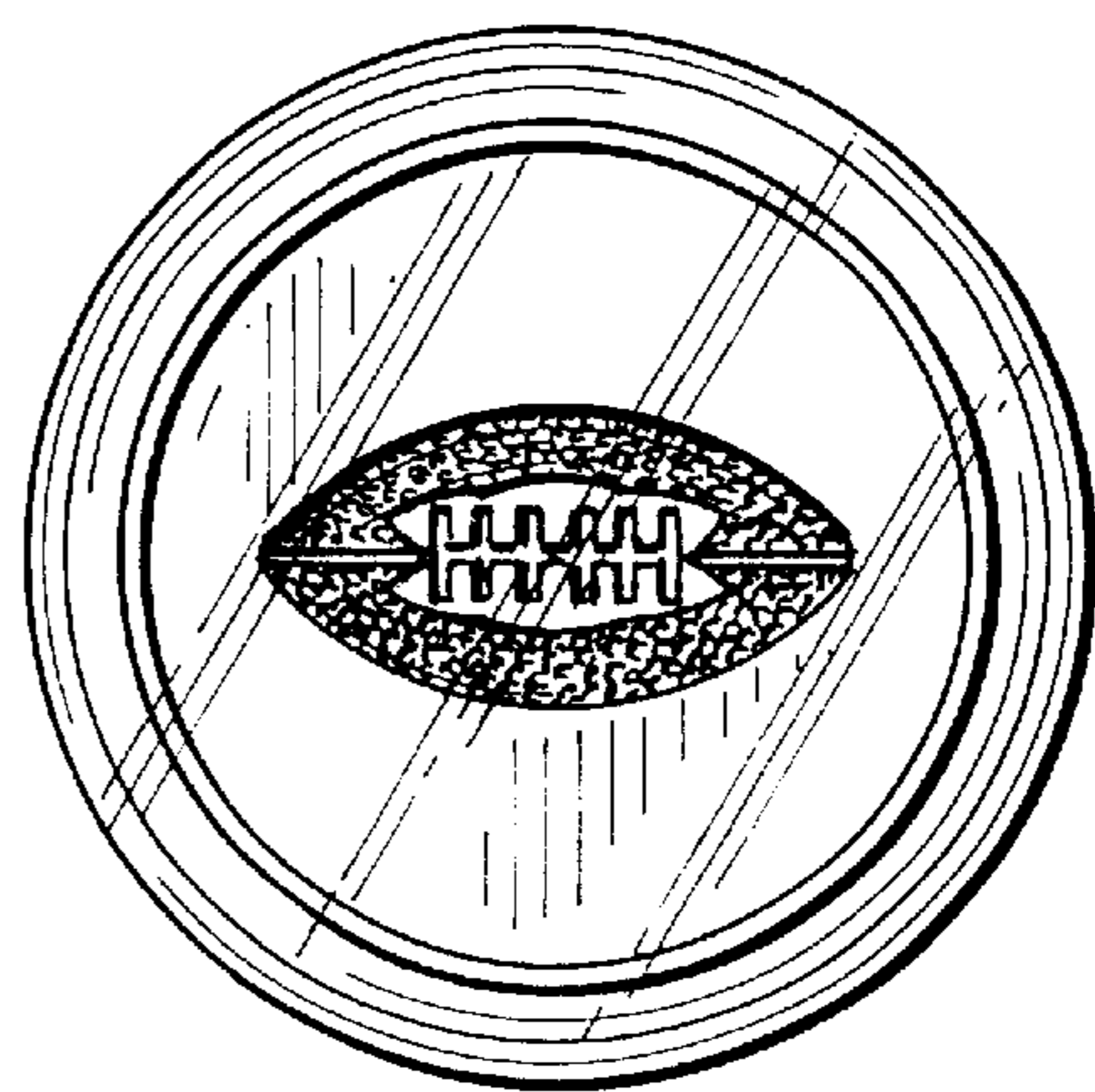


FIG. 4