



US00D454032S

(12) **United States Design Patent**
Xu

(10) **Patent No.:** **US D454,032 S**

(45) **Date of Patent:** **** Mar. 5, 2002**

(54) **UTILITY LIGHTER**

(75) **Inventor:** **Wen Xu, Zhejiang (CN)**

(73) **Assignee:** **Zreative Products, Inc., El Monte, CA (US)**

(**) **Term:** **14 Years**

(21) **Appl. No.:** **29/128,319**

(22) **Filed:** **Aug. 22, 2000**

(51) **LOC (7) Cl.** **07-99**

(52) **U.S. Cl.** **D7/416; D27/154; D27/141**

(58) **Field of Search** **D7/416, 417; D27/139, D27/141, 154, 155, 160, 148; 431/345, 153, 255, 131, 254; 131/240; 126/414, 25 B, 409; D26/43**

(56) **References Cited**

U.S. PATENT DOCUMENTS

D186,346 S	*	10/1959	Leighton	D7/416
D226,221 S	*	1/1973	Yoshinaga	D27/154
D233,528 S	*	11/1974	Racek	D27/154
D348,327 S	*	6/1994	Ichikawa	D27/154

D361,863 S	*	8/1995	Motobayashi	D27/154
D362,313 S	*	9/1995	Zeller	D26/43
D368,980 S	*	4/1996	Ichikawa	D27/141
D437,085 S	*	1/2001	Lee	D27/141
D440,008 S	*	4/2001	Xu	D27/148
D447,596 S	*	9/2001	Xu	D27/141
D447,597 S	*	9/2001	Sinha et al.	D27/154

* cited by examiner

Primary Examiner—M. N. Pandozzi

(74) *Attorney, Agent, or Firm*—Raymond Y. Chan; David & Raymond Patent Group

(57) **CLAIM**

The ornamental design for a utility lighter, as shown.

DESCRIPTION

FIG. 1 is a perspective view showing my new design.
FIG. 2 is a front view thereof.
FIG. 3 is a rear view thereof.
FIG. 4 is a left end view thereof.
FIG. 5 is a right view thereof.
FIG. 6 is a top view thereof; and,
FIG. 7 is a bottom view thereof.

1 Claim, 7 Drawing Sheets






FIG. 1




FIG. 2




FIG. 3



FIG. 4



FIG. 5




FIG. 6




FIG. 7