



US00D454024S

(12) **United States Design Patent**
Kling

(10) **Patent No.:** **US D454,024 S**

(45) **Date of Patent:** **** Mar. 5, 2002**

(54) **GLASS POT WITH HANDLE AND LID**

(75) Inventor: **Bjorn Kling**, Frankfurt (DE)

(73) Assignee: **Braun GmbH** (DE)

(**) Term: **14 Years**

(21) Appl. No.: **29/131,869**

(22) Filed: **Oct. 30, 2000**

(30) **Foreign Application Priority Data**

Jun. 29, 2000 (XH) DMA/004 962

(51) **LOC (7) Cl.** **07-01**

(52) **U.S. Cl.** **D7/318; D7/317**

(58) **Field of Search** D7/316, 317, 318,
D7/319, 600, 300, 312, 322, 309, 310,
311; 99/307, 280, 283, 295, 285; 222/188,
144.5, 475; 215/12.1; 220/300

(56) **References Cited**

U.S. PATENT DOCUMENTS

D237,241 S * 10/1975 Cummings D7/318
D369,058 S * 4/1996 Simmons D7/319

D391,439 S * 3/1998 Mork et al. D7/309
D411,404 S * 6/1999 Littmann D7/319
D413,479 S * 9/1999 Mork et al. D7/309
D442,014 S * 5/2001 Haring et al. D7/319
D446,987 S * 8/2001 Bureaux D7/309
D447,903 S * 9/2001 Lin D7/309
D447,904 S * 9/2001 Kling D7/309

* cited by examiner

Primary Examiner—M. N. Pandozzi

(74) *Attorney, Agent, or Firm*—Fish & Richardson P.C.

(57) **CLAIM**

The ornamental design for a glass pot with handle and lid, as shown and described.

DESCRIPTION

FIG. 1 is a front perspective view of the glass pot;
FIG. 2 is a left side view of the glass pot;
FIG. 3 is a right side view of the glass pot;
FIG. 4 is a back view of the glass pot;
FIG. 5 is a front view of the glass pot;
FIG. 6 is a top view of the glass pot; and,
FIG. 7 is a bottom view of the glass pot.

1 Claim, 4 Drawing Sheets





FIG. 1




FIG. 2



FIG. 3




FIG. 4




FIG. 5

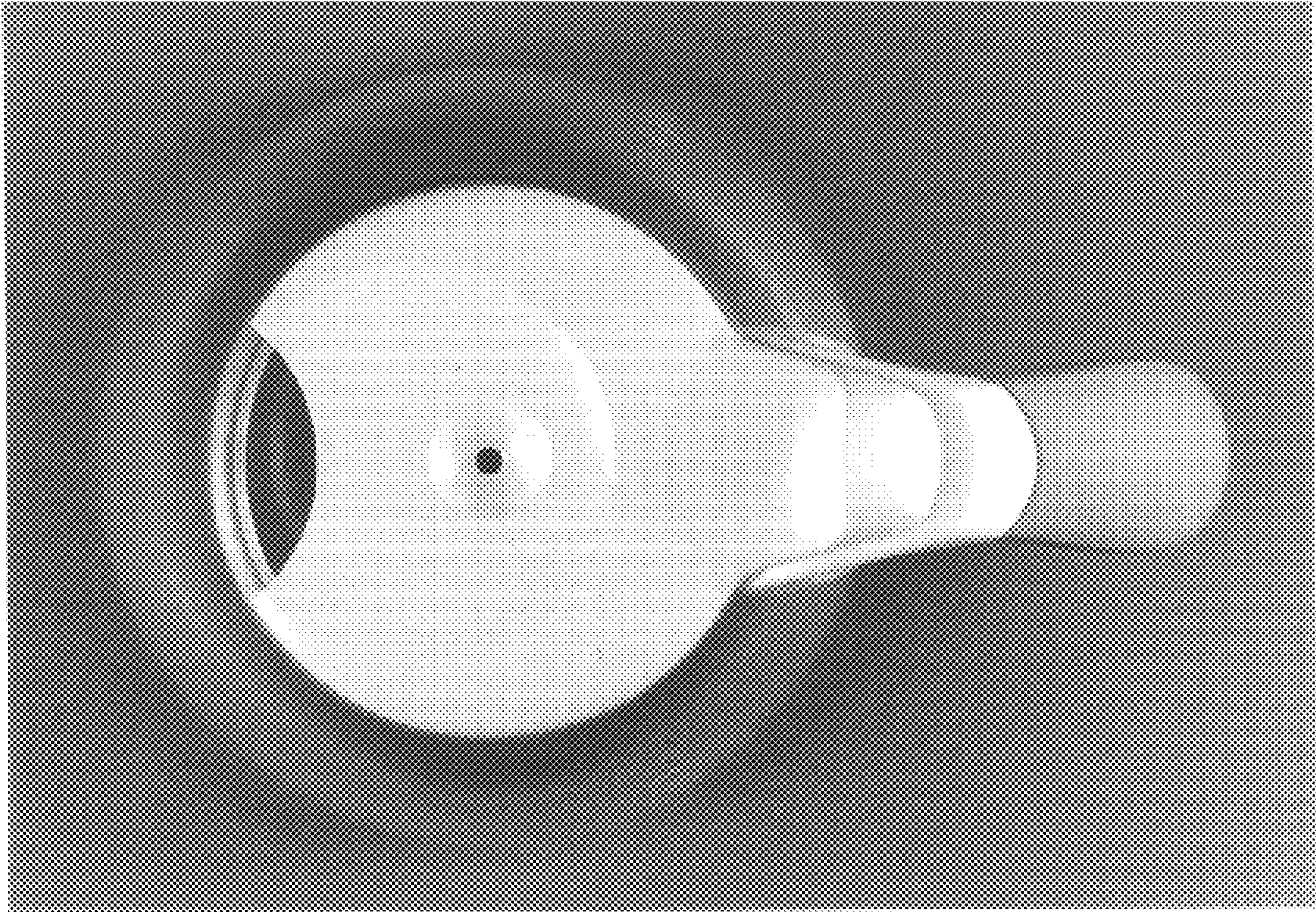


FIG. 6




FIG. 7