



US00D454010S

(12) **United States Design Patent**
Hutton

(10) **Patent No.:** **US D454,010 S**

(45) **Date of Patent:** **** Mar. 5, 2002**

(54) **ARM CHAIR**

(76) **Inventor:** **John Hutton**, 36 DeForest Ave., West Islip, NY (US) 11795

(**) **Term:** **14 Years**

(21) **Appl. No.:** **29/133,737**

(22) **Filed:** **Dec. 5, 2000**

(51) **LOC (7) Cl.** **06-01**

(52) **U.S. Cl.** **D6/379**

(58) **Field of Search** D6/334, 335, 374,
D6/375, 379, 380, 500, 501, 502; 297/445.1,
446.1

(56) **References Cited**

U.S. PATENT DOCUMENTS

D76,860 S	*	11/1928	Faris	D6/379
D84,860 S	*	8/1931	Tucker	D6/379
D94,778 S	*	3/1935	Raventos	D6/380
D102,916 S	*	1/1937	Powell	D6/379
D236,304 S	*	8/1975	Fisher	D6/334

D336,793 S * 6/1993 Claman D6/379

D369,919 S * 5/1996 Lenger D6/379 X

D384,826 S * 10/1997 Hutton D6/334

* cited by examiner

Primary Examiner—Gary D. Watson

(74) *Attorney, Agent, or Firm*—Darby & Darby

(57) **CLAIM**

The ornamental design for an arm chair, as shown and described.

DESCRIPTION

FIG. 1 is a perspective view of a chair showing my new design;

FIG. 2 is a right side elevational view, the left side being a mirror image thereof;

FIG. 3 is a front elevational view;

FIG. 4 is a rear elevational view;

FIG. 5 is a top plan view; and,

FIG. 6 is a bottom plan view.

1 Claim, 3 Drawing Sheets




Figure 1

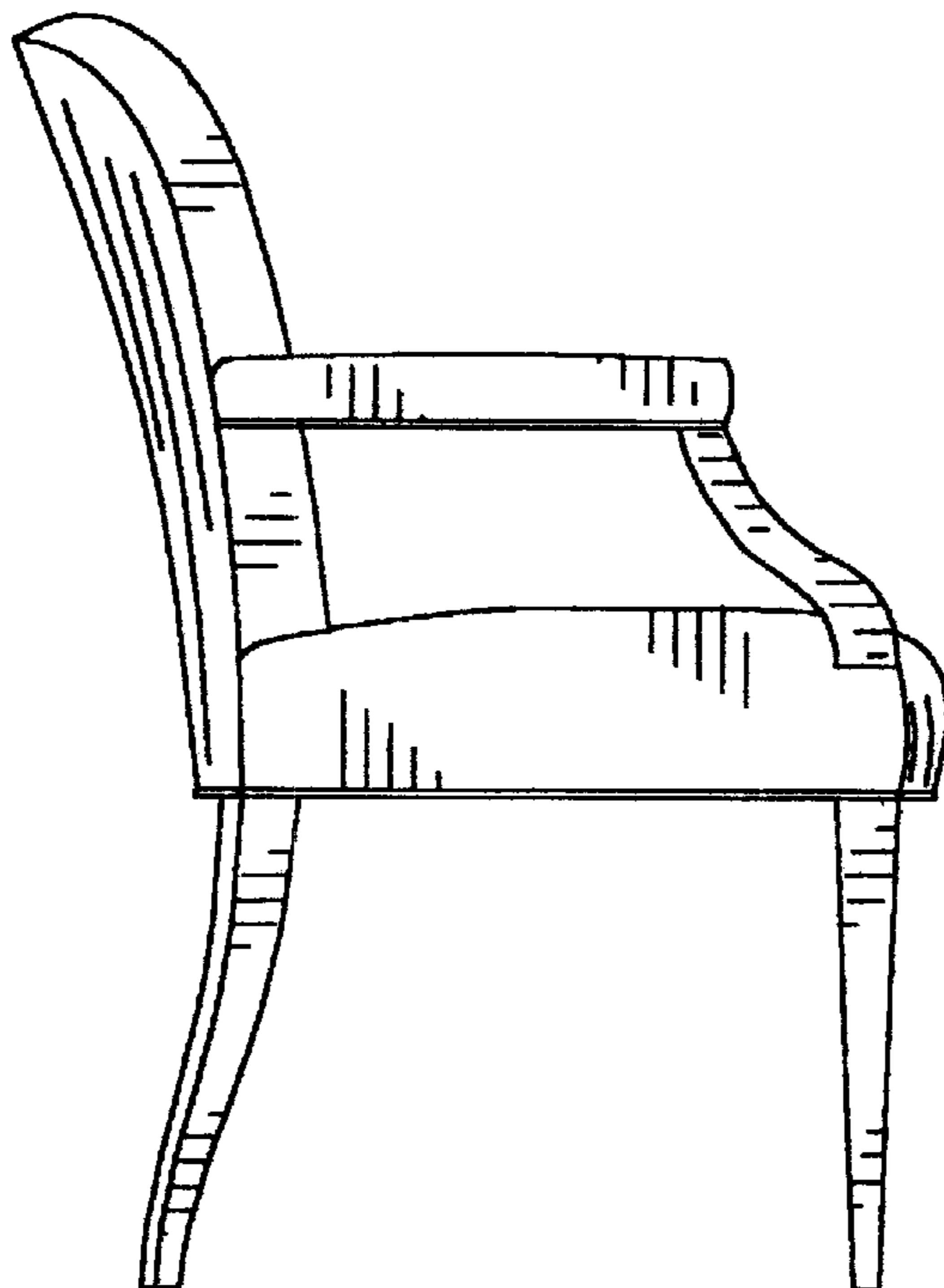



Figure 2

Figure 3

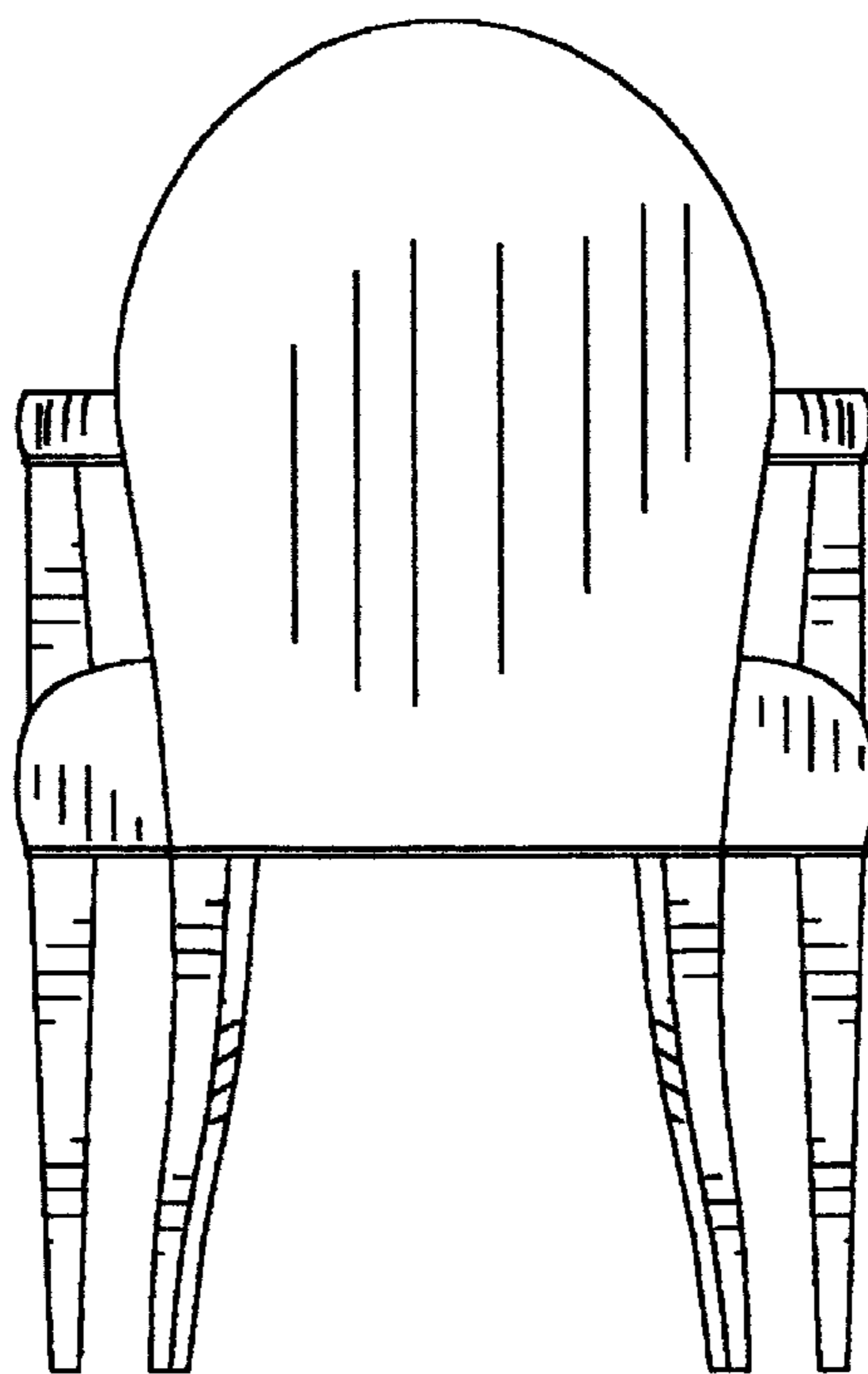
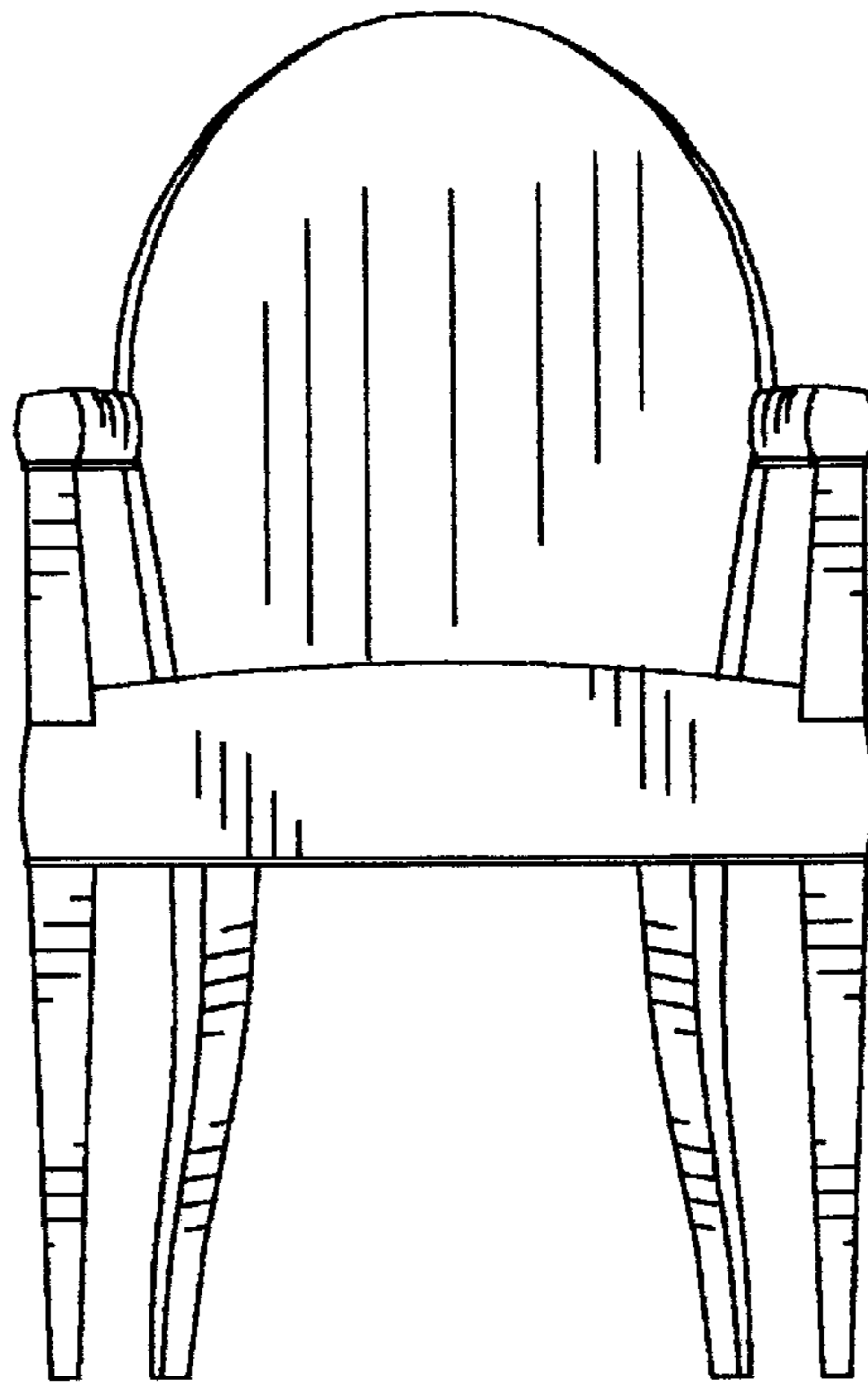


Figure 4

Figure 5

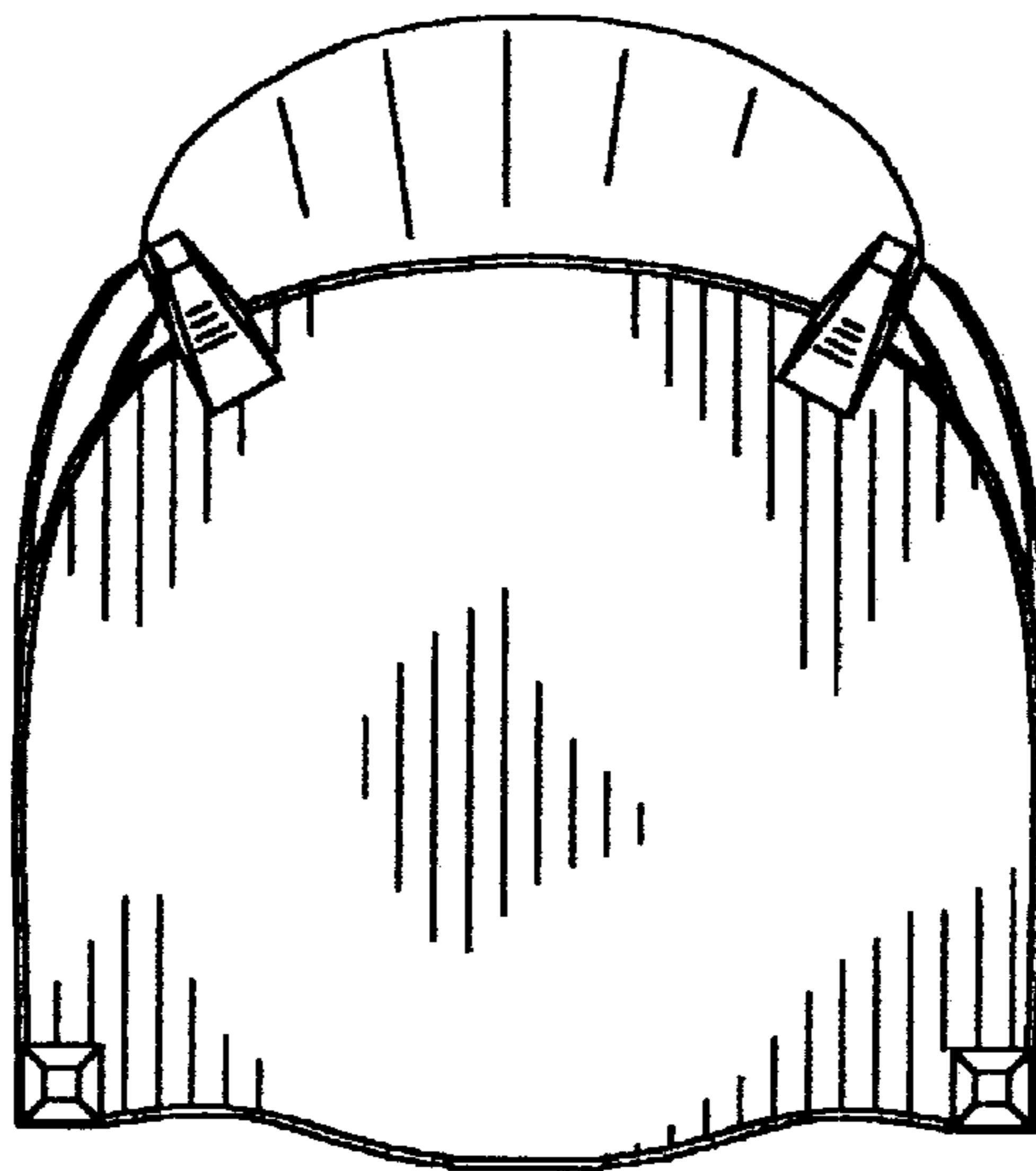



Figure 6