



US00D454004S

(12) **United States Design Patent**
Naghibi

(10) **Patent No.:** **US D454,004 S**

(45) **Date of Patent:** **** Mar. 5, 2002**

(54) **BRISTLE FOR A BRUSH**

6,003,525 A 12/1999 Katz
6,045,911 A 4/2000 Legrand et al.
6,094,769 A 8/2000 Driesen et al.

(75) Inventor: **Moosa Naghibi**, London (GB)

(73) Assignee: **E. I. du Pont de Nemours & Co.**,
Wilmington, DE (US)

(**) Term: **14 Years**

(21) Appl. No.: **29/108,705**

(22) Filed: **Aug. 2, 1999**

(51) **LOC (7) Cl.** **04-01**

(52) **U.S. Cl.** **D4/136**

(58) **Field of Search** D4/136, 199; D11/117,
D11/119, 121; D24/194; D28/34; 15/110,
159.1, 160, 188, 207.2, DIG. 6; 132/320,
901; 601/136, 137, 139

FOREIGN PATENT DOCUMENTS

BE	687 272	3/1967
DE	11 40 901 B	12/1962
DE	3116189	* 12/1982
DE	85 22 986 U	11/1985
DE	195 33 815 A	3/1997
DE	196 40 852 A	4/1998
EP	0475314	3/1992
GB	908466	10/1962
GB	1098357	1/1968
GB	1129377	10/1968
GB	2327599	2/1999
IT	345241	12/1936
WO	WO 97/01974	* 1/1997
WO	WO 97/09906	3/1997
WO	WO 97/38603	10/1997
WO	WO 99/55195	11/1999

(56) **References Cited**

U.S. PATENT DOCUMENTS

877,324 A	*	1/1908	Gilbert	15/160 X
2,110,371 A		3/1938	Radford	
2,734,329 A		2/1956	Fogle	
2,806,476 A		9/1957	Thompson	
3,422,176 A		1/1969	Jamison	
3,567,569 A		3/1971	Ono et al.	
3,592,727 A		7/1971	Weaver et al.	
3,691,748 A		9/1972	Buzano	
4,059,950 A		11/1977	Negishi et al.	
4,295,832 A		10/1981	Karell	
4,373,541 A		2/1983	Nishioka	15/167.1
4,493,126 A		1/1985	Uy	15/186
4,545,393 A		10/1985	Gueret et al.	
4,610,926 A		9/1986	Tezuka	
4,902,230 A		2/1990	Jones	
5,208,108 A		5/1993	Russell et al.	
5,460,883 A		10/1995	Barber, Jr. et al.	
5,545,480 A		8/1996	Lalani	
5,626,961 A		5/1997	Aneja	
5,731,084 A		3/1998	Smith	
5,816,728 A		10/1998	Nardolillo et al.	
5,845,652 A		12/1998	Tseng et al.	

OTHER PUBLICATIONS

Provisional Application No. 60/142,772 filed Jul. 8, 1999.

* cited by examiner

Primary Examiner—Alan P. Douglas

Assistant Examiner—Lavone Tabor

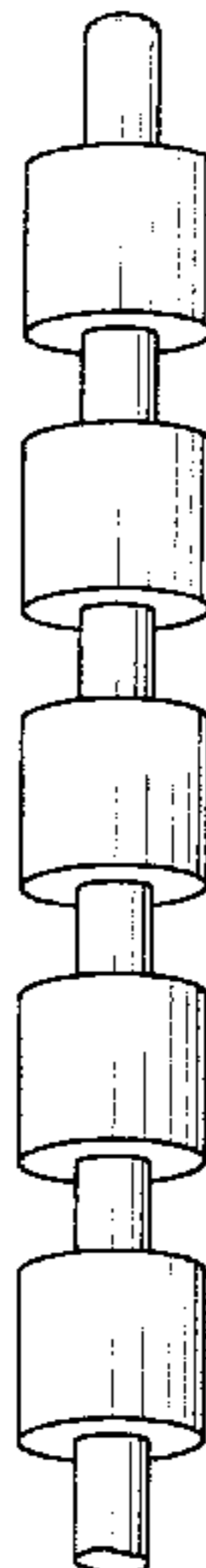
(57) **CLAIM**

The ornamental design for a bristle for a brush, as shown and described.

DESCRIPTION

FIG. 1 is a perspective view of a bristle for a brush showing my new design;
FIG. 2 is an elevation view thereof;
FIG. 3 is a top plan view thereof; and,
FIG. 4 is a bottom plan view thereof.
The bottom end of the bristle is shown broken away to indicate indeterminate length.

1 Claim, 1 Drawing Sheet



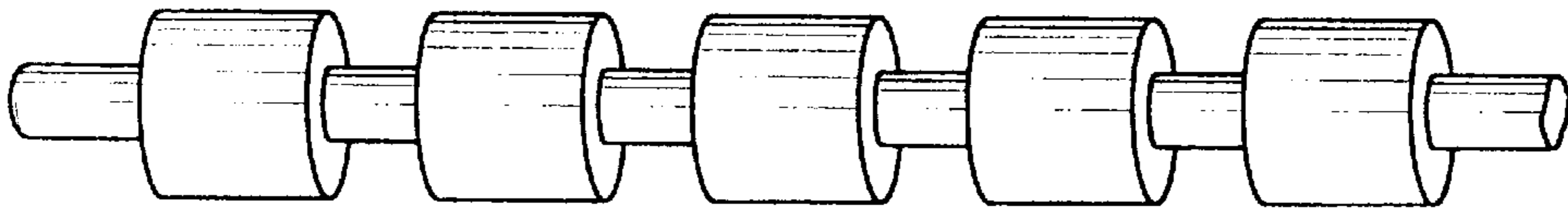


FIG. 1




FIG. 2

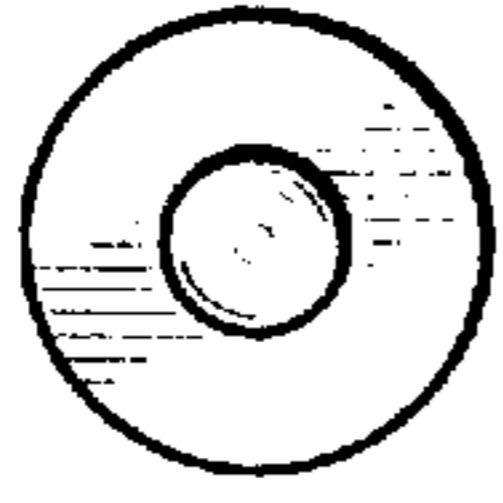


FIG. 3

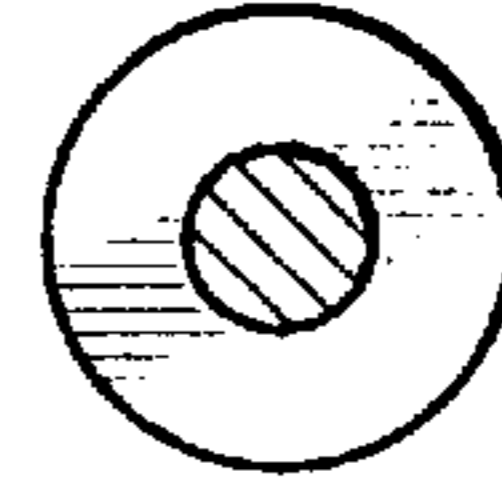


FIG. 4