



US00D454003S

(12) **United States Design Patent**
Saxon

(10) **Patent No.:** **US D454,003 S**

(45) **Date of Patent:** **** Mar. 5, 2002**

(54) **CONDENSER TUBE CLEANER**

(75) **Inventor:** **Edward G. Saxon, Oakmont, PA (US)**

(73) **Assignee:** **Conco Systems, Inc., Verona, PA (US)**

(**) **Term:** **14 Years**

(21) **Appl. No.:** **29/147,851**

(22) **Filed:** **Sep. 6, 2001**

(51) **LOC (7) Cl.** **04-01**

(52) **U.S. Cl.** **D4/131; D4/102**

(58) **Field of Search** **D4/100, 102, 121, D4/128, 131; 15/22.1, 23, 25, 27, 104.9, 104.095, 104.16, 104.2, 206; D8/70**

(56) **References Cited**

U.S. PATENT DOCUMENTS

1,218,005 A	3/1917	Schlemmer	15/104.16
1,392,105 A	9/1921	Bergesen, Sr.	15/104.061
D134,303 S	* 11/1942	Hoerle	D4/121
3,270,360 A	* 9/1966	Kropp	15/22.1
3,319,710 A	5/1967	Heeren et al.	165/95
3,384,915 A	5/1968	Rands	15/179
3,541,628 A	11/1970	Girard	15/104.061 X

4,281,432 A	8/1981	Saxon	15/104.061
4,643,248 A	2/1987	Voith et al.	165/95
4,850,071 A	* 7/1989	Lawrence	15/104.095
D322,017 S	* 12/1991	Van Allman et al.	D8/70
5,426,807 A	* 6/1995	Grimsley et al.	...	15/104.095 X
D396,348 S	* 7/1998	Chaves	D4/102
5,960,505 A	10/1999	Sanghoon et al.	15/104.061

* cited by examiner

Primary Examiner—Alan P. Douglas

Assistant Examiner—Lavone Tabor

(74) *Attorney, Agent, or Firm*—Armstrong, Westerman & Hattori, LLP

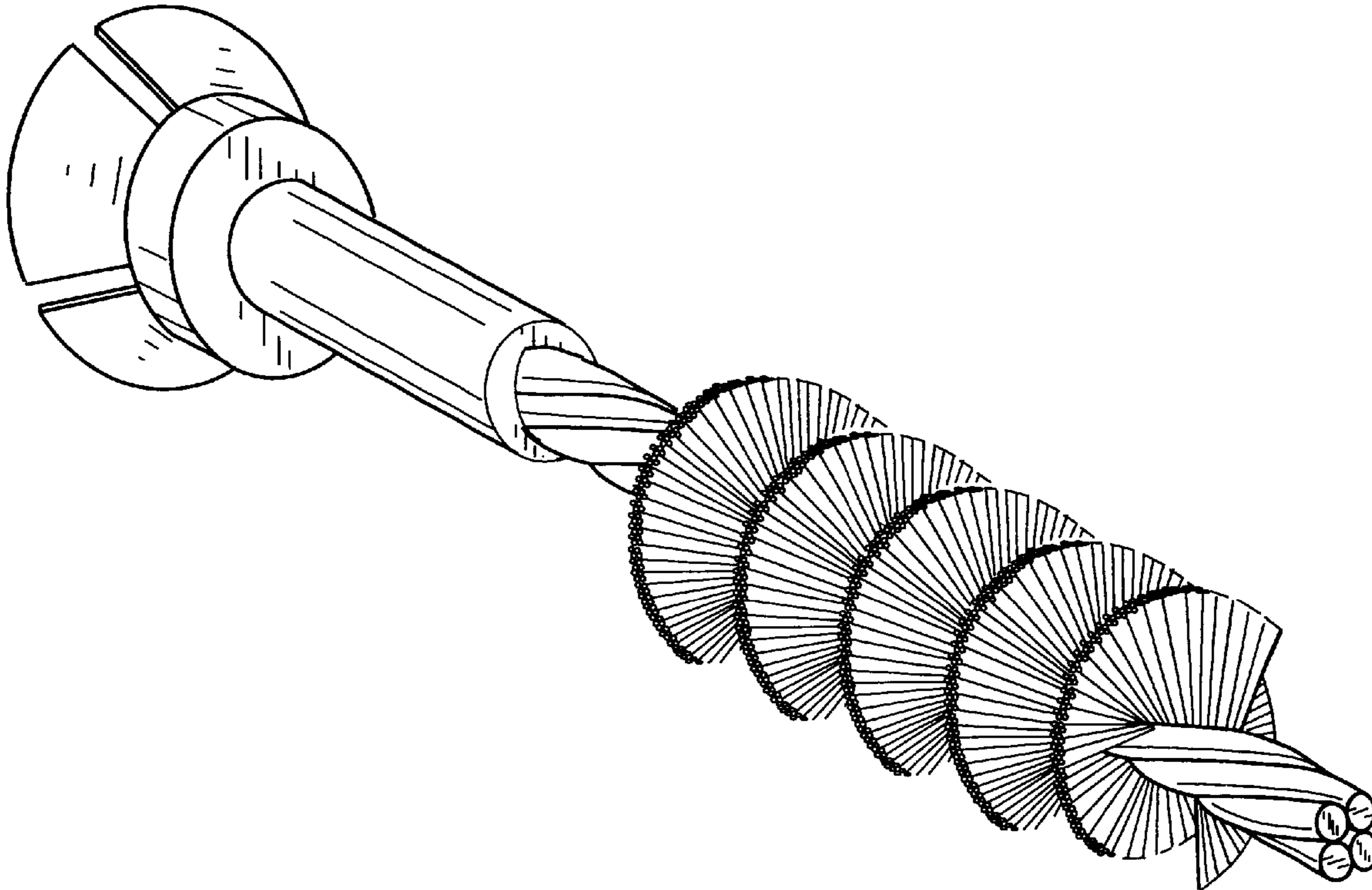
(57) **CLAIM**

The ornamental design for a condenser tube cleaner, as shown.

DESCRIPTION

FIG. 1 is a perspective view of the condenser tube cleaner; FIG. 2 is a front view thereof; FIG. 3 is a rear view thereof; FIG. 4 is a side view thereof; and, FIG. 5 is a side view similar to FIG. 4, rotated 90° about the longitudinal axis of the shaft of the condenser tube cleaner.

1 Claim, 3 Drawing Sheets



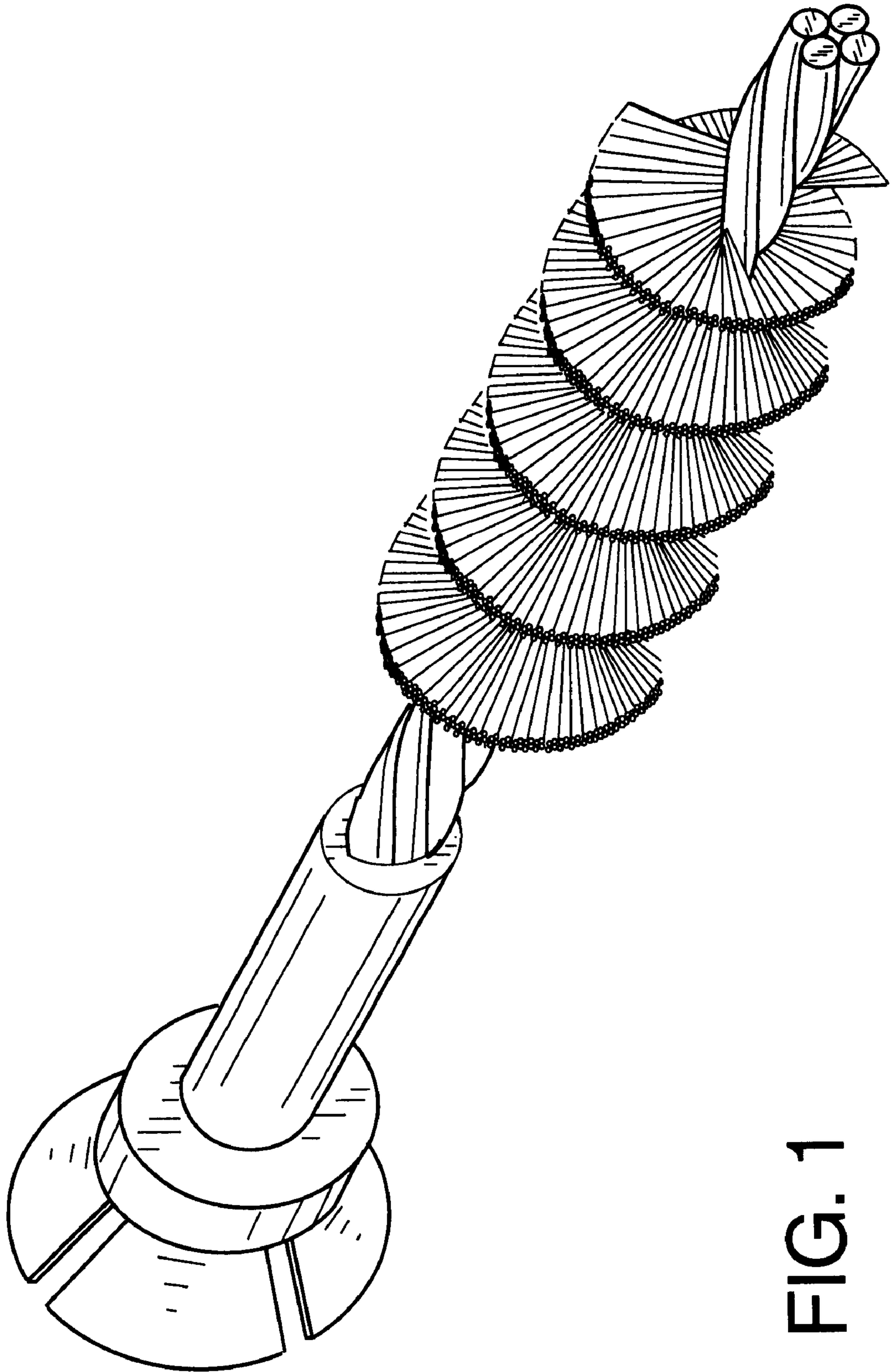


FIG. 1

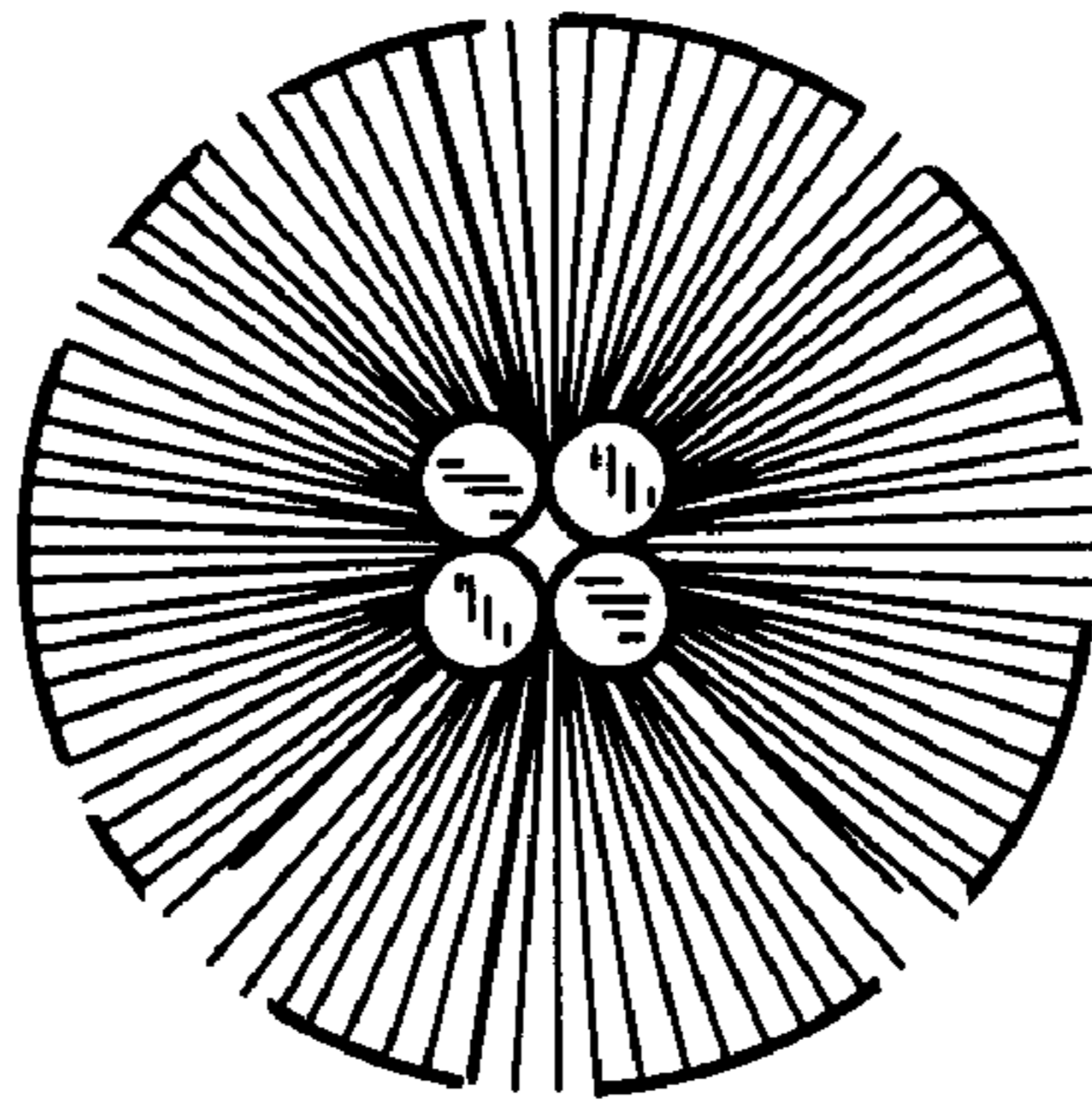


FIG. 2

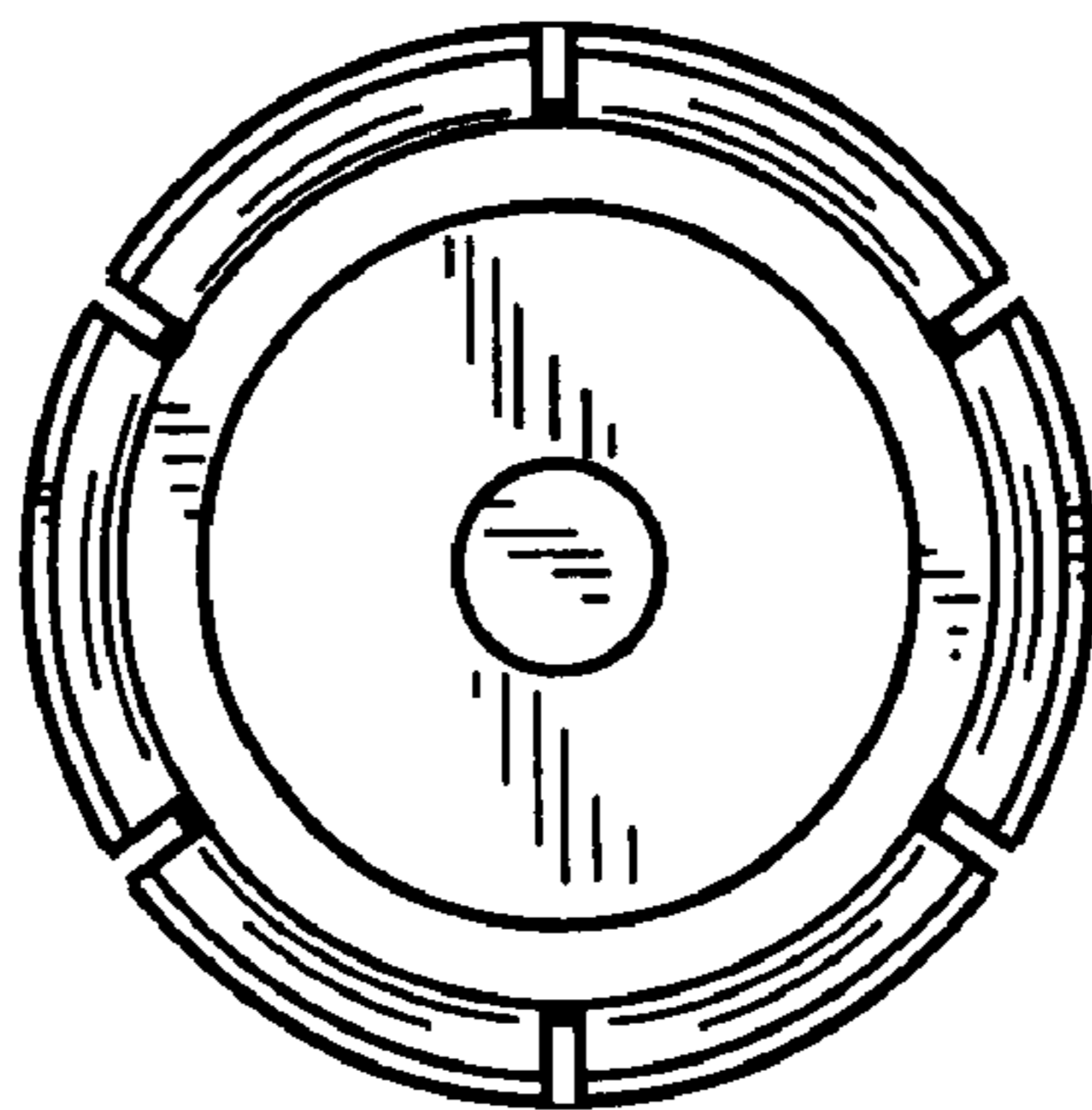


FIG. 3

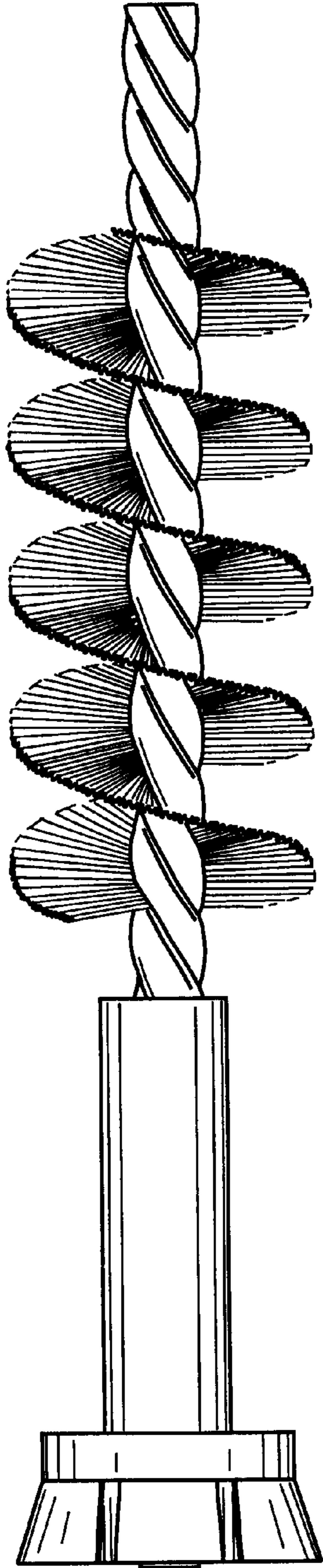


FIG. 4

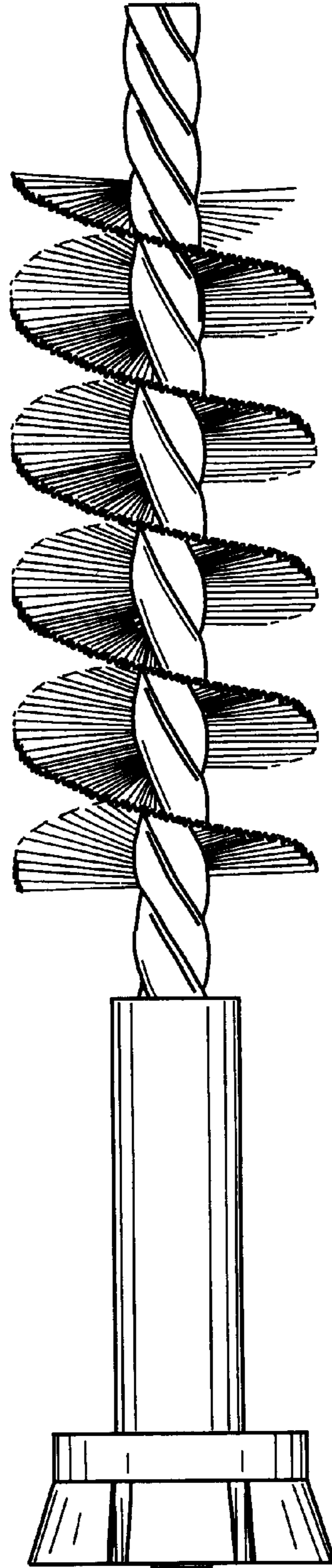


FIG. 5