



US00D453996S

(12) **United States Design Patent**  
**Kling et al.**

(10) **Patent No.:** **US D453,996 S**

(45) **Date of Patent:** **\*\* Mar. 5, 2002**

(54) **BATTERY TOOTHBRUSH**

D411,769 S \* 7/1999 Wright ..... D4/101  
D440,776 S \* 4/2001 Hartwein et al. .... D4/101

(75) Inventors: **Björn Kling; Duy Phong Vu**, both of  
Frankfurt am Main (DE)

**FOREIGN PATENT DOCUMENTS**

(73) Assignee: **Braun GmbH** (DE)

JP 8-322642 \* 12/1996 ..... A46B/15/00

(\*\*) Term: **14 Years**

\* cited by examiner

(21) Appl. No.: **29/136,718**

*Primary Examiner*—Alan P. Douglas

*Assistant Examiner*—Lavone Tabor

(22) Filed: **Feb. 6, 2001**

(74) *Attorney, Agent, or Firm*—Fish & Richardson, P.C.

(30) **Foreign Application Priority Data**

(57) **CLAIM**

Aug. 17, 2000 (XH) ..... DMA/004 999

The ornamental design for a battery toothbrush, as shown and described.

(51) **LOC (7) Cl.** ..... **28-03**

**DESCRIPTION**

(52) **U.S. Cl.** ..... **D4/101; D4/111**

(58) **Field of Search** ..... D4/101, 104–112,  
D4/127, 132, 134, 138; 15/22.1, 28–29,  
167.1, DIG. 5; 132/308, 311; 16/430; 601/142

FIG. 1 is a perspective view of a battery toothbrush from above, showing our design;

FIG. 2 is a front view of the appliance of FIG. 1;

FIG. 3 is a right-side view of the appliance of FIG. 2;

FIG. 4 is a left-side view of the appliance of FIG. 2;

FIG. 5 is a rear view of the appliance of FIG. 2;

FIG. 6 is a top plan view of the appliance of FIG. 2; and,


FIG. 7 is a bottom plan view of the appliance of FIG. 2.

(56) **References Cited**

**U.S. PATENT DOCUMENTS**

D361,433 S \* 8/1995 Yang ..... D4/101  
D387,908 S \* 12/1997 Stützer et al. .... D4/101  
D388,958 S \* 1/1998 Hartwein ..... D4/101

**1 Claim, 4 Drawing Sheets**



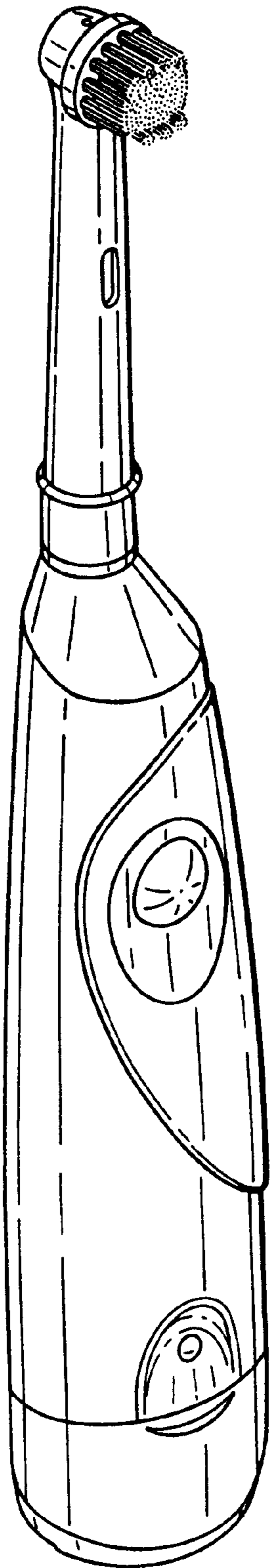


Fig. 1

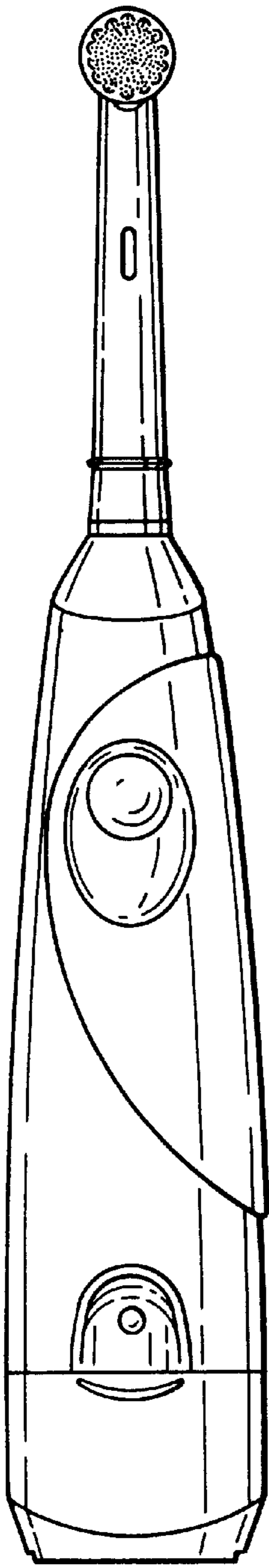


Fig. 2

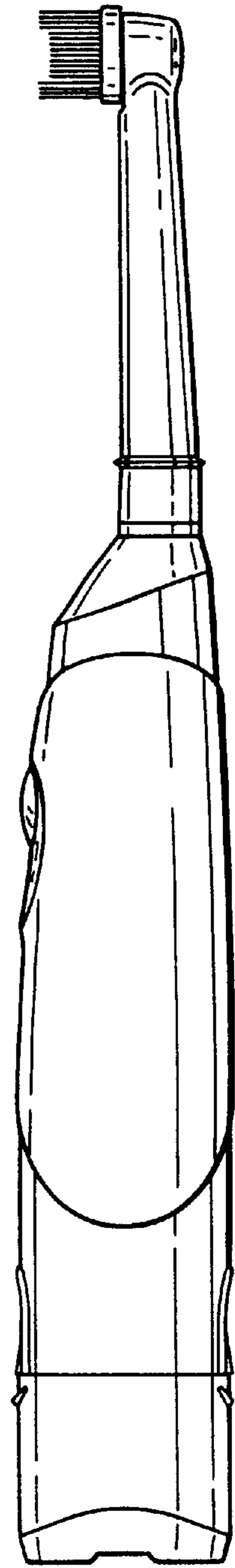


Fig. 3

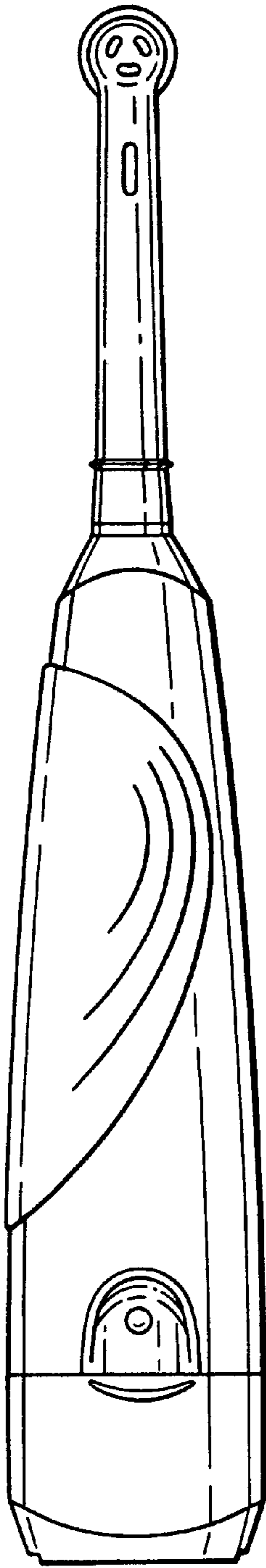


Fig. 5

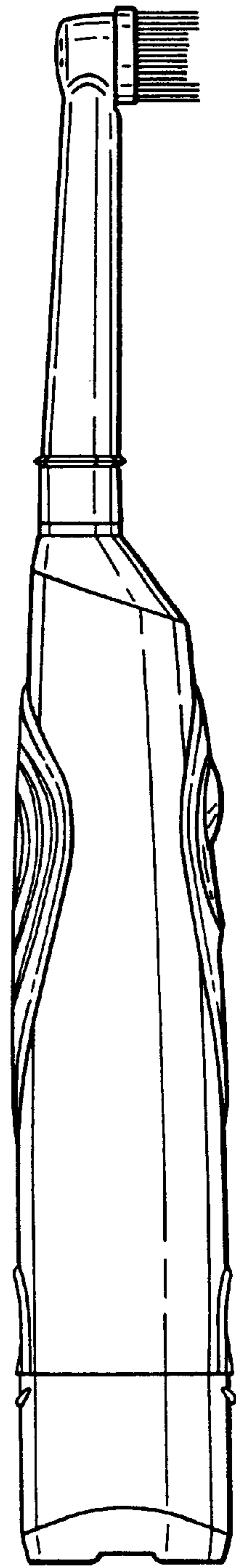


Fig. 4

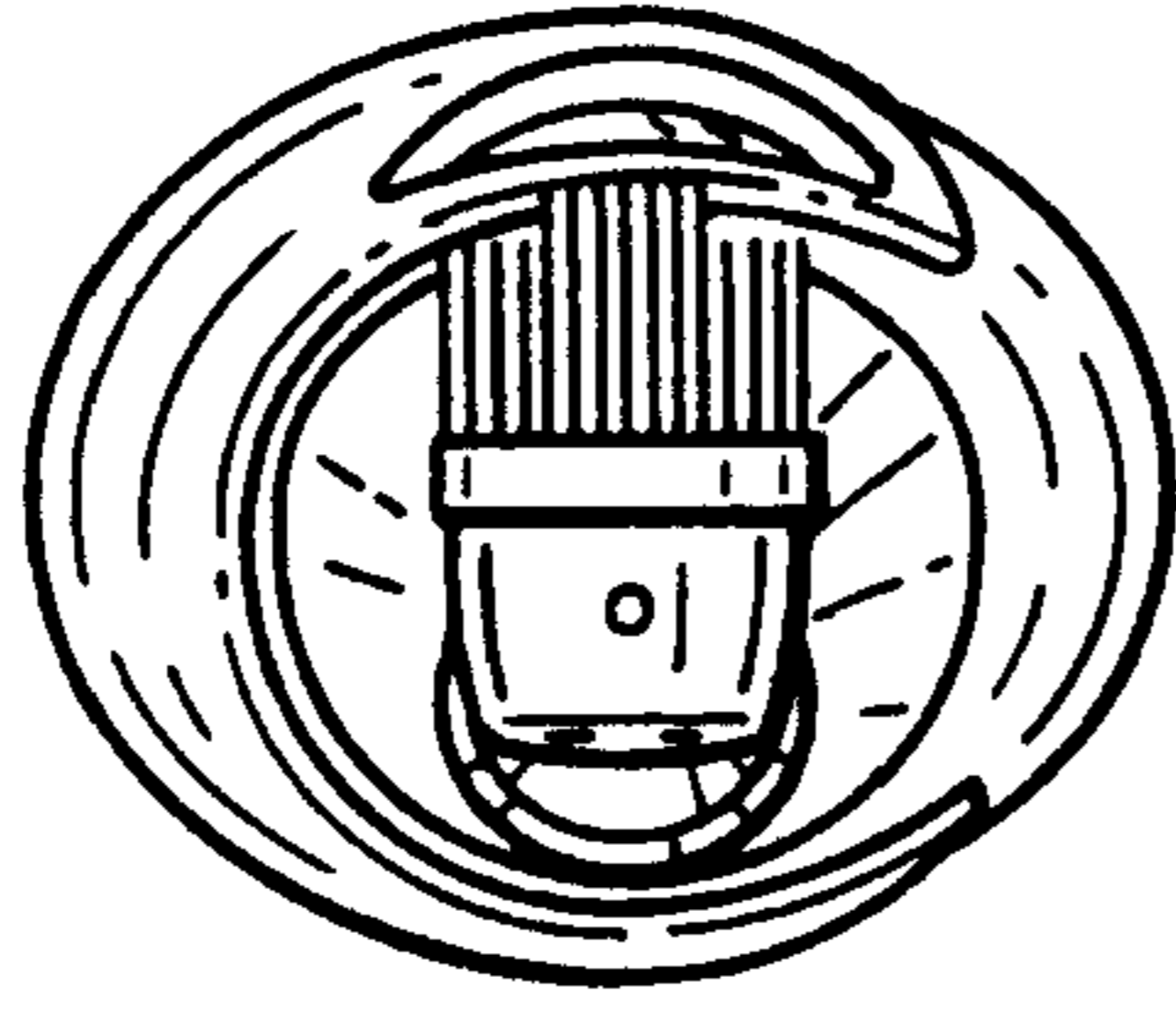


Fig. 6

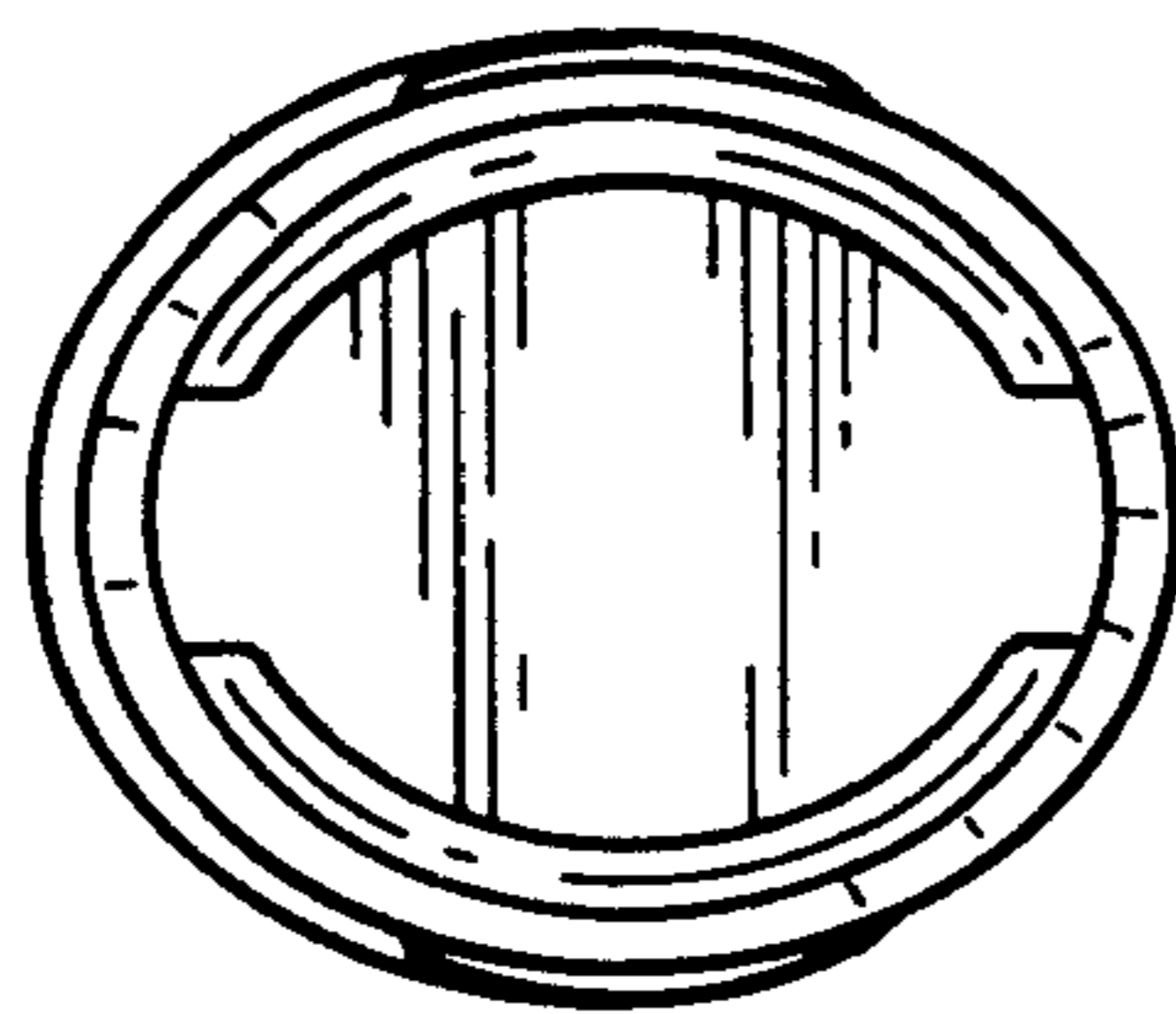


Fig. 7