



US00D453991S

(12) **United States Design Patent**
Trybus

(10) **Patent No.:** **US D453,991 S**

(45) **Date of Patent:** **** Mar. 5, 2002**

(54) **NAIL FILE CARRYING CASE**

D447,285 S * 8/2001 Trybus D28/61

* cited by examiner

(76) **Inventor:** **Rebecca E Trybus**, 17749 County Rd.
448, Mount Dora, FL (US) 32757

Primary Examiner—Louis S. Zarfaz
Assistant Examiner—Monica A. Weingart

(**) **Term:** **14 Years**

(57) **CLAIM**

(21) **Appl. No.:** **29/145,031**

The ornamental design for a nail file carrying case, as shown and described.

(22) **Filed:** **Jul. 13, 2001**

DESCRIPTION

(51) **LOC (7) Cl.** **03-01**

(52) **U.S. Cl.** **D3/205**

(58) **Field of Search** D3/201, 205, 294,
D3/295; D4/108; D28/61, 77, 83; 132/73,
76.4, 76.5; 206/380, 579, 581

FIG. 1 is a front elevational view of the nail file carrying case of the present invention; the rear view being a mirror image thereof;

FIG. 2 is a left side elevational view of the nail file carrying case of FIG. 1;

FIG. 3 is a right side elevational view of the nail file carrying case of FIG. 1; and,

FIG. 4 is a top plan view of the nail file carrying case of FIG. 1; the bottom view being a mirror image thereof.



The hollow interior of the case as shown in FIGS. 2 and 3 is plain and unornamental and forms no part of the claimed design.

(56) **References Cited**

U.S. PATENT DOCUMENTS

1,434,442	A	*	11/1922	Kohn et al.	132/76.4
1,773,770	A	*	8/1930	Adam	132/73
2,376,946	A	*	5/1945	Stinson	132/76.5
D314,069	S	*	1/1991	Alger et al.	D28/61
5,349,969	A	*	9/1994	Price	132/76.4 X

1 Claim, 1 Drawing Sheet






FIG. 1

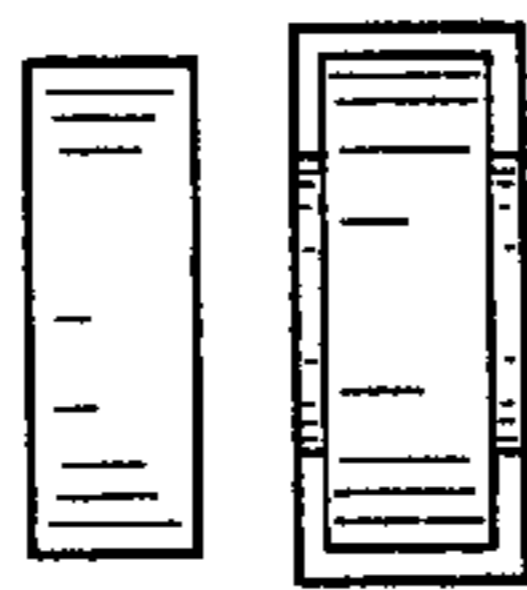


FIG. 2




FIG. 3

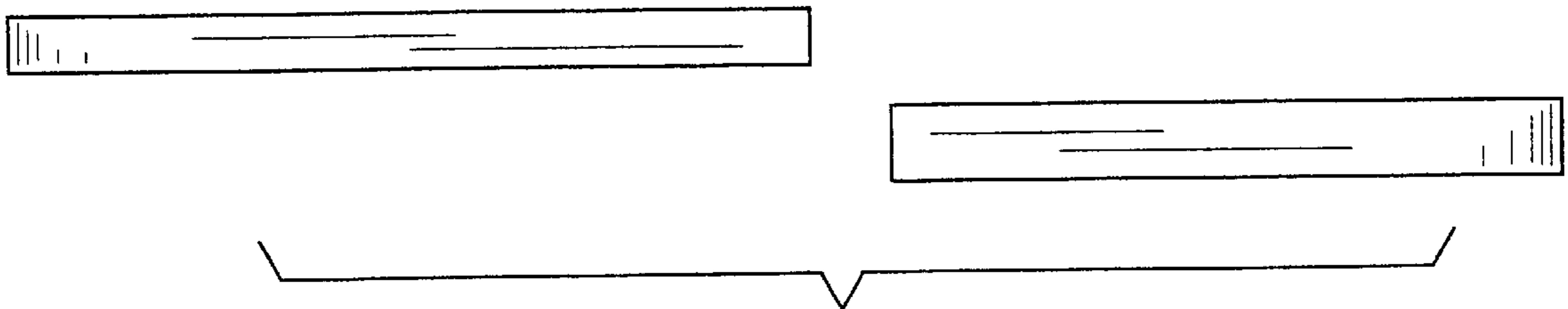


FIG. 4