



US00D453978S

(12) **United States Design Patent**
Park et al.

(10) **Patent No.:** **US D453,978 S**

(45) **Date of Patent:** **** Feb. 26, 2002**

(54) **RECTANGULAR SHAPED PET PRODUCT**

(76) Inventors: **Tiffany Park**, 1638 Barberry La., Mt. Prospect, IL (US) 60056; **Joseph M. Kornick**, 612 W. Belden, Chicago, IL (US) 60614

(**) Term: **14 Years**

(21) Appl. No.: **29/138,438**

(22) Filed: **Mar. 13, 2001**

(51) **LOC (7) Cl.** **30-99**

(52) **U.S. Cl.** **D30/160; D1/199**

(58) **Field of Search** **D30/160; D1/100, D1/106, 118, 120, 122, 125-128, 130, 199; 119/707-711; 426/104**

(56) **References Cited**

U.S. PATENT DOCUMENTS

D105,620 S	*	8/1937	Tanzi	D1/125
D121,470 S	*	7/1940	Fox	D1/120
D170,062 S	*	7/1953	Meilstrup	D1/199
D195,167 S	*	5/1963	Sena	D30/160
3,368,528 A	*	2/1968	Ganoe	119/709

3,476,086 A	*	11/1969	Verdol et al.	119/709
D391,737 S	*	3/1998	Wright	D1/125
D407,185 S	*	3/1999	Marcks	D1/106
D408,960 S	*	5/1999	Kauffman et al.	D1/125
D426,368 S	*	6/2000	Wencel, Jr. et al.	D1/120

* cited by examiner

Primary Examiner—Cathy Anne MacCormac
(74) *Attorney, Agent, or Firm*—Lee, Mann, Smith, McWilliams, Sweeney & Ohlson

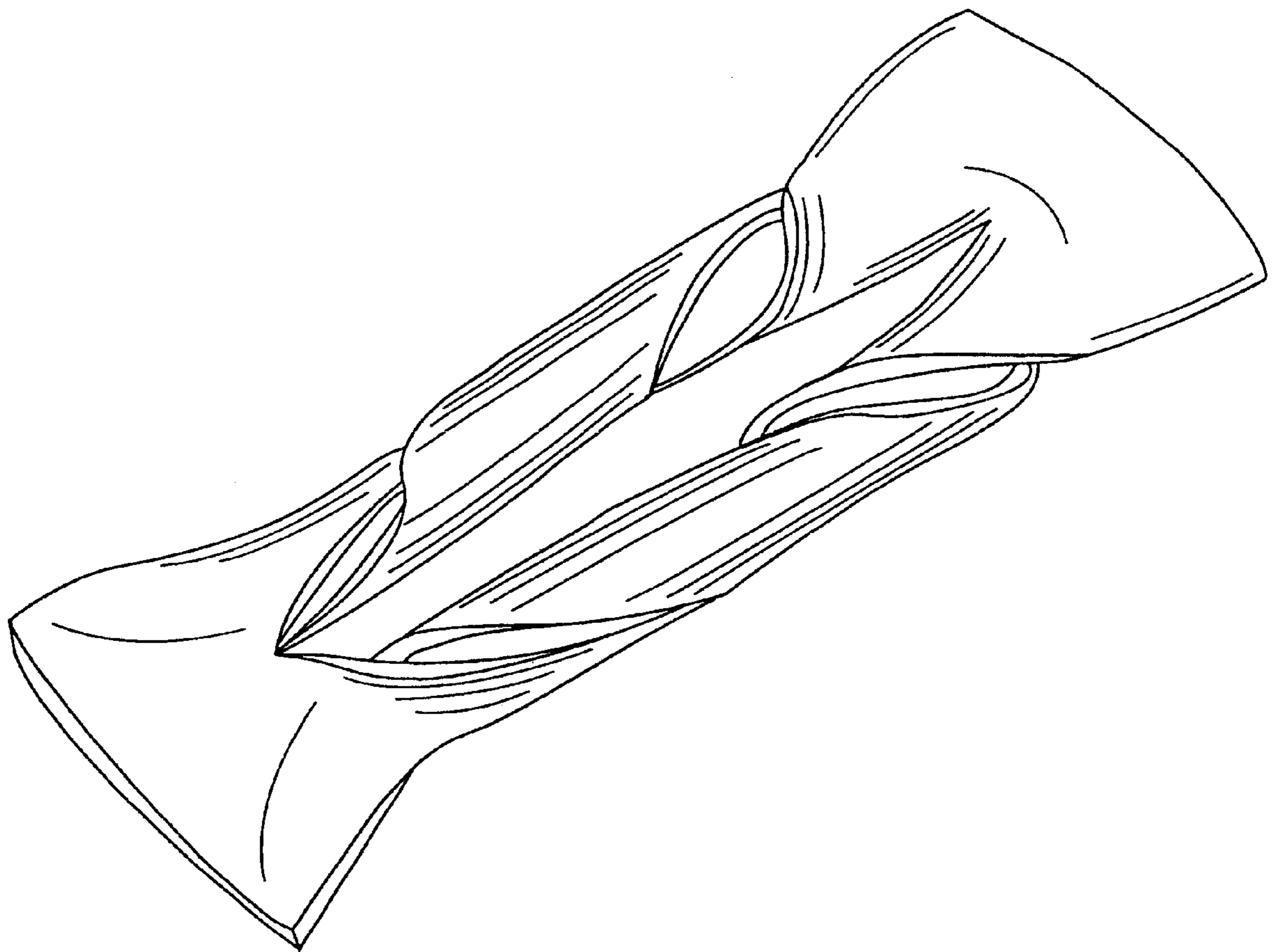
(57) **CLAIM**

The ornamental design for a rectangular shaped pet product, as shown and described.

DESCRIPTION

FIG. 1 is a bottom plan view of the invention; FIG. 2 is a right side elevational view of the invention; FIG. 3 is a perspective view of the invention; FIG. 4 is a rear elevational view of the invention; FIG. 5 is a left side elevational view of the invention; FIG. 6 is a top plan view of the invention; and, FIG. 7 is a front elevational view of the invention.

1 Claim, 2 Drawing Sheets



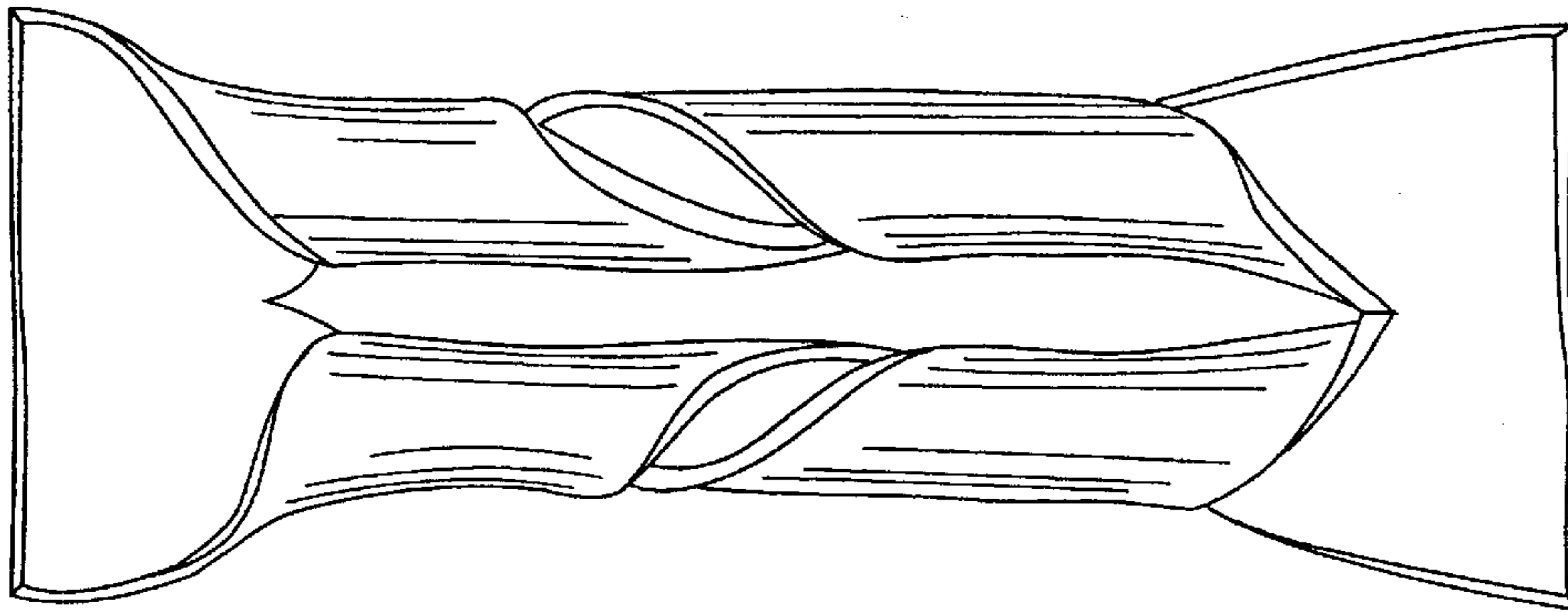


FIG. 1

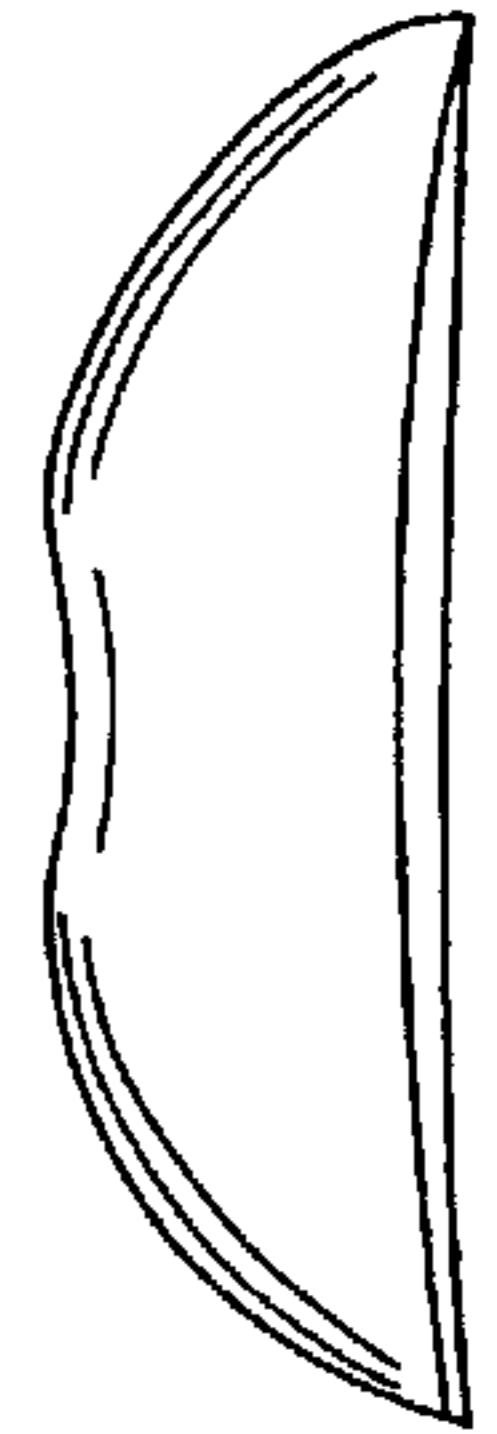


FIG. 2

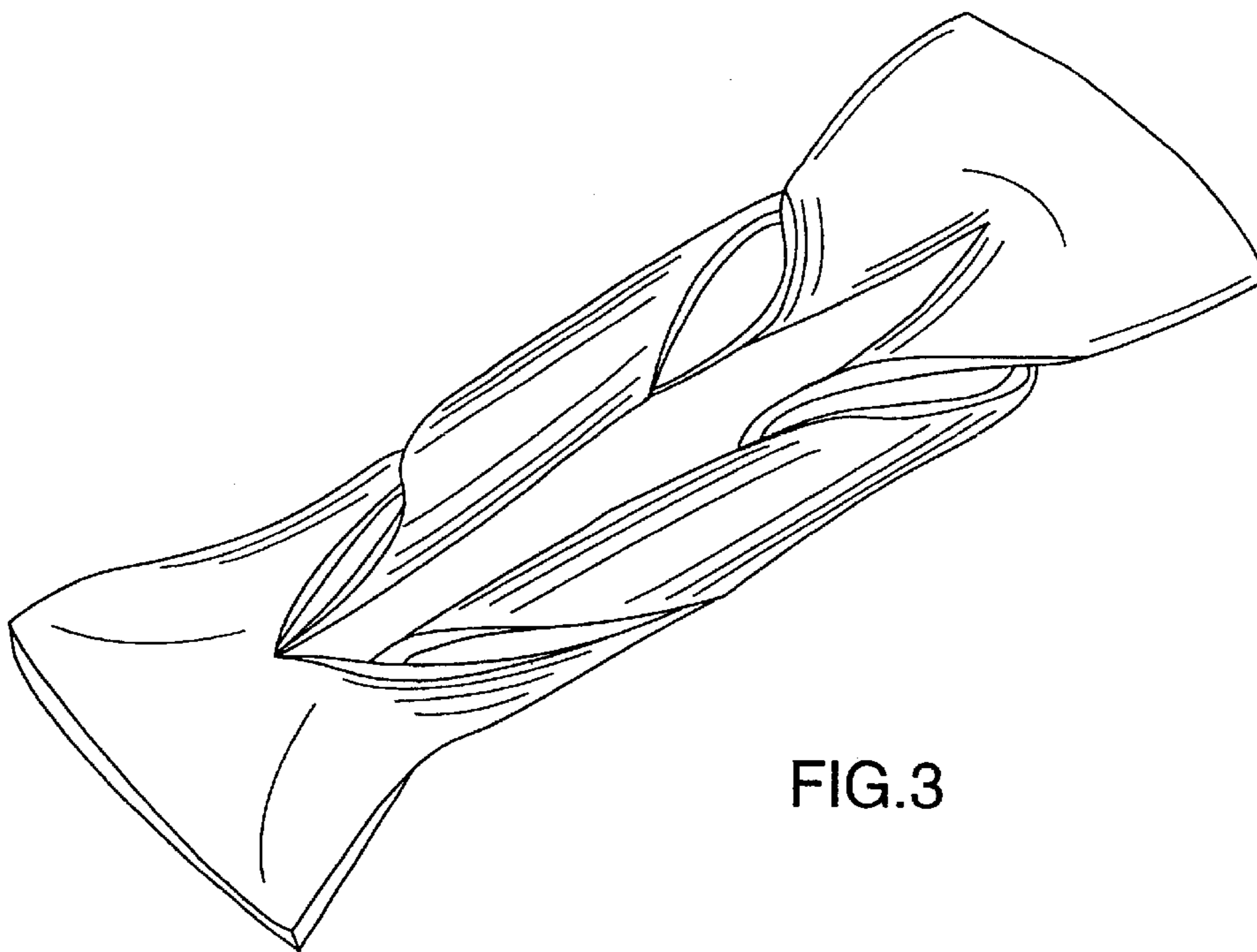


FIG. 3




FIG. 4

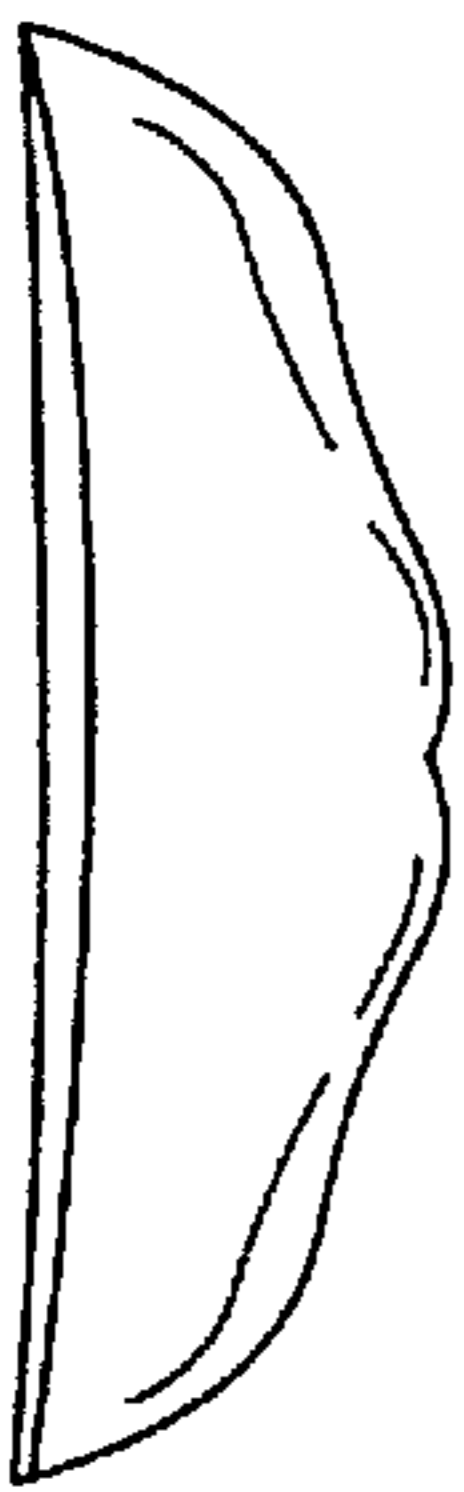


FIG. 5

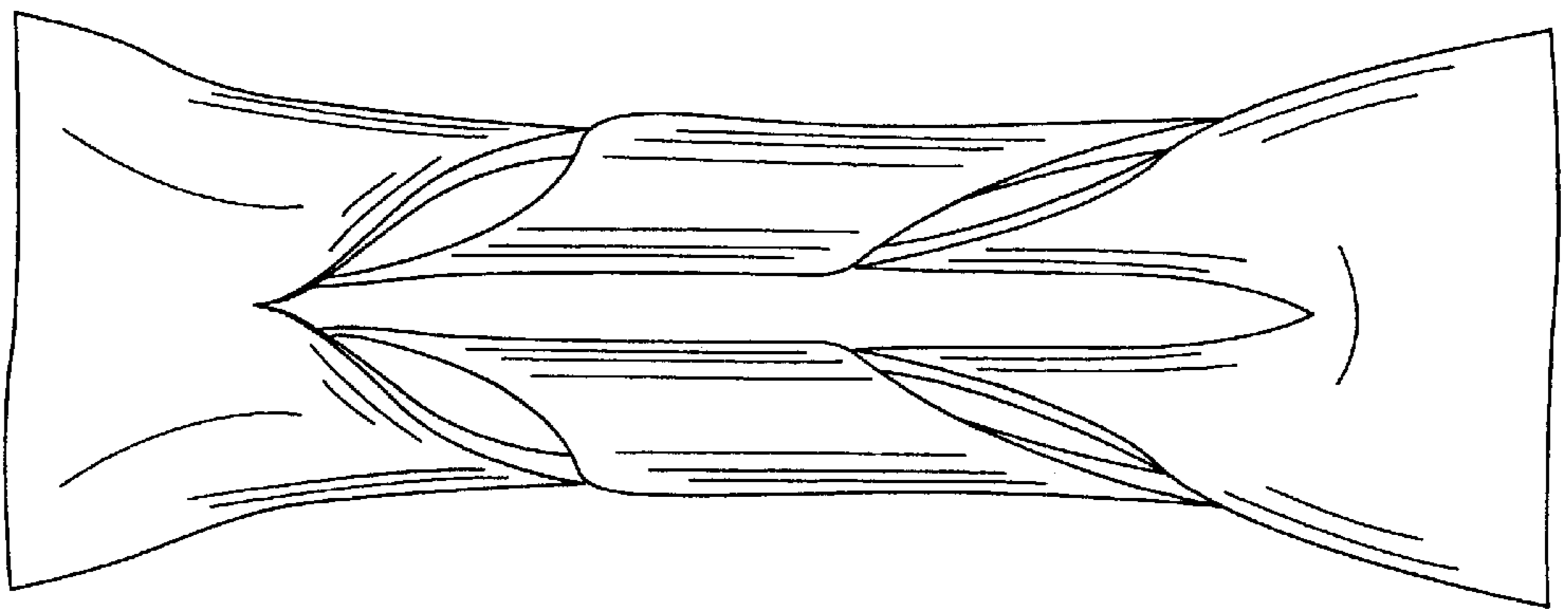


FIG. 6

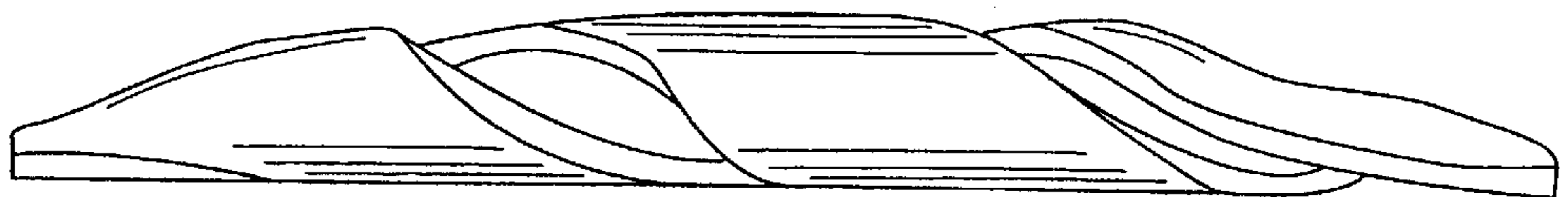


FIG. 7