



US00D453972S

(12) **United States Design Patent**
Phillips

(10) **Patent No.:** **US D453,972 S**

(45) **Date of Patent:** **** Feb. 26, 2002**

(54) **LIGHT FIXTURE**

(75) Inventor: **Todd L. Phillips**, Charleston, SC (US)

(73) Assignee: **Quoizel, Inc.**, Goose Creek, SC (US)

(**) Term: **14 Years**

(21) Appl. No.: **29/134,904**

(22) Filed: **Dec. 30, 2000**

(51) **LOC (7) Cl.** **26-03**

(52) **U.S. Cl.** **D26/84; D26/73**

(58) **Field of Search** **D26/72, 73, 80-92;**
362/143, 145, 147, 404-408, 432, 806,
807, 808, 362, 363, 367

(56) **References Cited**

U.S. PATENT DOCUMENTS

5,873,652 A	*	2/1999	Bayer et al.	362/405
D411,029 S	*	6/1999	Hammar	D26/81
D447,265 S	*	8/2001	Orozco	D26/73

OTHER PUBLICATIONS

WORLD IMPORTS Catalog #17, (c) 1990; p. 102; items 126-07, 126-22 and 126-43.*

Quoizel Product Flyer for Product No. QG 501 SV, 2000.

* cited by examiner

Primary Examiner—Alan P. Douglas

Assistant Examiner—Clare E. Heflin

(74) *Attorney, Agent, or Firm*—Nelson Mullins Riley & Scarborough

(57) **CLAIM**

The ornamental design of a light fixture, substantially as shown and described.

DESCRIPTION

FIG. 1 is a perspective view of a light fixture embodying the design of the present invention.


FIG. 2 is a front side elevational view of the light fixture illustrated in FIG. 1, with the back side elevational view being identical thereto.

FIG. 3 is a top view of the light fixture illustrated in FIG. 1.

FIG. 4 is a right side elevational view, with the left side elevational view being identical thereto; and,

FIG. 5 is a bottom view of the light fixture illustrated in FIG. 1.

1 Claim, 5 Drawing Sheets



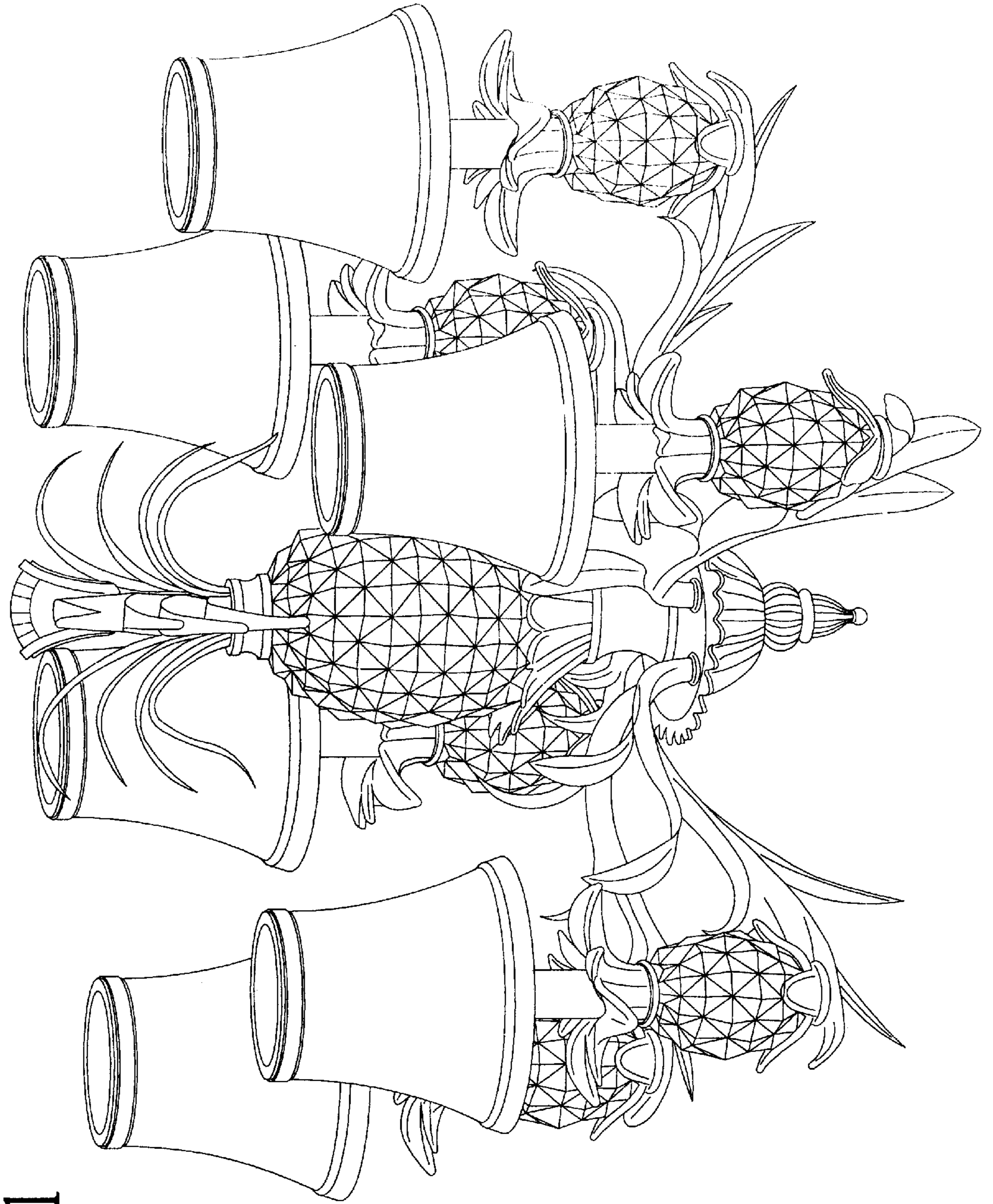


FIG. 1




FIG. 2

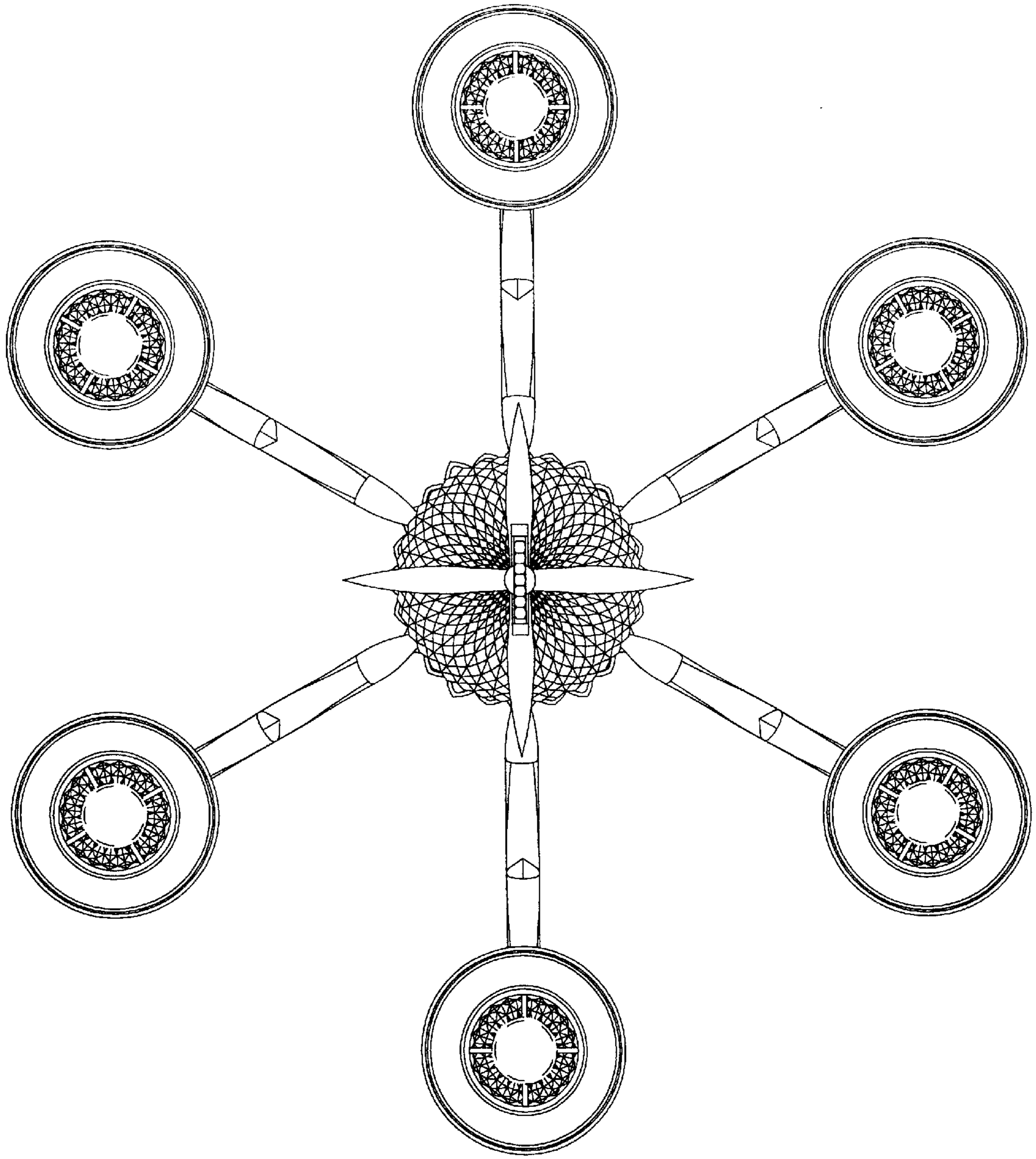


FIG. 3

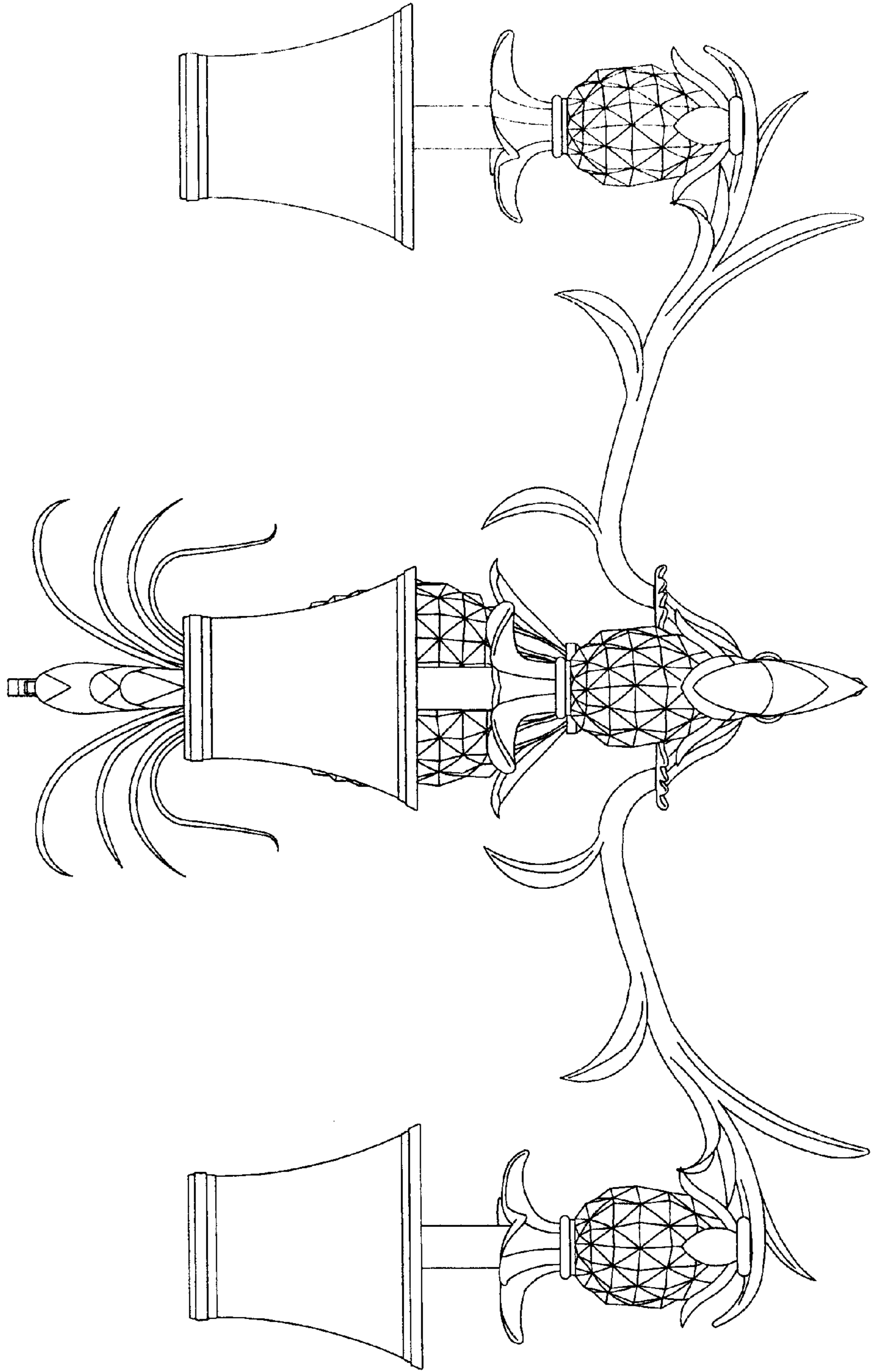


FIG. 4




FIG. 5