



US00D453955S

(12) **United States Design Patent**  
**Aselton et al.**

(10) **Patent No.:** **US D453,955 S**

(45) **Date of Patent:** **\*\* Feb. 26, 2002**

(54) **PERSONAL WATER CRAFT**

(75) Inventors: **Ron Aselton**, Sterling Heights, MI (US); **Shannon Cassell**, Palm Bay; **Greg Martin**, Melbourne Beach, both of FL (US); **David Kalhok**, Marion, IL (US)

(73) Assignee: **Bombardier Inc.**, Valcourt (CA)

(\*\*) Term: **14 Years**

(21) Appl. No.: **29/123,862**

(22) Filed: **May 26, 2000**

(51) **LOC (7) Cl.** ..... **12-06**

(52) **U.S. Cl.** ..... **D23/307**

(58) **Field of Search** ..... **D12/300-318;**  
**114/55.5, 55.54, 55.57**

(56) **References Cited**

**U.S. PATENT DOCUMENTS**

|             |   |         |                  |       |         |
|-------------|---|---------|------------------|-------|---------|
| D325,556 S  | * | 4/1992  | Lapointe         | ..... | D12/307 |
| D340,221 S  | * | 10/1993 | Krieger et al.   | ..... | D12/307 |
| D343,360 S  | * | 1/1994  | Lapointe         | ..... | D12/307 |
| 5,320,059 A |   | 6/1994  | Ikeda            |       |         |
| 5,572,943 A |   | 11/1996 | Kobayashi et al. |       |         |
| 5,676,086 A |   | 10/1997 | Watkins          |       |         |
| D399,182 S  | * | 10/1998 | Lapointe et al.  | ..... | D12/307 |

**OTHER PUBLICATIONS**

Bombardier Sea-Doo 1999 Product Brochure, Everybody's doin'it., Copyright 1998.

Yamaha 2000, WaveRunner Watercraft Brochure, Copyright 1999.

Bombardier Sea-Doo 5640 GTX 1996 Model Parts Catalogue, pp. A2, C11.

Sea-Doo, Parts Catalog 2000, LRV 5688—May 1999—219 300 910.

\* cited by examiner

*Primary Examiner*—Lisa Lichtenstein

(74) *Attorney, Agent, or Firm*—Pillsbury Winthrop LLP

(57) **CLAIM**

The ornamental design of a personal water craft, as shown and described.

**DESCRIPTION**

FIG. 1 is a perspective illustration, from the front and right side, of the personal water craft of our design;

FIG. 2 is a right side view thereof;

FIG. 3 is a left side view thereof;

FIG. 4 is a front view thereof;

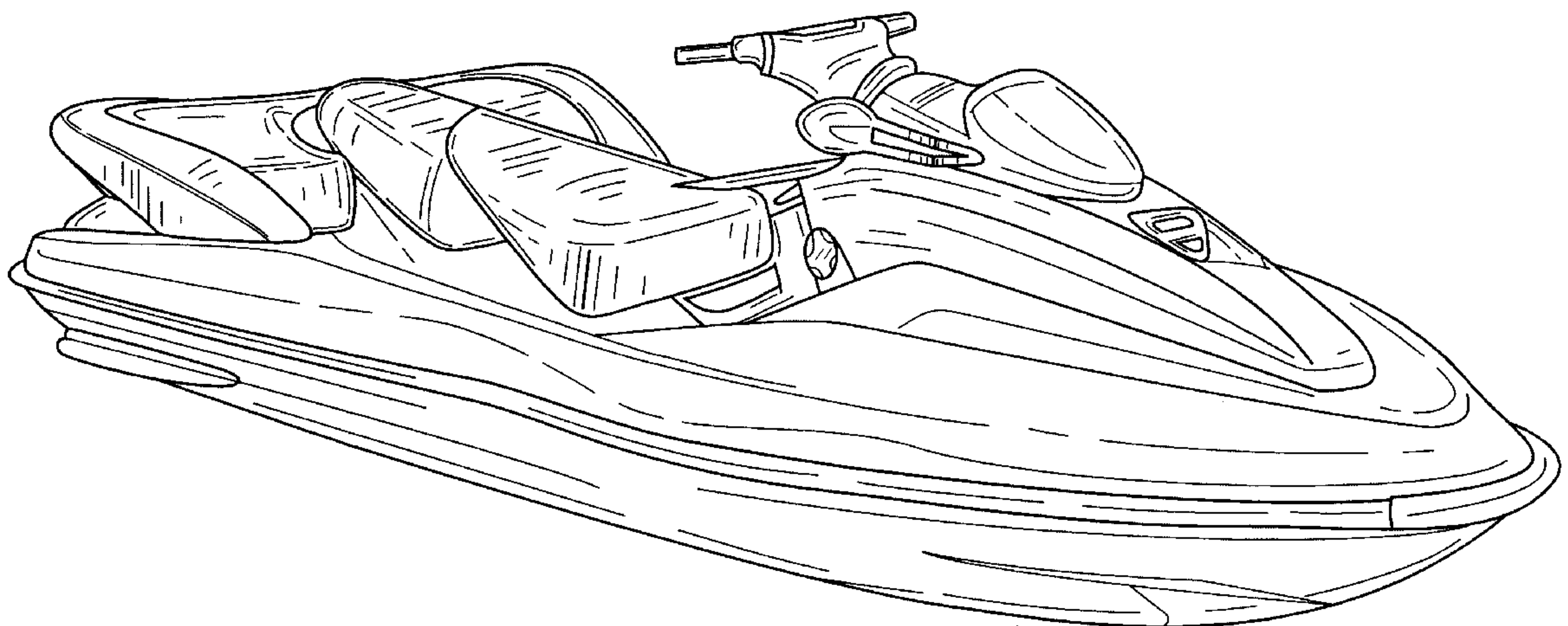
FIG. 5 is a rear view thereof;

FIG. 6 is a top view thereof; and,

FIG. 7 is a bottom view thereof.

Where included, broken lines showing environment or structure are for illustrative purposes only and form no part of the claimed design.

**1 Claim, 6 Drawing Sheets**





**FIG. 1**

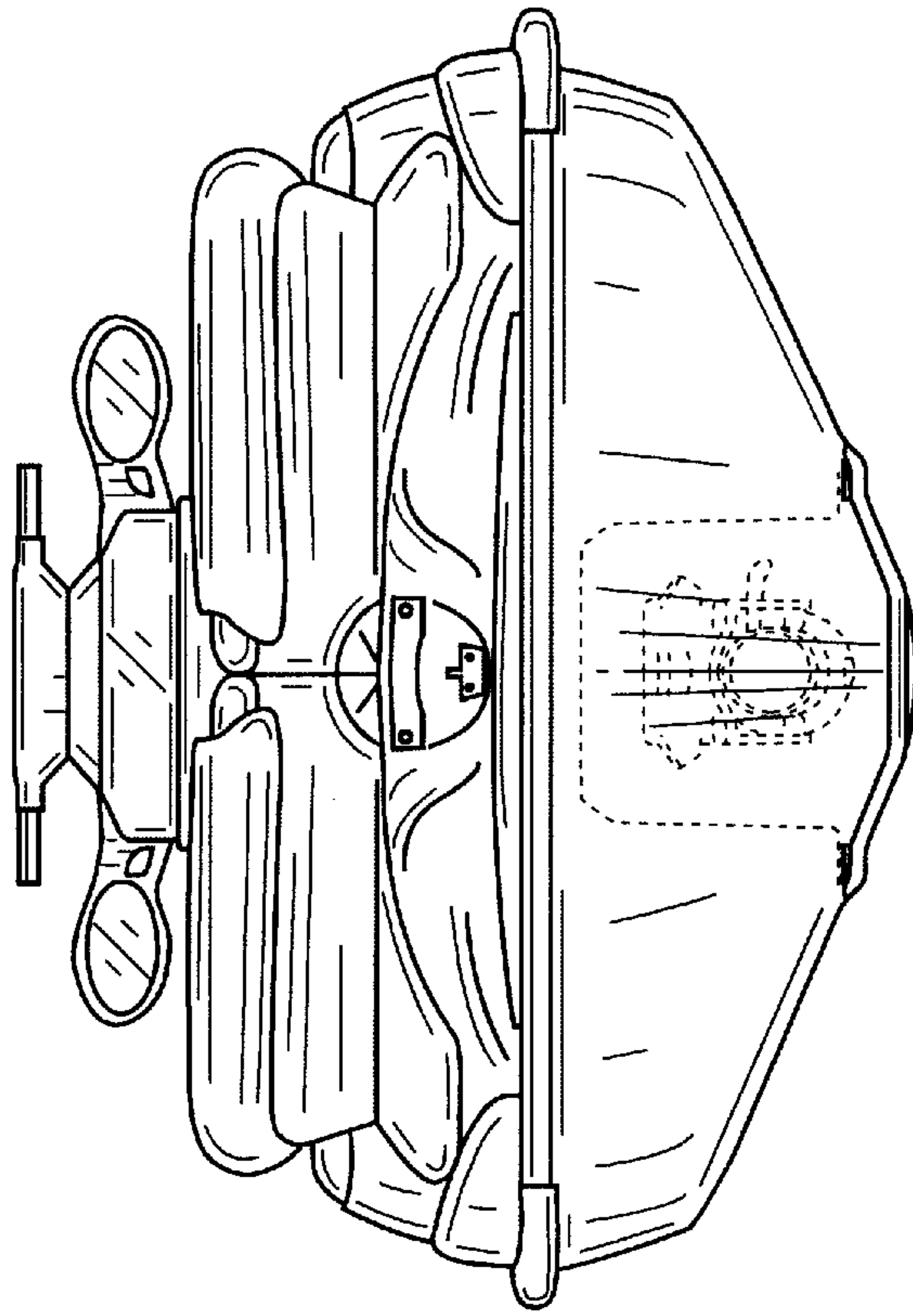


**FIG. 2**




**FIG. 3**

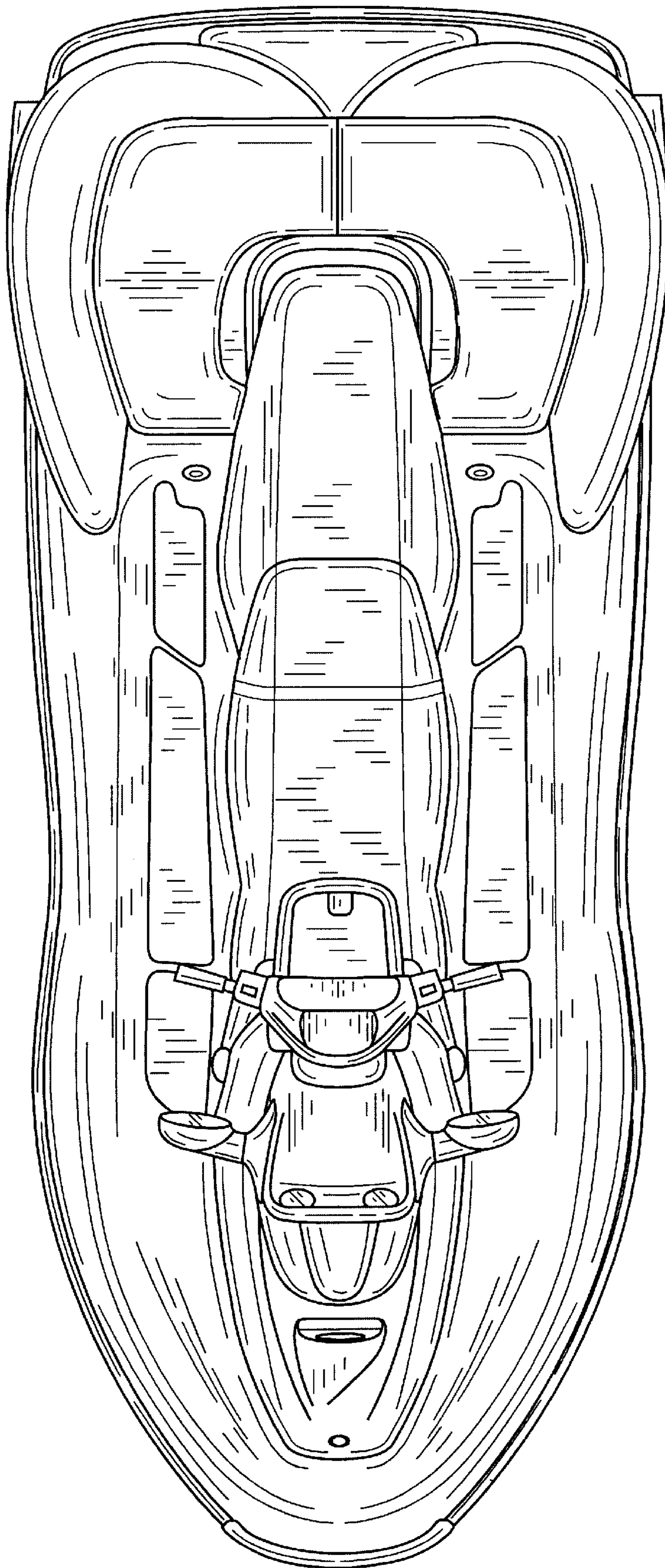




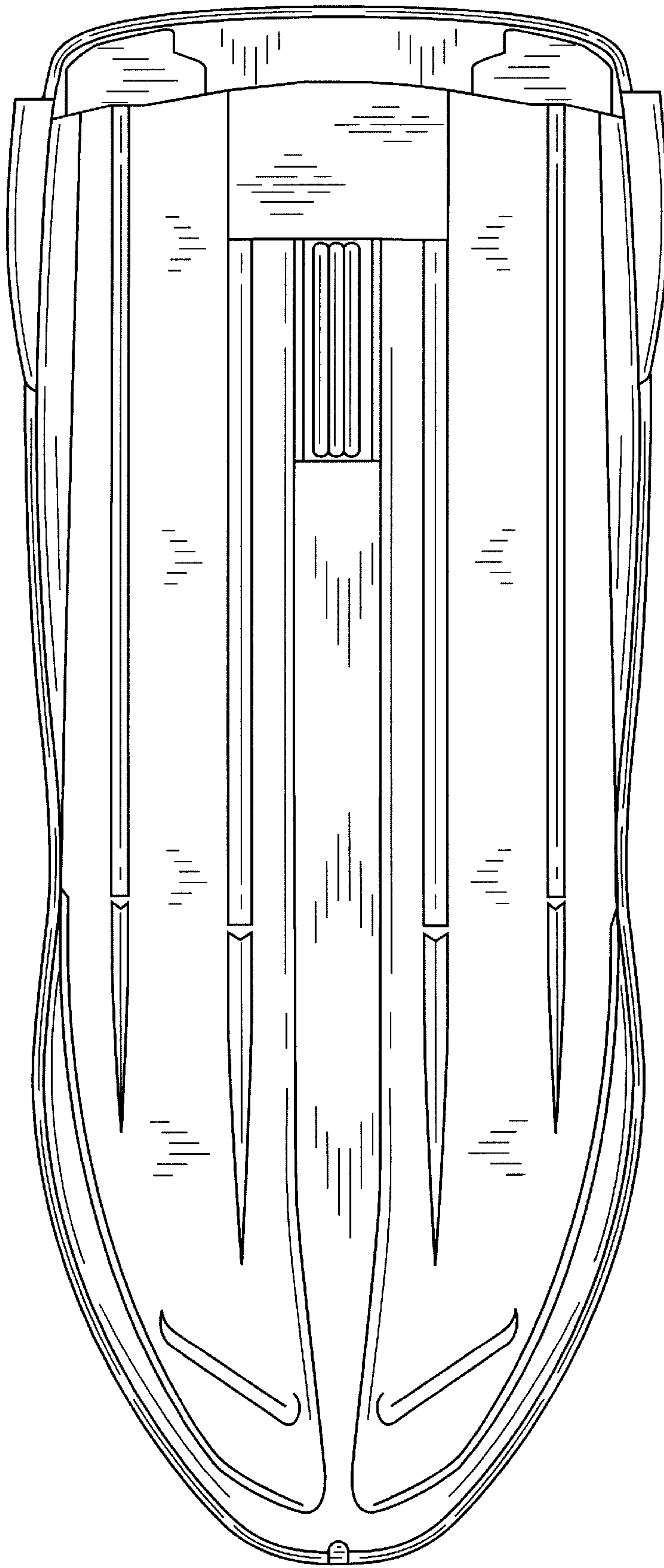
**FIG. 4**



**FIG. 5**



**FIG. 6**



**FIG. 7**