



US00D453932S

(12) **United States Design Patent**  
**Han et al.**

(10) **Patent No.:** **US D453,932 S**

(45) **Date of Patent:** **\*\* Feb. 26, 2002**

(54) **PORTION OF A COMPUTER INPUT DEVICE**

(75) Inventors: **Allen M. Han**, Kirkland; **Chungming Ying**; **Thomas W. Brooks**, both of Seattle, all of WA (US)

(73) Assignee: **Microsoft Corporation**, Redmond, WA (US)

(\*\*) Term: **14 Years**

(21) Appl. No.: **29/139,340**

(22) Filed: **Mar. 29, 2001**

(51) **LOC (7) Cl.** ..... **21-01**

(52) **U.S. Cl.** ..... **D14/401; D21/333**

(58) **Field of Search** ..... D14/400, 401, D14/412-416; D21/324, 333; 273/148 B; 463/1, 30, 36-38, 46, 47; 345/156-161, 905

(56) **References Cited**

**U.S. PATENT DOCUMENTS**

- 5,046,739 A \* 9/1991 Reichow ..... 273/148 B
- 5,394,168 A \* 2/1995 Smith, III et al. .... 345/156
- 5,501,458 A \* 3/1996 Mallory ..... 273/148 B
- D377,198 S 1/1997 Oikawa et al.
- D384,112 S 9/1997 Riley et al.
- D401,974 S 12/1998 Oikawa
- D405,079 S 2/1999 Oikawa
- D409,183 S 5/1999 Chen
- D410,643 S 6/1999 Tonino
- 5,923,317 A \* 7/1999 Saylor et al. .... 345/156
- D414,484 S 9/1999 Oikawa
- D415,145 S 10/1999 Oikawa
- D415,752 S 10/1999 Tyler
- D417,211 S 11/1999 Kaneko et al.
- D417,663 S \* 12/1999 Peng ..... D14/401
- D420,346 S 2/2000 Hashiguchi et al.
- D420,660 S \* 2/2000 Chen ..... D14/401

- D421,433 S 3/2000 Alviar et al.
- D424,047 S 5/2000 Chan
- D425,047 S \* 5/2000 Tyler et al. .... D14/401
- D431,604 S 10/2000 Chan
- D432,180 S 10/2000 Hayes
- D434,769 S 12/2000 Goto
- D435,551 S 12/2000 Hayes
- D442,960 S \* 5/2001 Brulotte et al. .... D14/415

**OTHER PUBLICATIONS**

Advertisement for NYKO Hyper-Alpha 64 Kit, Jun. 1999.  
Advertisement for Logitech Wingman ® Rumble Pad™ controller, Oct. 2000.  
Advertisement for Gravis Stinger™ controller, date unknown but prior to Jan. 11, 2001.

(List continued on next page.)

*Primary Examiner*—Prabhakar Deshmukh  
(74) *Attorney, Agent, or Firm*—Banner & Witcoff, Ltd.


(57) **CLAIM**

The ornamental design for a portion of a computer input device, as shown and described.

**DESCRIPTION**

FIG. 1 is a perspective view of a portion of a computer input device showing our new design;  
FIG. 2 is another perspective view thereof;  
FIG. 3 is a top plan view thereof;  
FIG. 4 is a side elevational view thereof;  
FIG. 5 is a side elevational view of the other side thereof;  
FIG. 6 is a front elevational view thereof;  
FIG. 7 is a rear elevational view thereof; and,  
FIG. 8 is a bottom plan view thereof.  
The unshaded rear panel region and the broken lines thereon are for illustrative purposes only and form no part of the claimed design.

**1 Claim, 4 Drawing Sheets**



**OTHER PUBLICATIONS**

Advertisement for Asciiware Weapon II controller, date unknown but prior to Jan. 11, 2001.

Advertisement for Thrustmaster ShockHammer controller, date unknown but prior to Jan. 11, 2001.

Photograph of Sony controller, date unknown but prior to Jan. 11, 2001.

Photographs (3 pages) of Nintendo Gamecube controller, date unknown but prior to Jan. 11, 2001.

Photograph of Nintendo Wavebird controller, color picture Sep. 7, 2000.

Photograph of Orb controller, date unknown but prior to Jan. 11, 2001.

Microsoft XBOX controller, color picture Jan. 2001.

U.S. co-pending application No. 29/135,333 filed Jan. 11, 2001.

U.S. co-pending application No. 29/135,332 filed Jan. 11, 2001.

\* cited by examiner

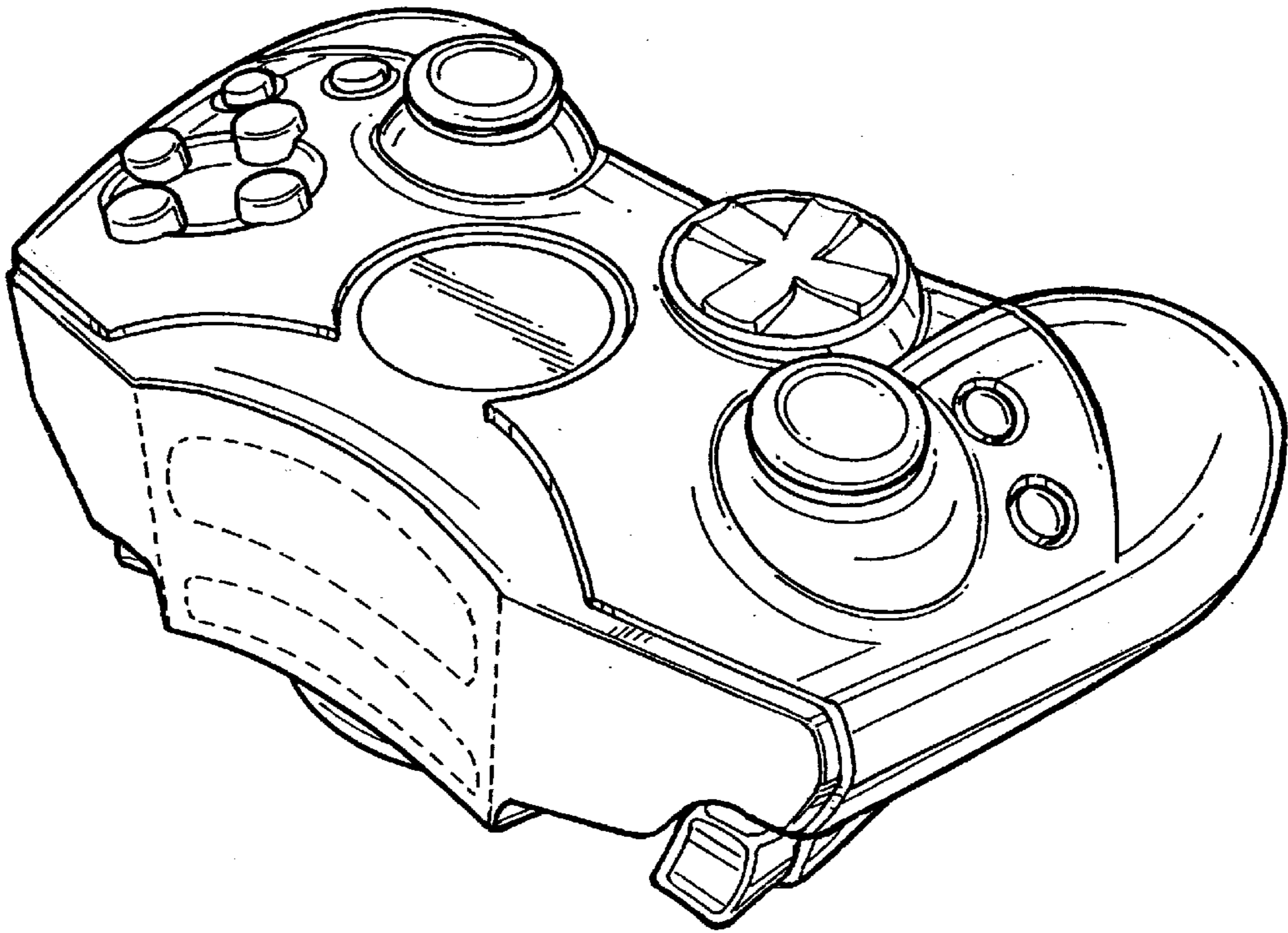


FIG. 1

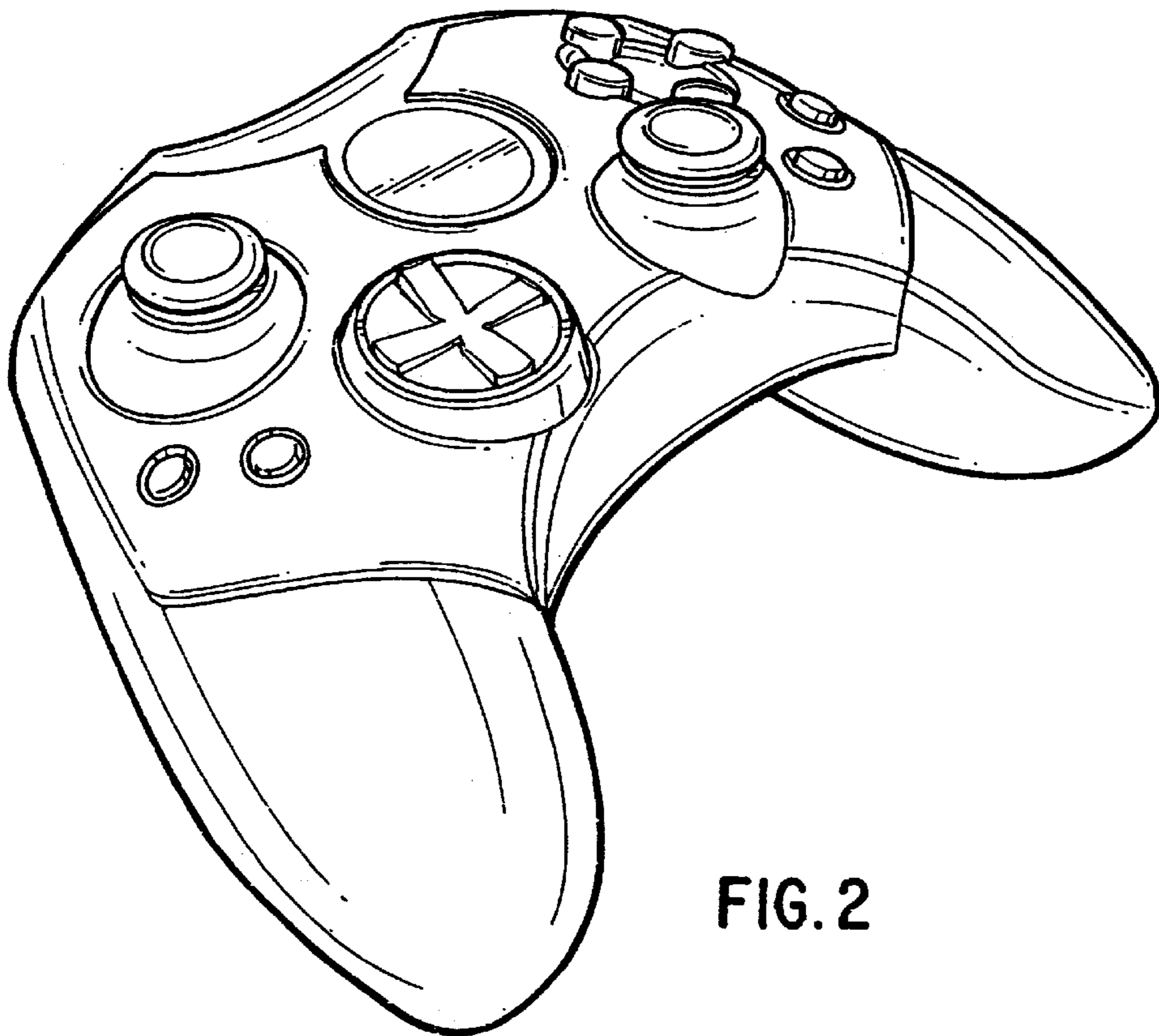


FIG. 2



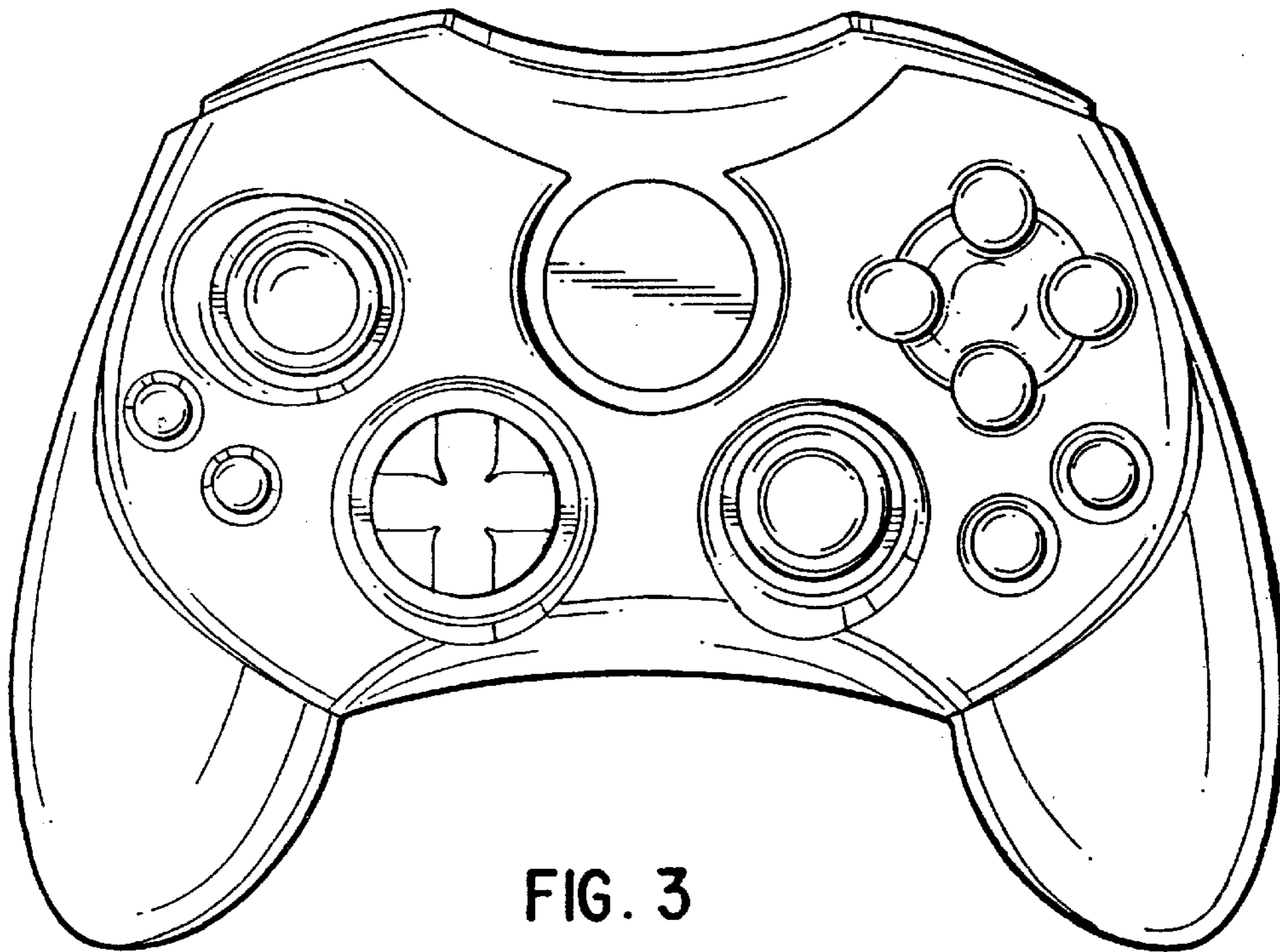


FIG. 3

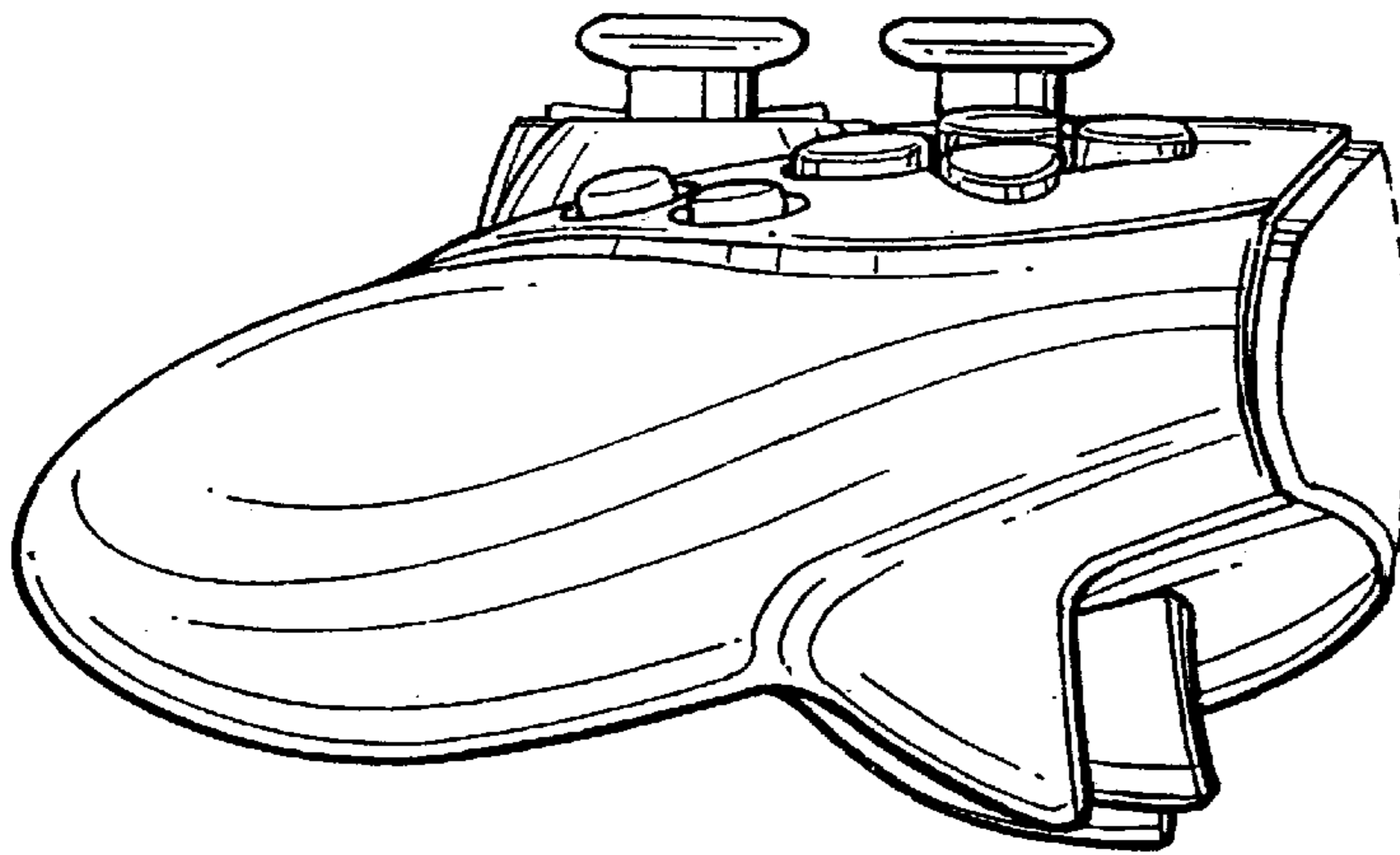


FIG. 4

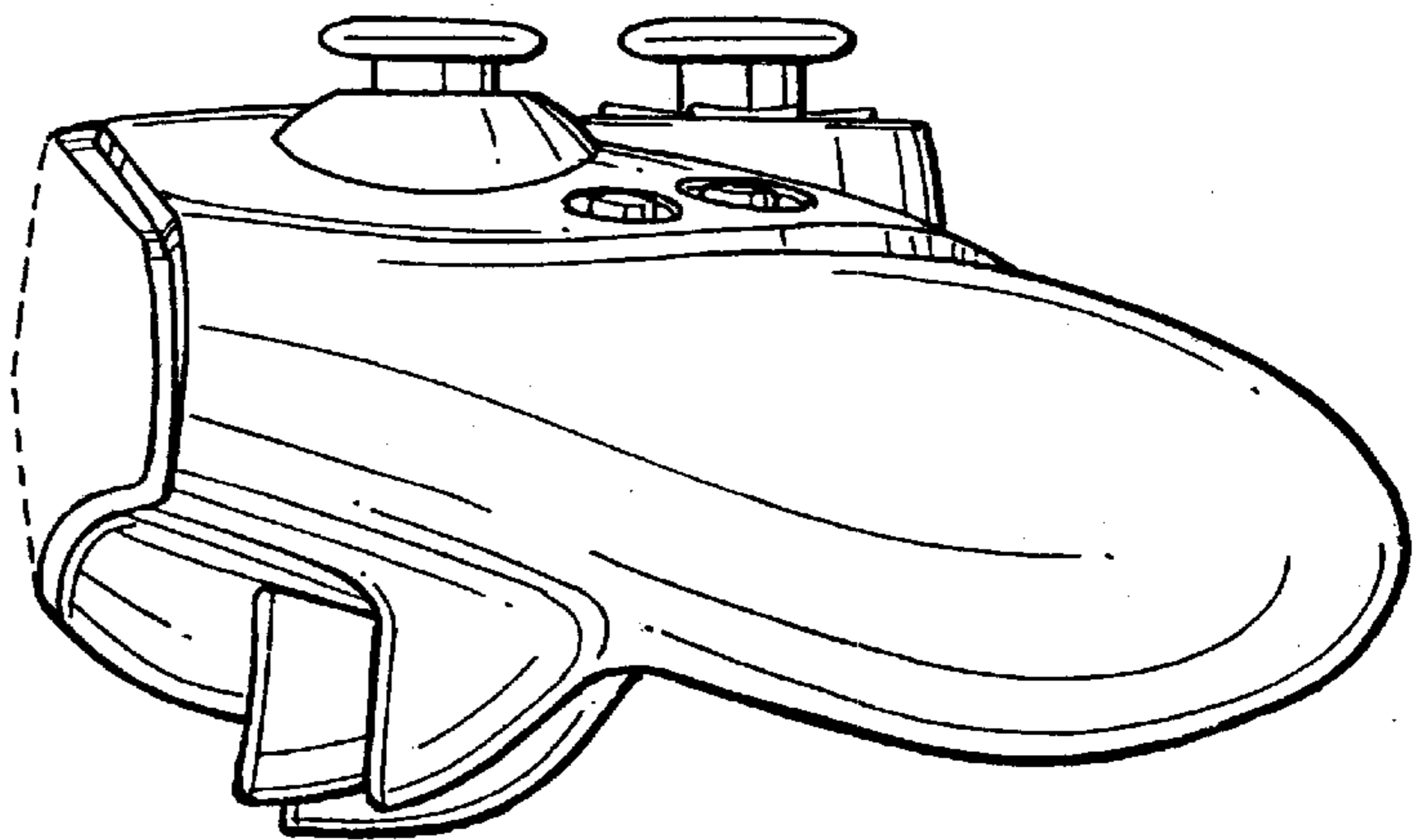


FIG. 5

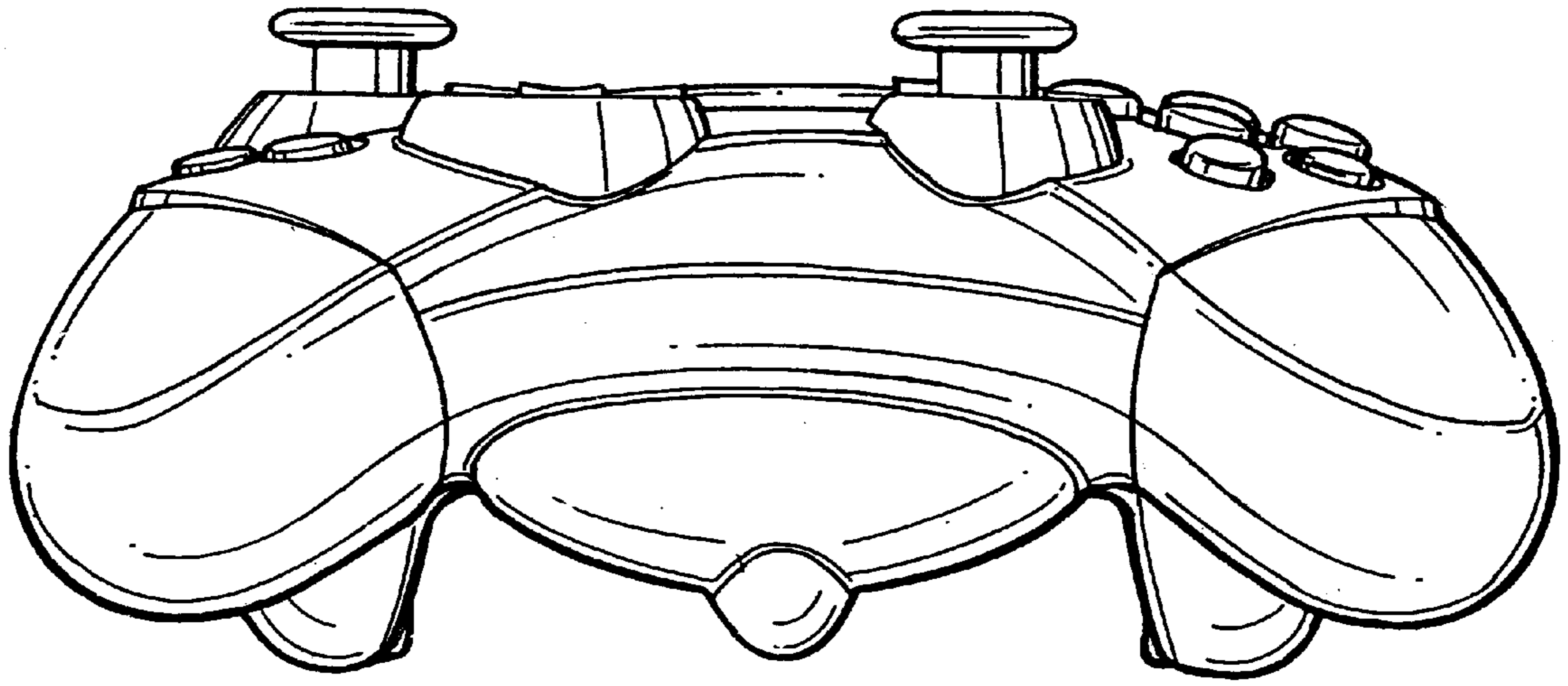


FIG. 6

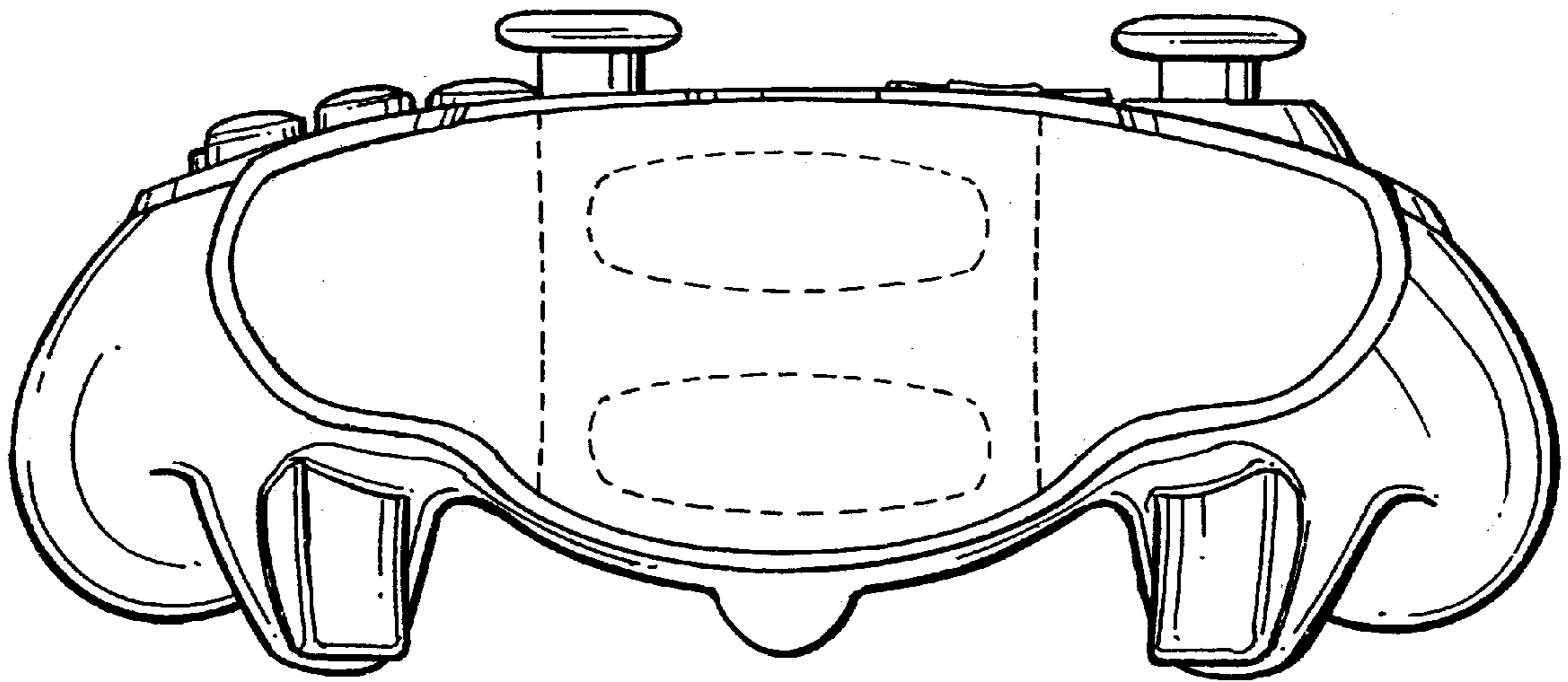


FIG. 7

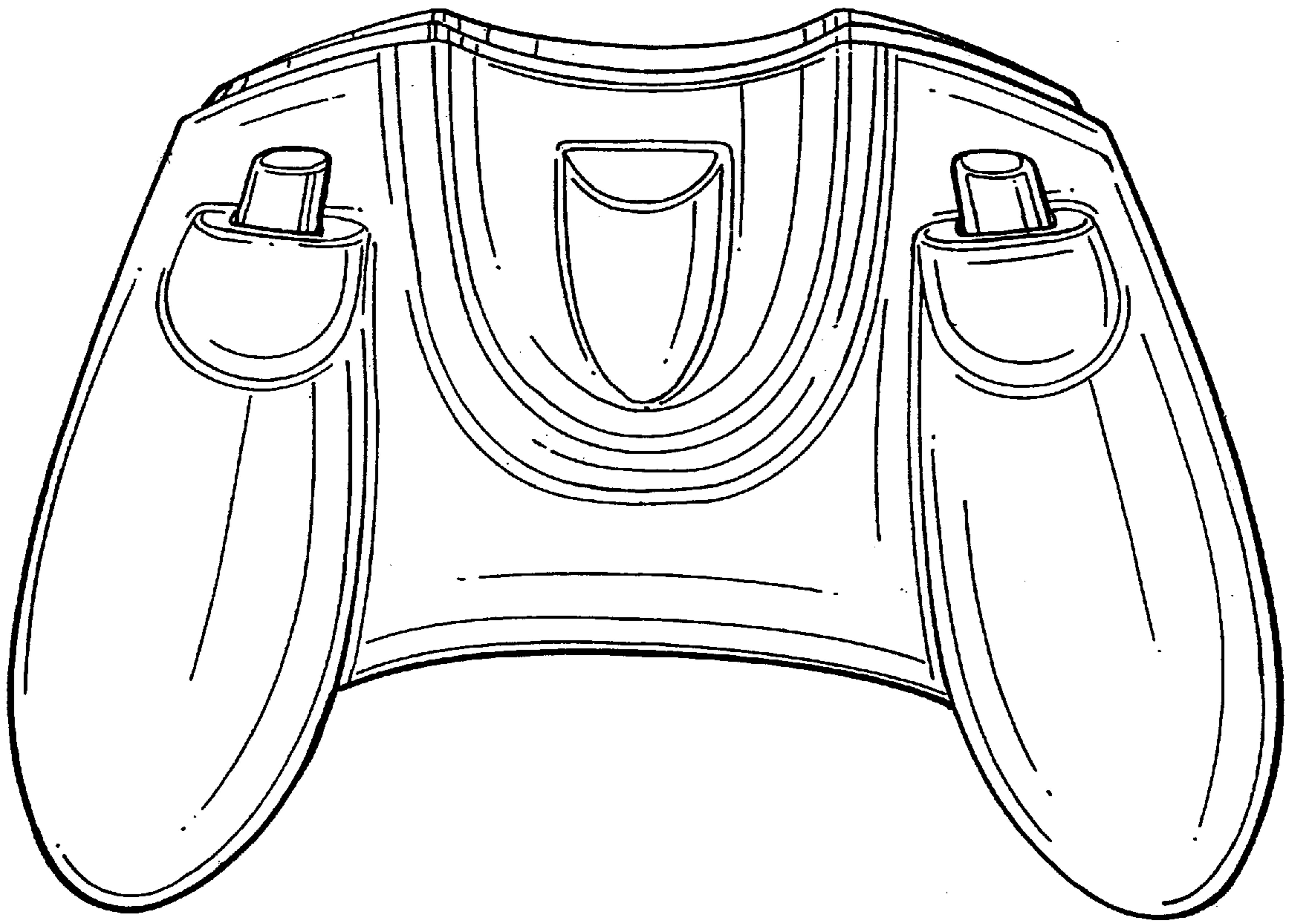


FIG. 8