



US00D453926S

(12) **United States Design Patent** (10) **Patent No.:** **US D453,926 S**  
**Comisky et al.** (45) **Date of Patent:** **\*\* Feb. 26, 2002**

- (54) **SHAPED REFLECTOR SURFACE OF A MICROWAVE ANTENNA**
- (75) Inventors: **William J. Comisky**, Oakland;  
**Raymond R. Blasing**, Los Altos, both  
of CA (US)
- (73) Assignee: **Endwave Corporation**, Sunnyvale, CA  
(US)
- (\*\*) Term: **14 Years**
- (21) Appl. No.: **29/141,805**
- (22) Filed: **May 11, 2001**
- (51) **LOC (7) Cl.** ..... **14-03**
- (52) **U.S. Cl.** ..... **D14/231; D14/230**
- (58) **Field of Search** ..... **D14/230-238;**  
**343/915, 840, 781 R, 914**

(56) **References Cited**

**U.S. PATENT DOCUMENTS**

2,556,969	A	6/1951	Mason	
2,605,414	A	7/1952	Keary	
2,858,535	A	10/1958	Crandell et al.	
2,965,899	A	12/1960	Böhm et al.	
3,927,407	A	12/1975	Beck et al.	
4,016,570	A	4/1977	Arkind et al.	
4,066,343	A *	1/1978	Scott	343/915
4,298,877	A	11/1981	Sletten	
4,307,403	A *	12/1981	Yamada et al.	343/914
D275,283	S *	8/1984	Nichols	D14/231
4,757,325	A	7/1988	Thompson et al.	
4,783,664	A	11/1988	Karikomi et al.	
5,160,937	A	11/1992	Fairlie et al.	
5,175,562	A *	12/1992	Rappaport	343/840
5,258,767	A	11/1993	Nomoto et al.	
5,440,320	A *	8/1995	Lach et al.	343/615
5,546,097	A	8/1996	Ramanujam et al.	
5,790,077	A	8/1998	Luh et al.	
D443,873	S *	6/2001	Comisky et al.	D14/231
6,255,997	B1 *	7/2001	Ratkorn et al.	343/781 R

**OTHER PUBLICATIONS**

Bergmann, J.R., "A Node Antenna Design with Cosecant Squared Beam", *Proceedings of Int'l. Symp. Antenna Propagation*, Tokyo, Japan, 1989, pp. 659-662.

Bergmann, J.R., "Reflector Antenna Configurations for Radio Base Stations in Cellular Communications", pp. 61-64.

(List continued on next page.)

*Primary Examiner*—Louis S. Zarfaz  
*Assistant Examiner*—Gregory Andoll  
(74) *Attorney, Agent, or Firm*—Edward B. Anderson

(57) **CLAIM**

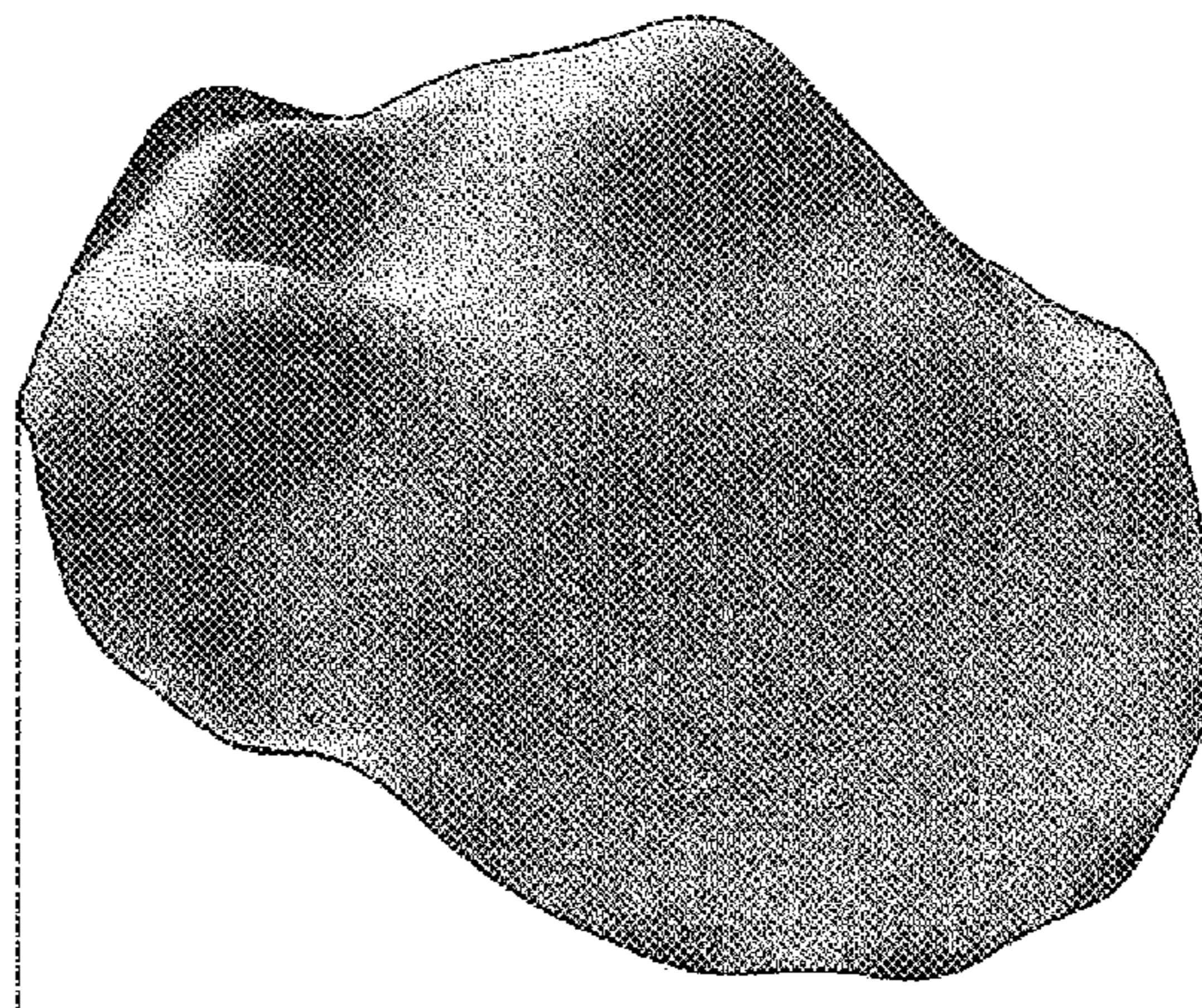
The ornamental design for a shaped reflector surface of a microwave antenna, as shown and described.

**DESCRIPTION**

FIG. 1 is a top left front isometric view of a shaped reflector surface of a microwave antenna showing our new design, the top right front isometric view being a mirror image thereof; FIG. 2 is a top rear right isometric view thereof, the top rear left isometric view being a mirror image thereof; FIG. 3 is a front elevational view thereof; FIG. 4 is a rear elevational view thereof; FIG. 5 is a right side elevational view thereof; the left side elevational view being a mirror image thereof; FIG. 6 is a top plan view thereof; FIG. 7 is a bottom plan view thereof; FIG. 8 is a cross-sectional view taken along line 8—8 of FIG. 6; FIG. 9 is a cross-sectional view taken along line 9—9 of FIG. 6; FIG. 10 is a cross-sectional view taken along line 10—10 of FIG. 6; FIG. 11 is a cross-sectional view taken along line 11—11 of FIG. 6; and, FIG. 12 is a cross-sectional view taken along line 12—12 of FIG. 6.

The broken lines in the Figures are for illustrative purposes only and form no part of the claimed design. The thickness of the lines in FIGS. 8-12 is for illustrative purposes only and does not limit the claim to a particular thickness. The surfaces that are not shown in the drawings or described in the specification form no part of the claimed design.

**1 Claim, 5 Drawing Sheets**



OTHER PUBLICATIONS

Bergmann, J.R., "A Comparison Between Techniques for Global Surface Interpolation in Shaped Reflector Analysis", *IEEE Transactions on Antennas and Propagation*, vol. 42, No. 1, Jan. 1994, pp. 47-52.

Duan, D.W., "A Generalized Diffraction Synthesis Technique for High Performance Reflector Antennas", *IEEE Transactions on Antennas and Propagation*, vol. 43, No. 1, Jan. 1995, pp. 27-40.

"Quasi-Optical Antenna Design," *The Handbook of Antenna Design*, Rudge, A.W., Milne, K., Oliver, A.D., and Knight, P., eds., (Peter Peregrinus Ltd.) pp. 244-253 and 260-285.

"Reflector Antennas", "Antenna Theory", *Antenna Handbook, Theory, Applications and Design* (New York: Van Nostrand Reinhold Company), pp. 15-73, 15-75 to 15-77, 15-80, 15-120 to 15-124.

"Reflector Antennas & Surface Shaping Techniques", *Reflector and Lens Antenna, Analysis and Design Using Personal Computers*, Sletten, C.J., edl, (Artech House), pp. 135-159 and 164-167.

\* cited by examiner

Fig. 1

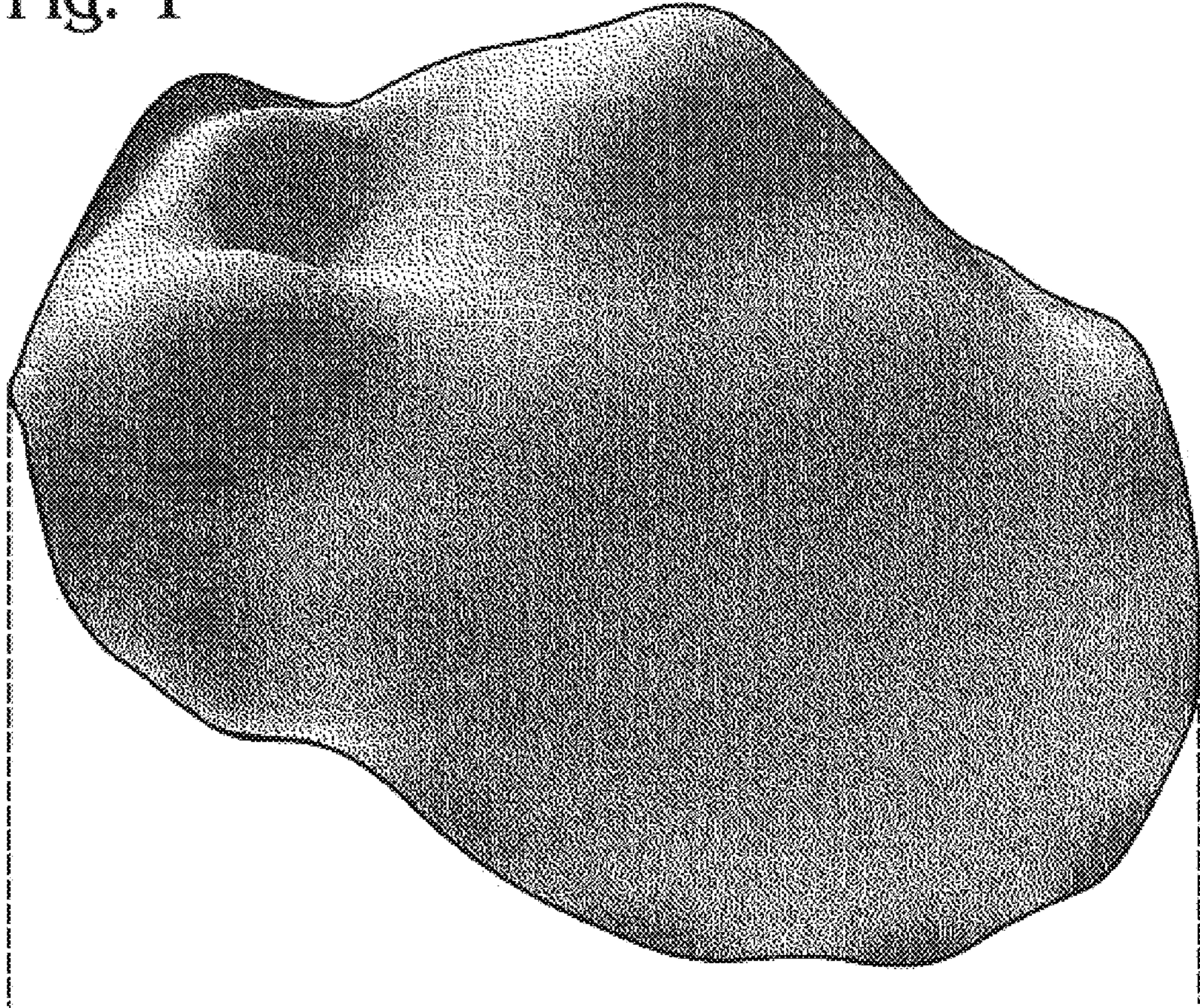


Fig. 2

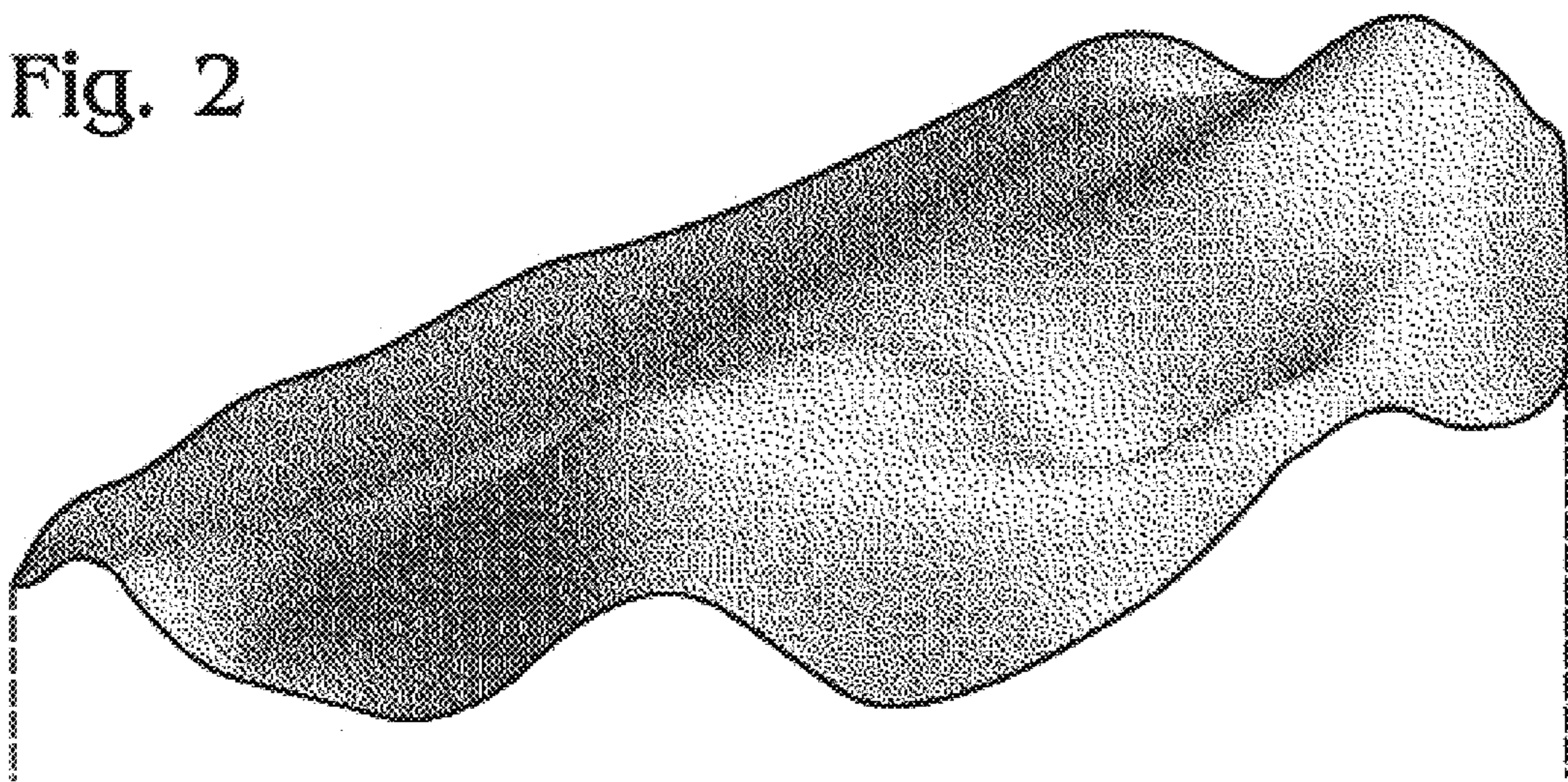


Fig. 3

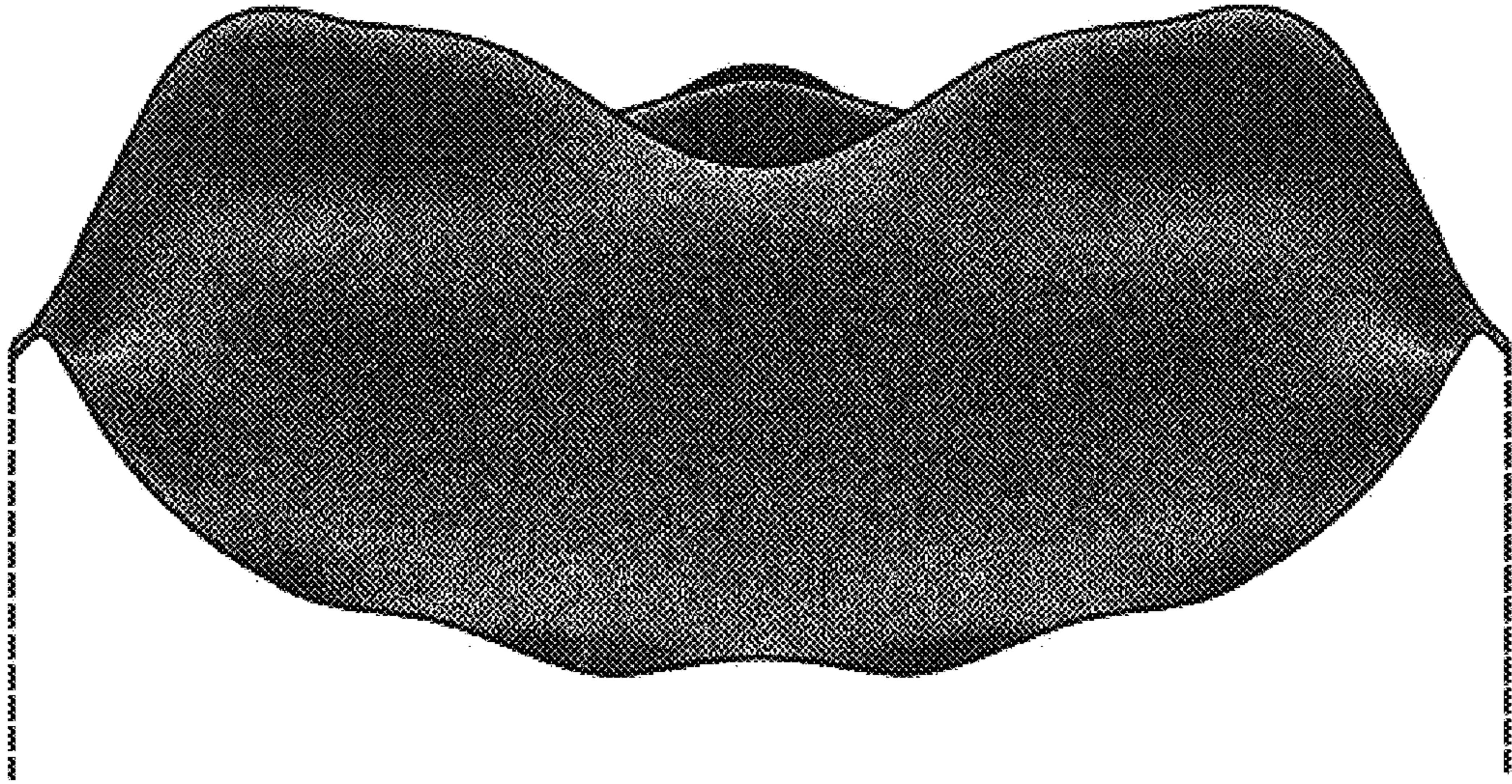


Fig. 4

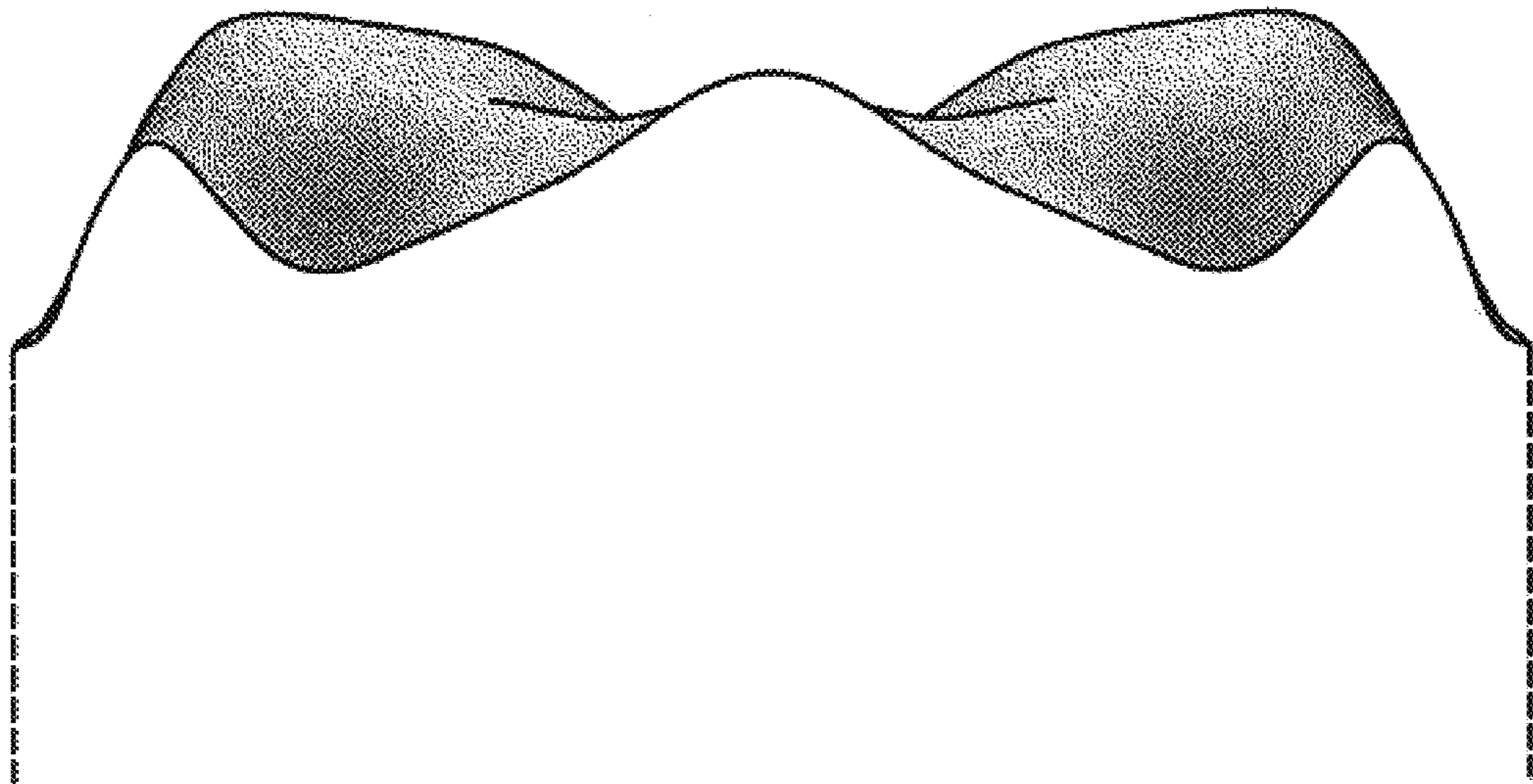


Fig. 5




Fig. 8

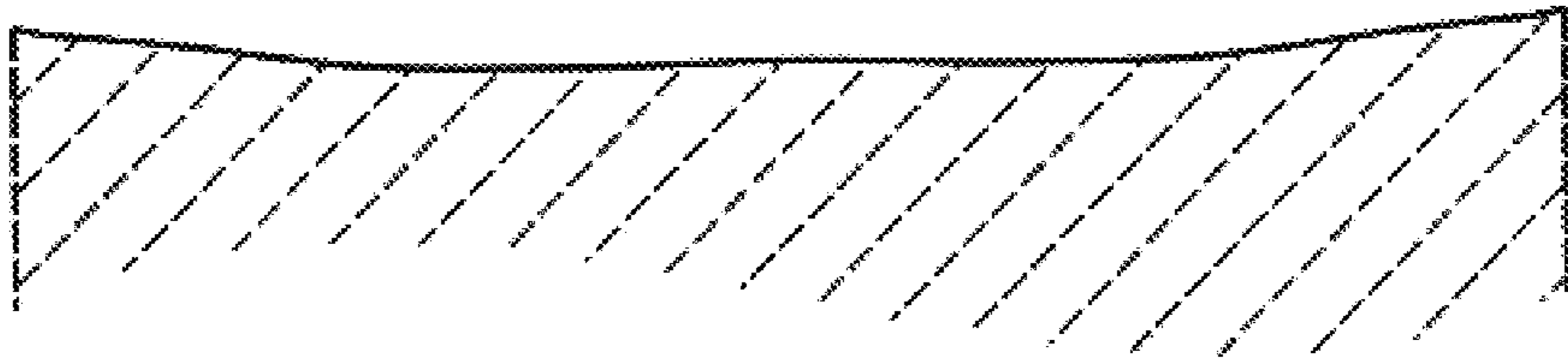
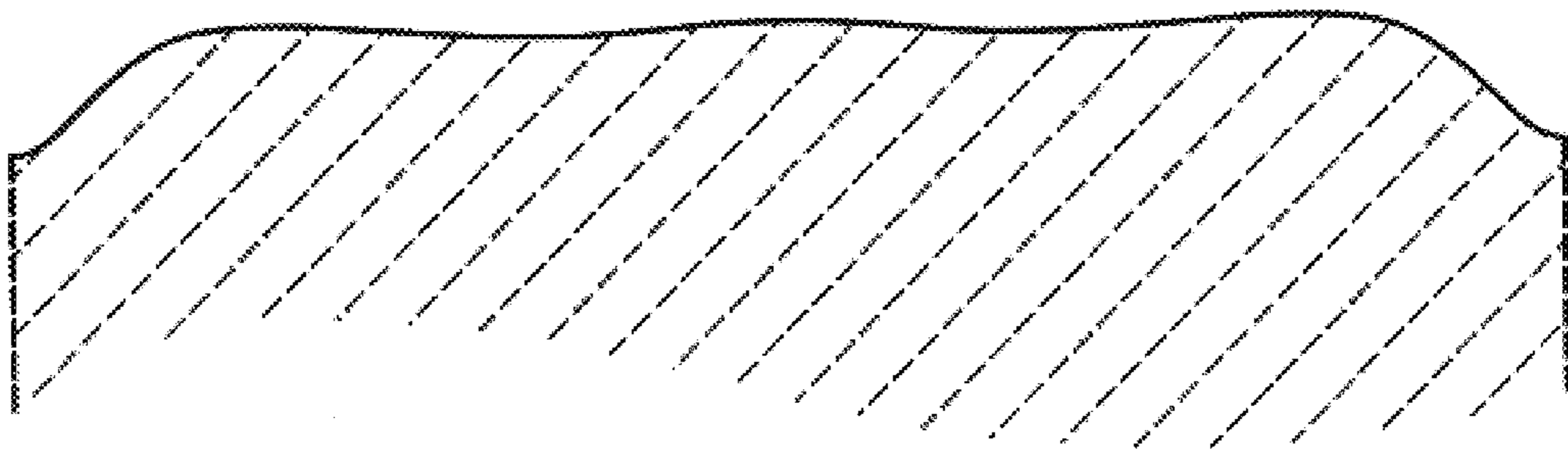


Fig. 9



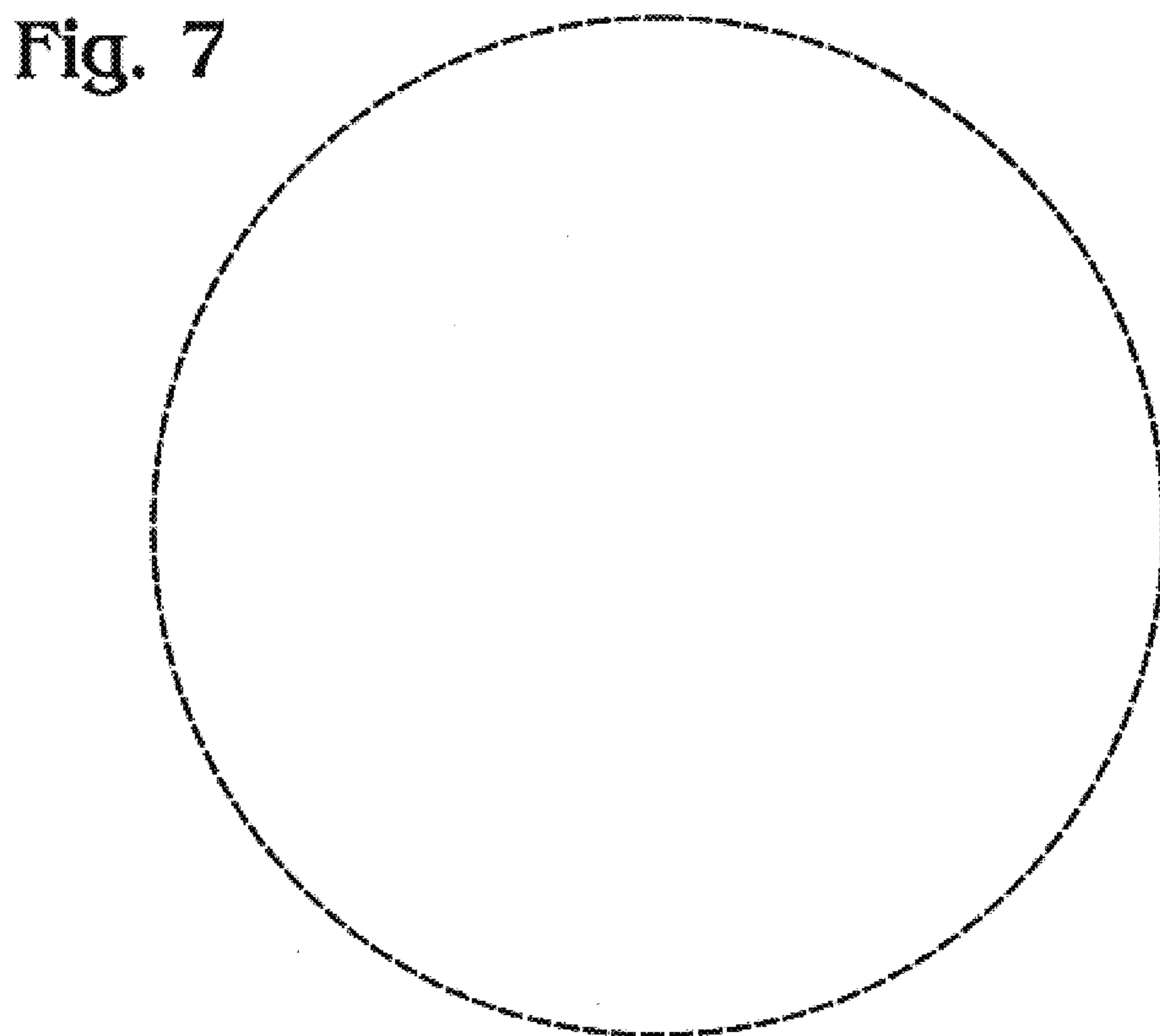
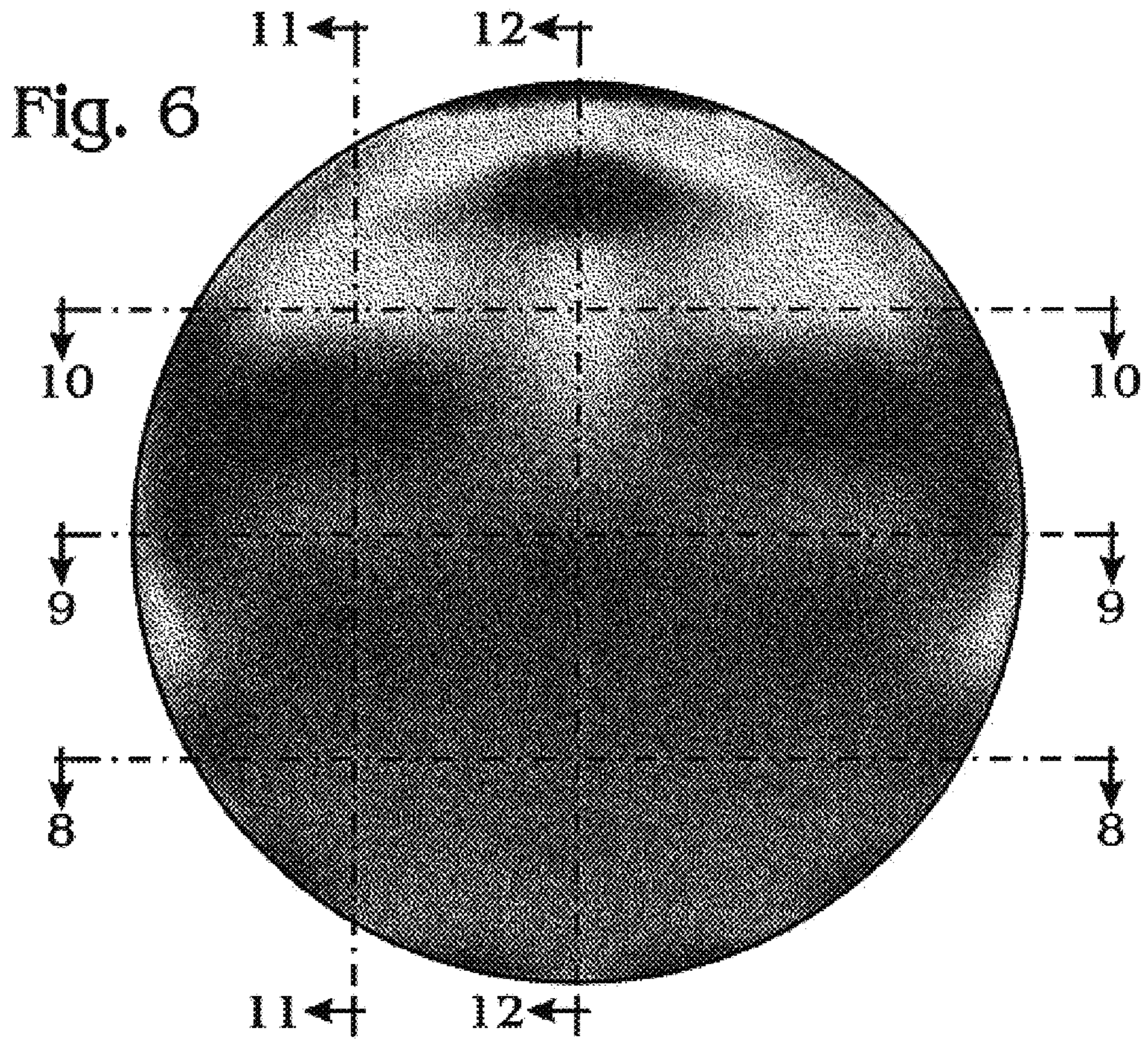


Fig. 10

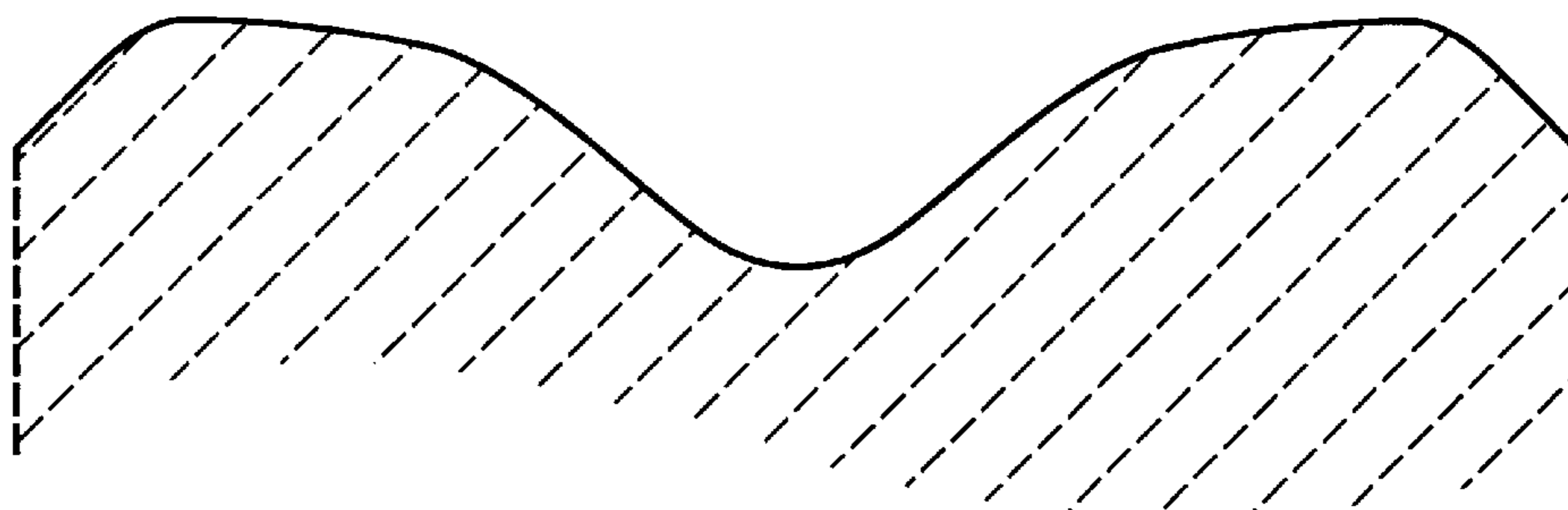


Fig. 11

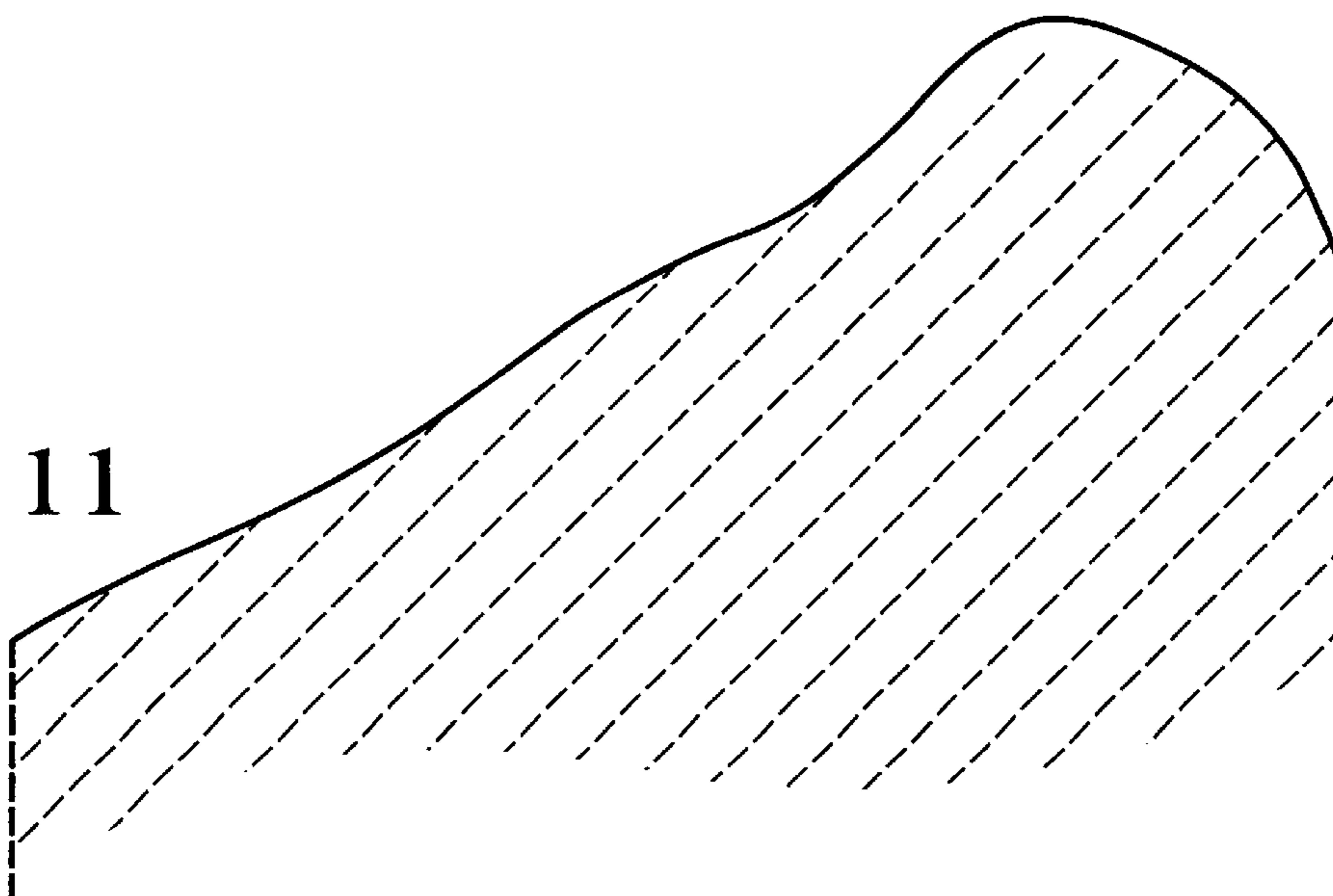


Fig. 12

