



US00D453904S

(12) **United States Design Patent**  
**Terashima**

(10) **Patent No.:** **US D453,904 S**

(45) **Date of Patent:** **\*\* Feb. 26, 2002**

(54) **WATCHCASE**

D310,331 S \* 9/1990 Ratajski ..... D10/32  
D382,214 S \* 8/1997 Liao ..... D10/32

(75) Inventor: **Kaori Terashima**, Chiba (JP)

\* cited by examiner

(73) Assignee: **Seiko Instruments Inc.** (JP)

*Primary Examiner*—Nelson C. Holtje

(\*\*) Term: **14 Years**

(74) *Attorney, Agent, or Firm*—Adams & Wilks

(21) Appl. No.: **29/130,281**

(57) **CLAIM**

(22) Filed: **Sep. 29, 2000**

The ornamental design for a watchcase, as shown and described.

(30) **Foreign Application Priority Data**

**DESCRIPTION**

Mar. 31, 2000 (JP) ..... 2000-008376

FIG. 1 is a front view of a watchcase showing my new design;

(51) **LOC (7) Cl.** ..... **10-02**

FIG. 2 is a rear view thereof;

(52) **U.S. Cl.** ..... **D10/30**

FIG. 3 is a right side view thereof;

(58) **Field of Search** ..... D10/30-39, 122-132;  
368/281-282, 276-277, 285

FIG. 4 is a left side view thereof;

FIG. 5 is a top plan view thereof;

(56) **References Cited**


FIG. 6 is a bottom plan view thereof; and,

FIG. 7 is a perspective view thereof.

**U.S. PATENT DOCUMENTS**

D268,485 S \* 4/1983 Claude ..... D10/38

**1 Claim, 1 Drawing Sheet**








FIG. 5




FIG. 4




FIG. 1




FIG. 3




FIG. 6

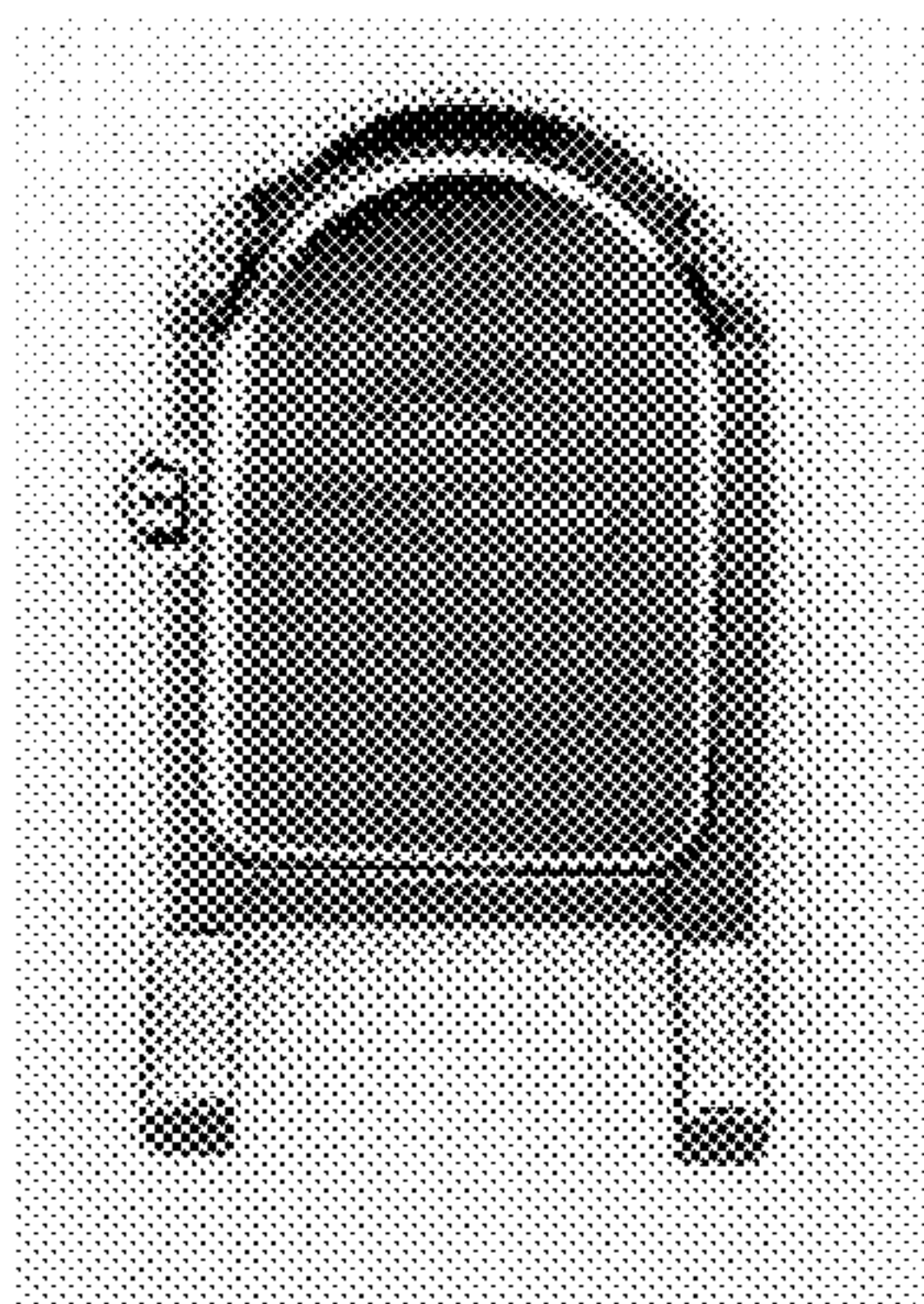


FIG. 2




FIG. 7