



US00D453891S

(12) **United States Design Patent**  
**Sussman**

(10) **Patent No.:** **US D453,891 S**

(45) **Date of Patent:** **\*\* Feb. 26, 2002**

(54) **PARTY PLATE**

(76) Inventor: **Suzanne Smith Sussman**, 15 Lucy La.,  
Simsbury, CT (US) 06070

(\*\*) Term: **14 Years**

(21) Appl. No.: **29/134,304**

(22) Filed: **Dec. 18, 2000**

(51) **LOC (7) Cl.** ..... **07-01**

(52) **U.S. Cl.** ..... **D7/550.1; D7/566**

(58) **Field of Search** ..... **D7/550.1, 553.5,**  
**D7/554.3, 555; 220/575, 679, 671, 632,**  
**670, 12.1, 339, 574**

5,551,593 A	9/1996	Wiens	
5,769,264 A	6/1998	Lipkowitz	
D402,509 S	* 12/1998	Indekeu	..... D7/566
5,947,011 A	9/1999	Xu	
D415,930 S	11/1999	Schmidt	
6,021,914 A	2/2000	Schmidt	
D430,458 S	* 9/2000	Kellermann	..... D7/566

\* cited by examiner

*Primary Examiner*—Antoine Duval Davis

(74) *Attorney, Agent, or Firm*—McCormick, Paulding & Huber LLP

(57) **CLAIM**

The ornamental design for a party plate, as shown and described.

(56) **References Cited**

**U.S. PATENT DOCUMENTS**

4,461,396 A	7/1984	Harper
D290,919 S	7/1987	Beute
5,085,391 A	2/1992	Berger et al.
5,111,960 A	5/1992	Zilliox
5,114,038 A	5/1992	Laumann geb. Quensen
D331,860 S	12/1992	Stanfield
5,184,750 A	2/1993	Moller
5,234,125 A	8/1993	Roberts

**DESCRIPTION**

FIG. 1 Is a perspective view of the party plate.

FIG. 2 Is a top plan view.

FIG. 3 Is a bottom plan view.

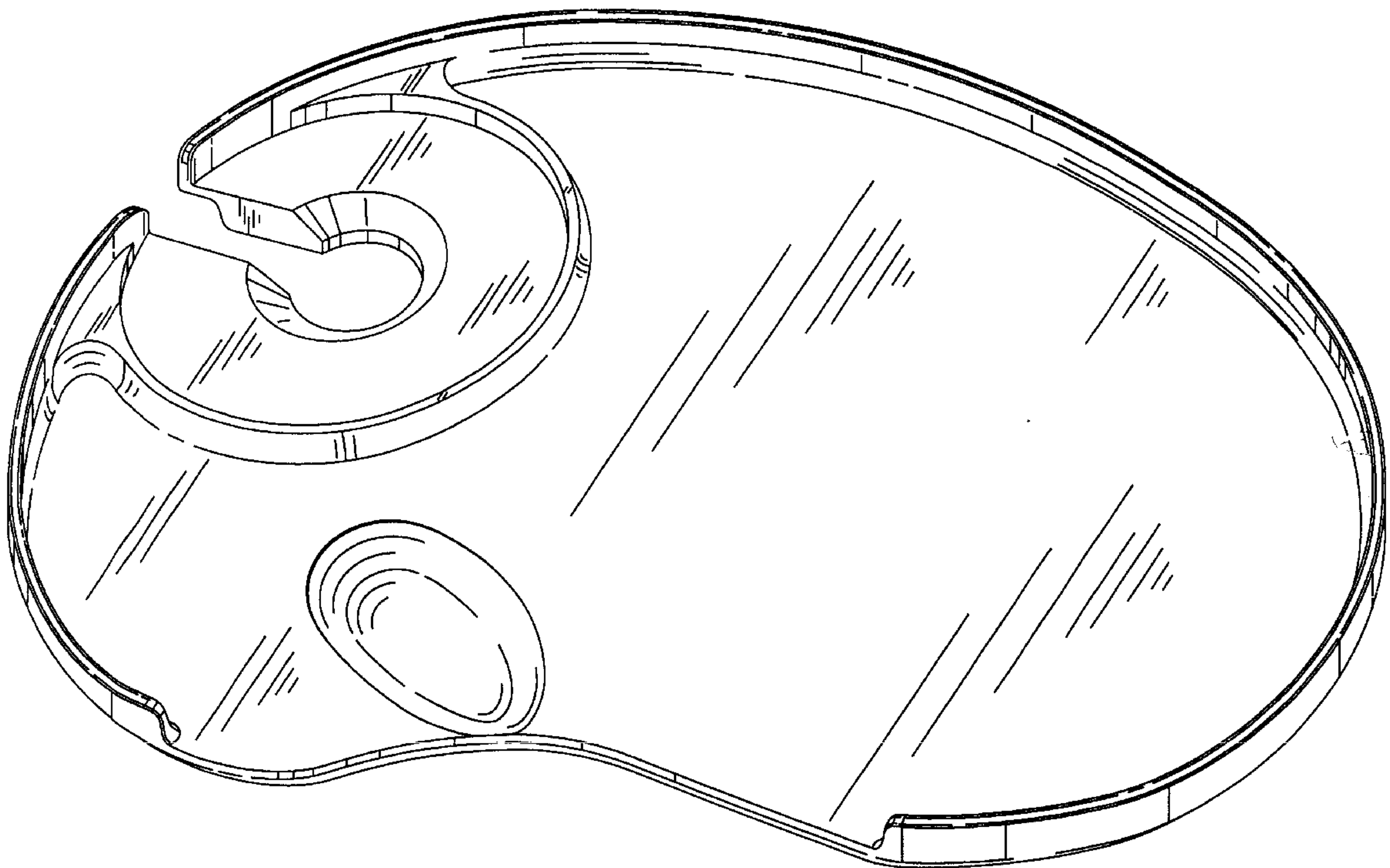
FIG. 4 Is a right side view of the party plate in FIG. 2.

FIG. 5 Is a left side view of the party plate in FIG. 2.

FIG. 6 Is a rear elevation view; and,

FIG. 7. Is a front elevation view.

**1 Claim, 3 Drawing Sheets**



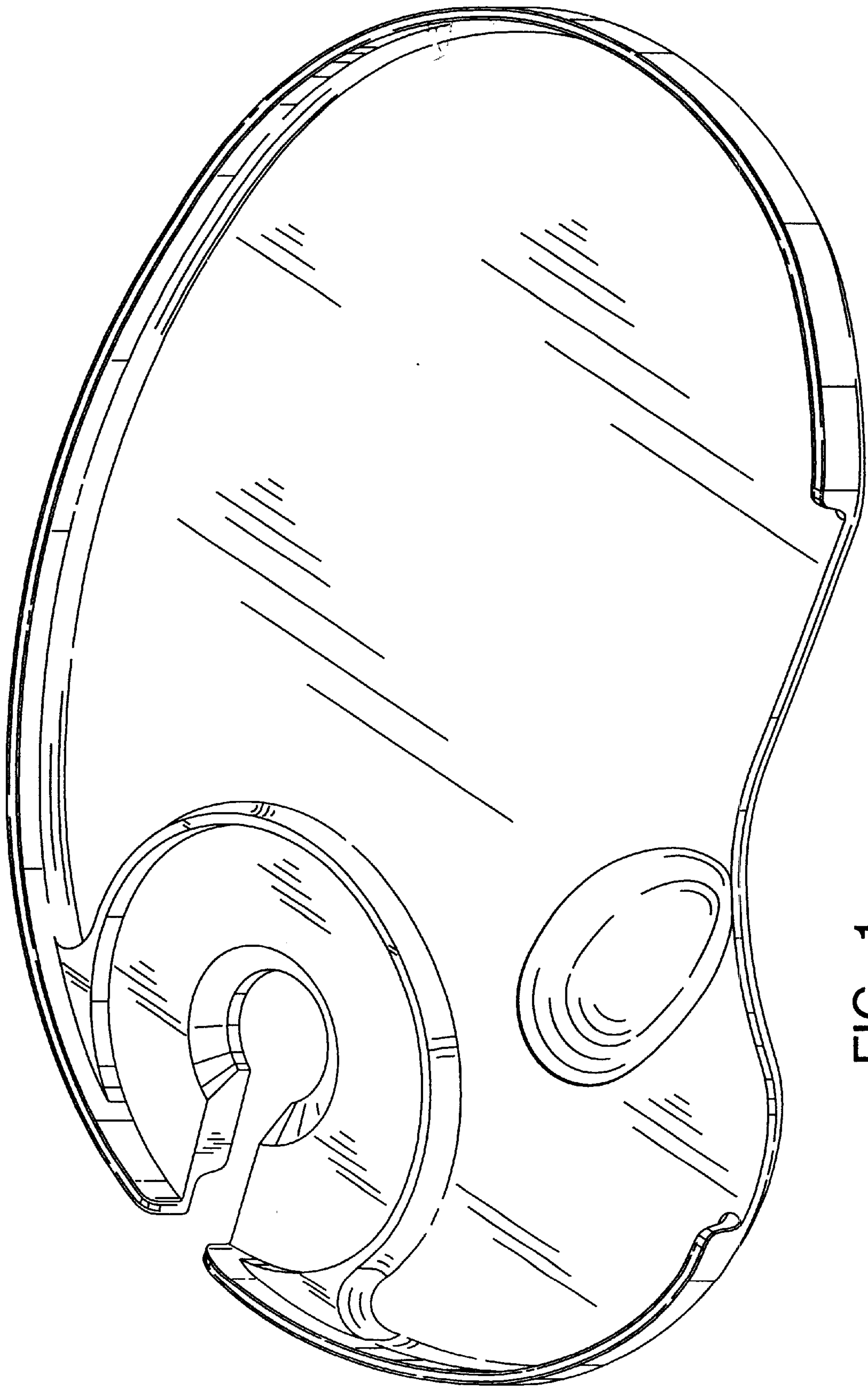


FIG. 1

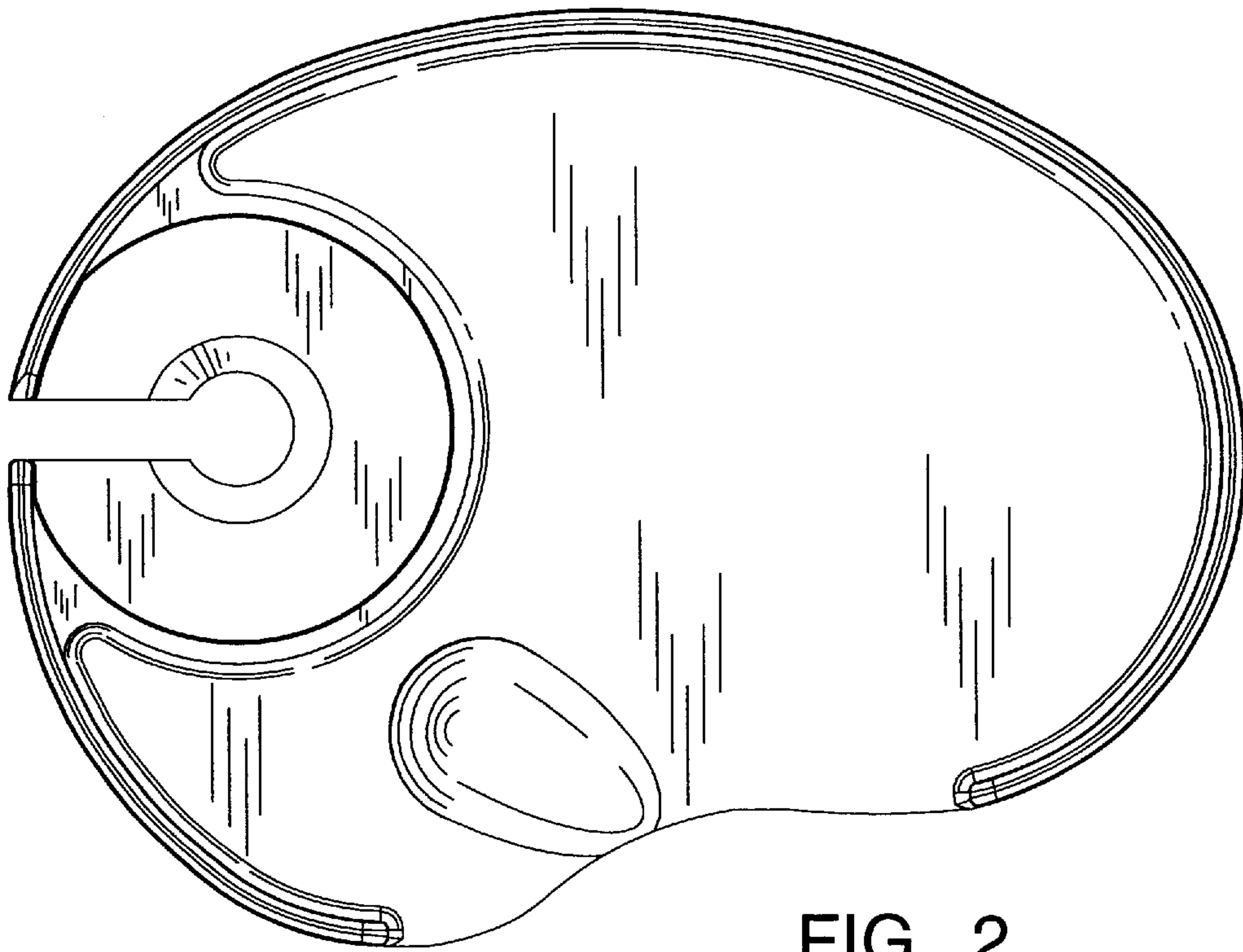


FIG. 2

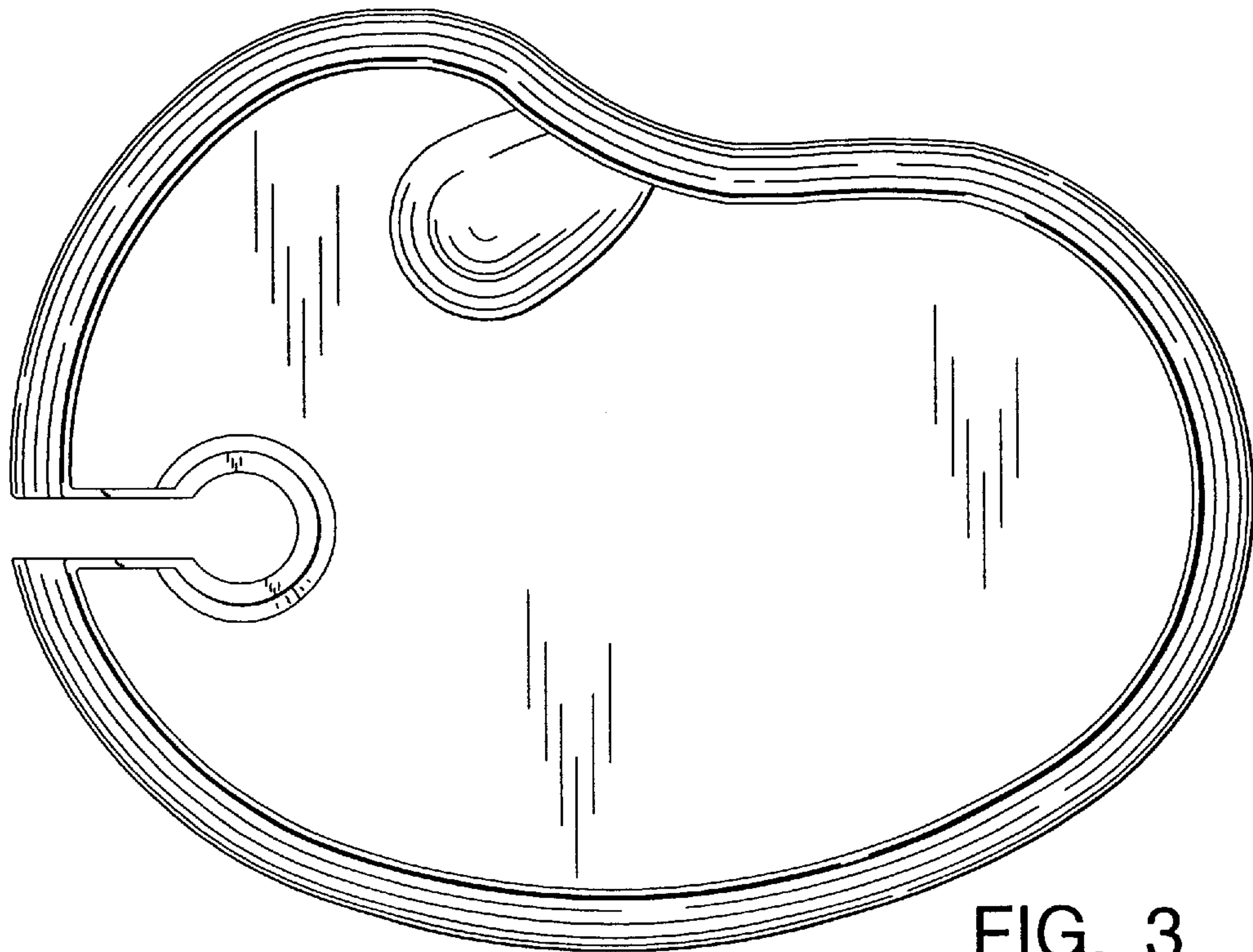


FIG. 3



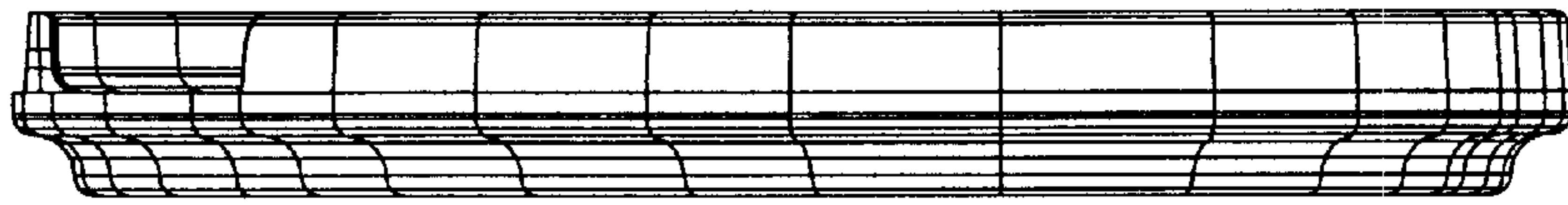


FIG. 4

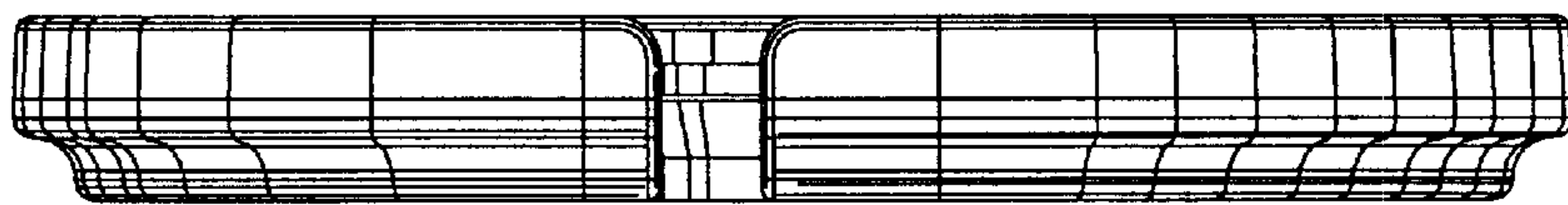


FIG. 5

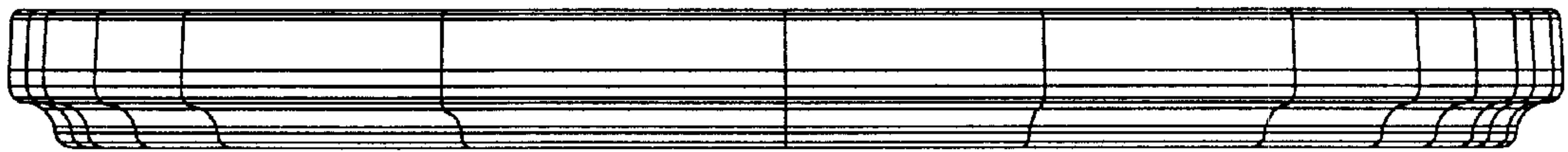


FIG. 6




FIG. 7