



US00D453862S

(12) **United States Design Patent**
Cormier et al.

(10) **Patent No.:** **US D453,862 S**

(45) **Date of Patent:** **** Feb. 19, 2002**

(54) **CANDLE QUENCHER**

(76) Inventors: **Sharon K. Cormier**, 443 Buff Cap Rd., Tolland, CT (US) 06084; **Simone M. Dion**, 386 Neipsic Rd., Glastonbury, CT (US) 06033

(**) Term: **14 Years**

(21) Appl. No.: **29/131,255**

(22) Filed: **Oct. 17, 2000**

(51) **LOC (7) Cl.** **26-99**

(52) **U.S. Cl.** **D29/127; D28/55; D7/686**

(58) **Field of Search** **D29/125-127; D26/10, 22-23; D7/665, 666, 686, 687; 431/144, 146-152, 33-34, 129, 251; D24/143; D28/55; 28/55; 294/8.5, 11**

(56) **References Cited**

U.S. PATENT DOCUMENTS

1,678,399	A	*	7/1928	Larsen	431/146
2,653,048	A	*	9/1953	Novak	D7/686
2,704,071	A	*	3/1955	Becker	D24/143
3,463,157	A	*	8/1969	Hunt	D24/143
3,775,037	A	*	11/1973	Sande	431/144
D286,326	S	*	10/1986	Gautam	D24/143 X
D345,602	S	*	3/1994	Metz	D24/143
D412,997	S	*	8/1999	Wise	D26/23

* cited by examiner

Primary Examiner—Louis S. Zarfaz
Assistant Examiner—Robert A. Delehanty
(74) *Attorney, Agent, or Firm*—Joseph R. Birkner

(57) **CLAIM**

The ornamental design for a candle quencher, as shown and described.

DESCRIPTION

FIG. 1 is a perspective view of a candle quencher showing our new design;

FIG. 2 is a right side elevation view of the candle quencher of FIG. 1 with the left side elevation view being a mirror image thereof;

FIG. 3 is a top plan view thereof;

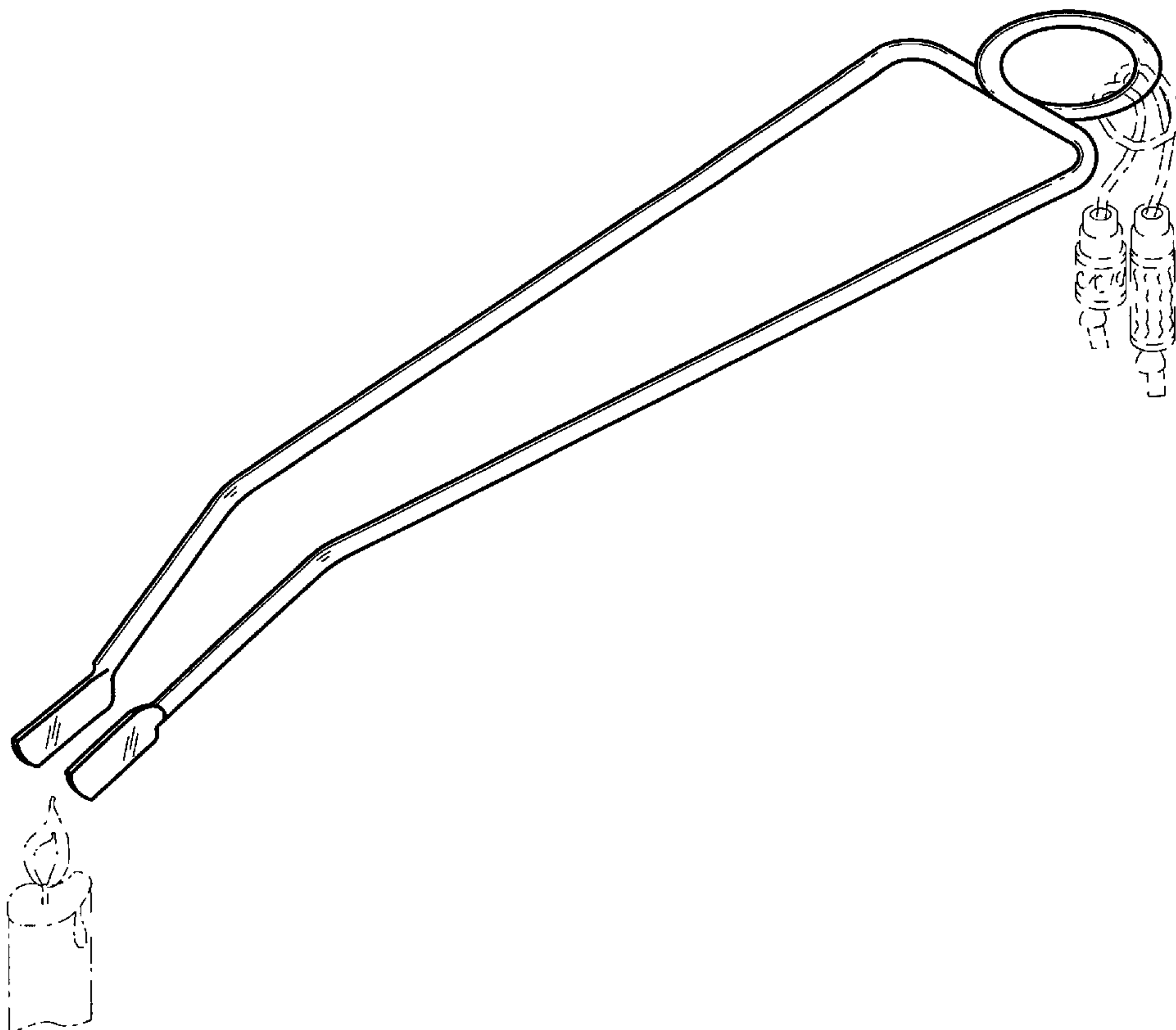
FIG. 4 is a front elevation view thereof;

FIG. 5 is a rear elevation view thereof; and,

FIG. 6 is a bottom plan view thereof.

The broken line showing of the candle in FIG. 1 is for illustrative purposes only and forms no part of the claimed design. The broken line showing of the lace with the bead-like attachments of the candle quencher in FIGS. 1-6 are for illustrative purposes only, merely showing the types of laces and decorative attachments that can be used on the candle quencher and form no part of the claimed design.

1 Claim, 2 Drawing Sheets



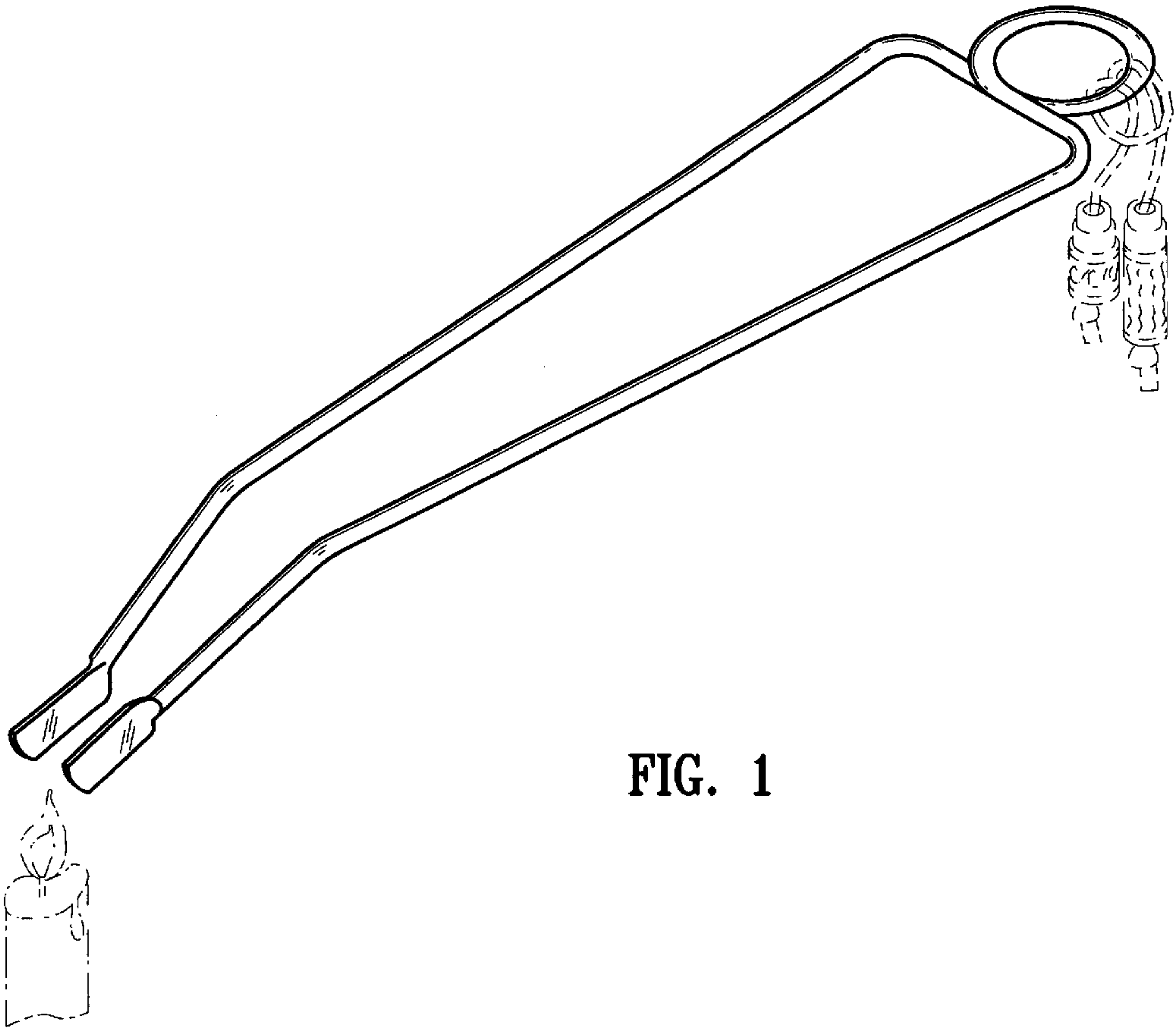


FIG. 1




FIG. 2

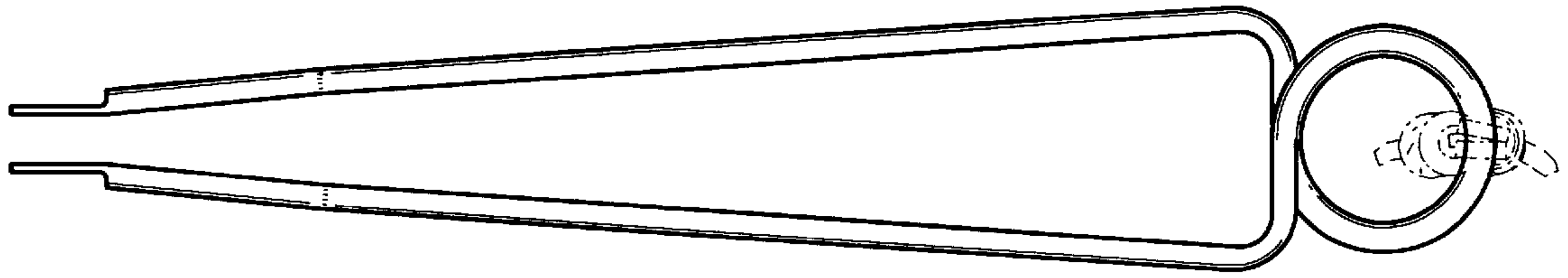


FIG. 3

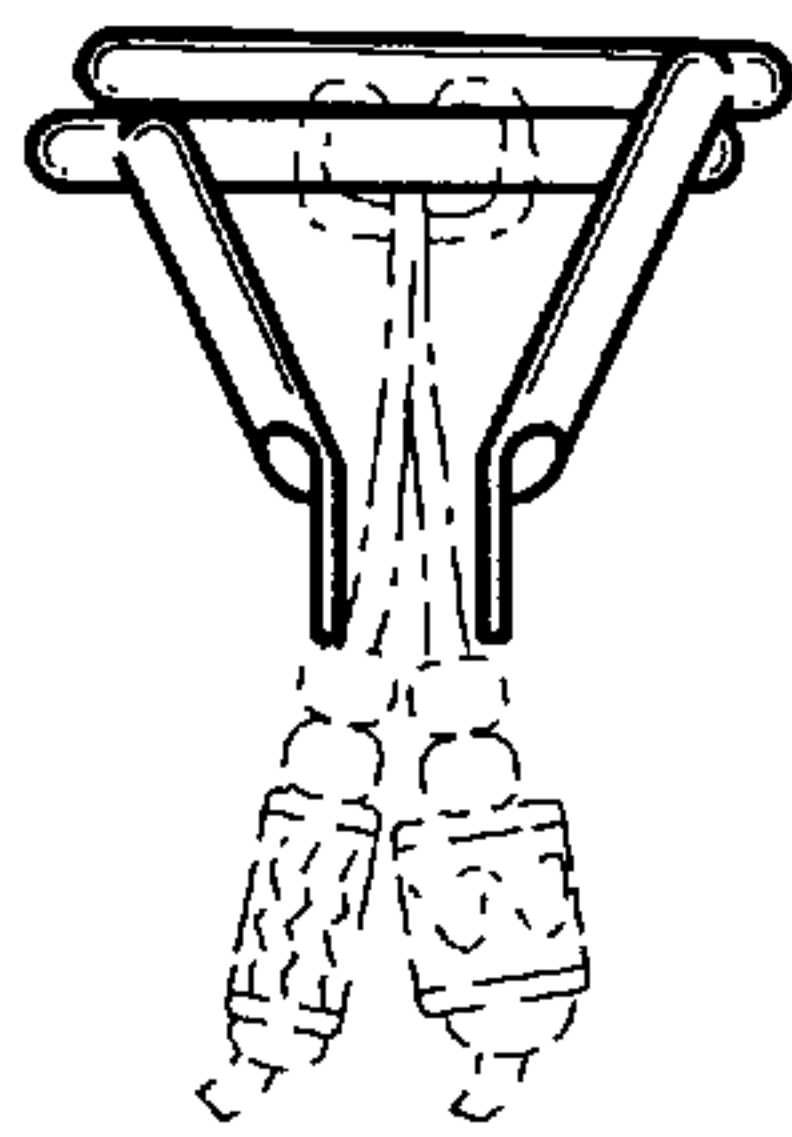


FIG. 4

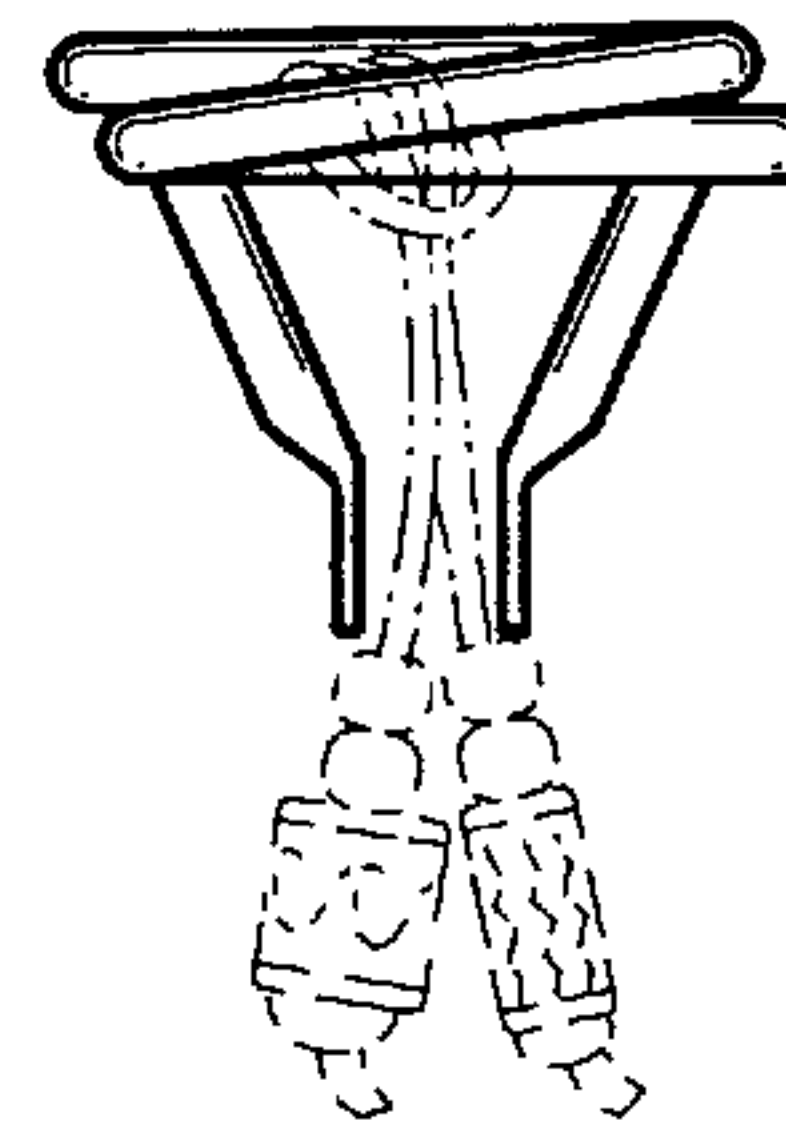


FIG. 5

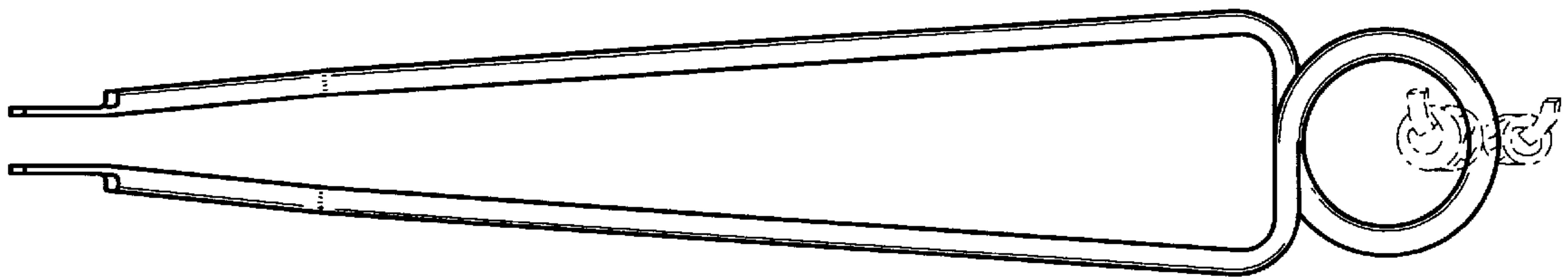


FIG. 6