



US00D453856S

(12) **United States Design Patent**
Baek

(10) **Patent No.:** **US D453,856 S**

(45) **Date of Patent:** **** Feb. 19, 2002**

(54) **HAIR HOLDING DEVICE**

6,041,792 A * 3/2000 Kennedy 132/273

(76) Inventor: **John Baek**, 7224 Durango Cir.,
Carlsbad, CA (US) 92009

(**) Term: **14 Years**

(21) Appl. No.: **29/137,615**

(22) Filed: **Feb. 23, 2001**

(51) **LOC (7) Cl.** **28-03**

(52) **U.S. Cl.** **D28/39; D28/41**

(58) **Field of Search** **D28/39-43; D3/207,**
D3/208; 132/273, 275, 276

(56) **References Cited**

U.S. PATENT DOCUMENTS

3,099,271 A	*	7/1963	Dubelier	132/273
3,301,266 A		1/1967	Hoffman	132/273
D220,019 S		2/1971	Soloman	D28/39
3,626,955 A	*	12/1971	Greenwood	132/273
3,751,769 A		8/1973	Reiner	132/273
D242,395 S	*	11/1976	Bellin	D3/207
D309,526 S	*	7/1990	Hofmann	D3/207
D395,100 S	*	6/1998	Nahoum	D28/41

OTHER PUBLICATIONS

HongKong Enterprise, Oct., 1997, p. 1149, hair holders with beads, bottom photograph.*

* cited by examiner

Primary Examiner—Lucy Lieberman

(74) *Attorney, Agent, or Firm*—John J. Murphey

(57) **CLAIM**

The ornamental design for a hair holding device, as shown.

DESCRIPTION

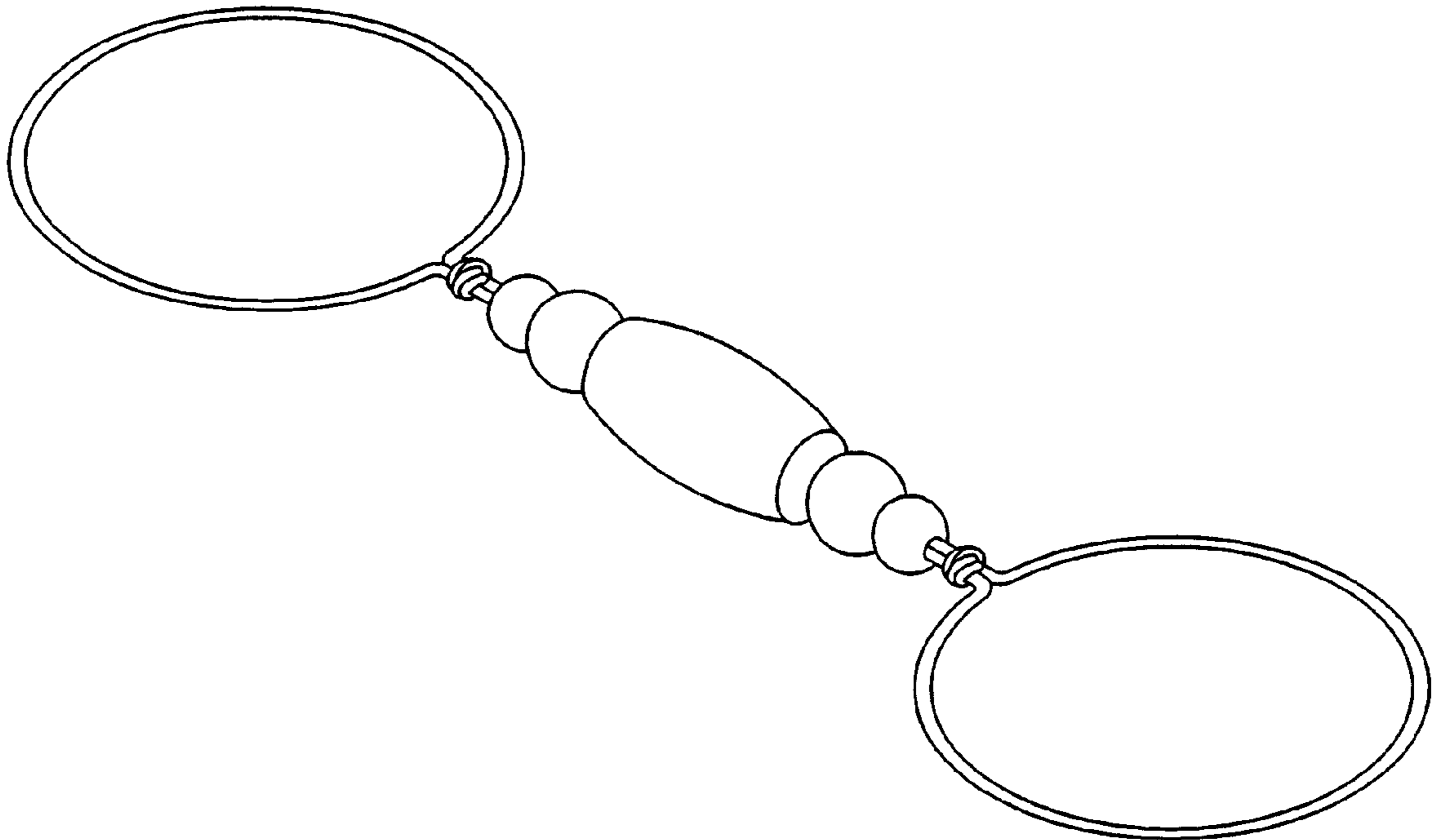
FIG. 1 is a front perspective view of the hair holding device showing my new design;

FIG. 2 is a top plan view thereof with the bottom plan view being a mirror image thereof;

FIG. 3 is a left side elevational view thereof with the right side elevational view being a mirror image thereof; and,

FIG. 4 is a front end elevational view thereof with the rear end elevational view being a mirror image thereof.

1 Claim, 1 Drawing Sheet



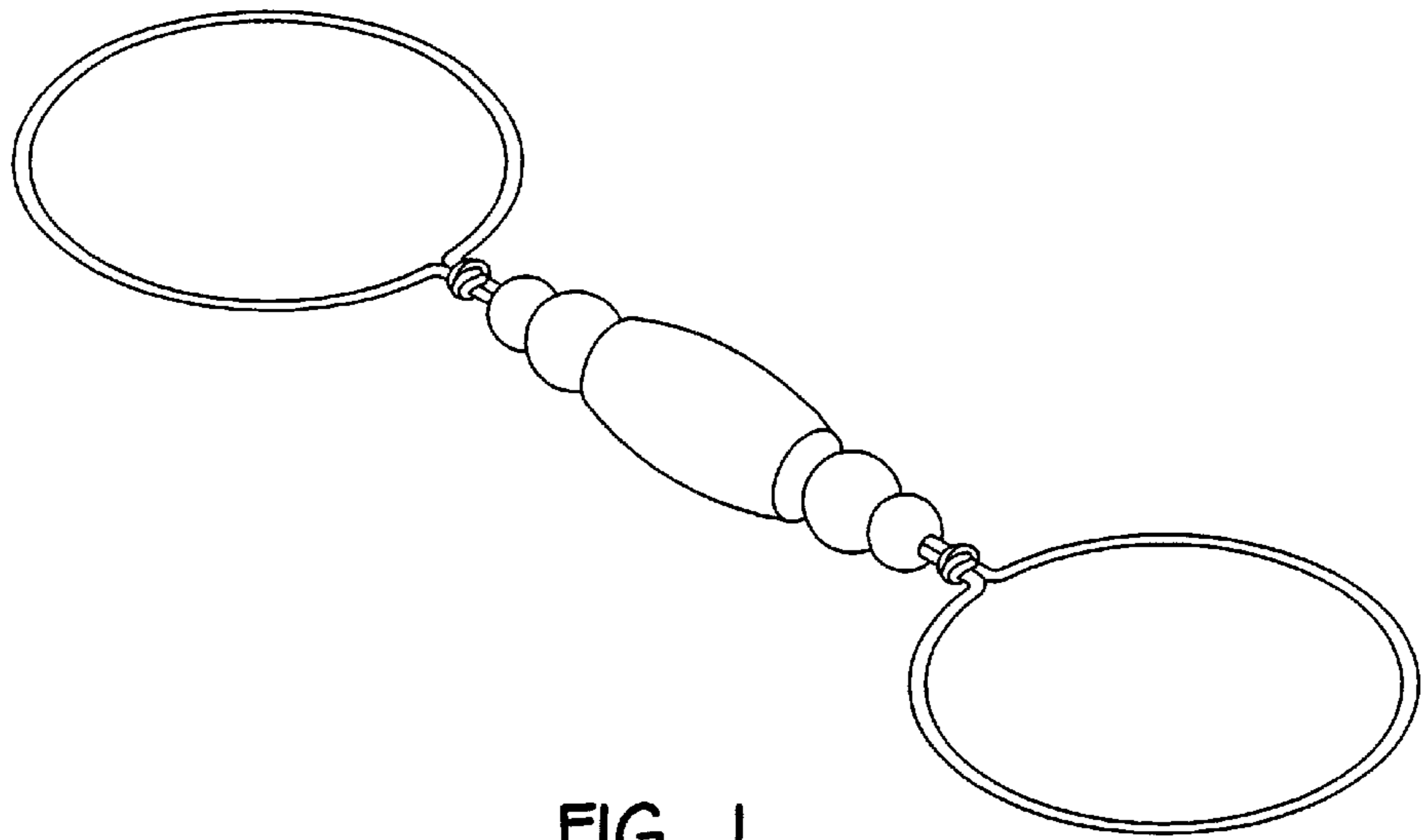


FIG. 1

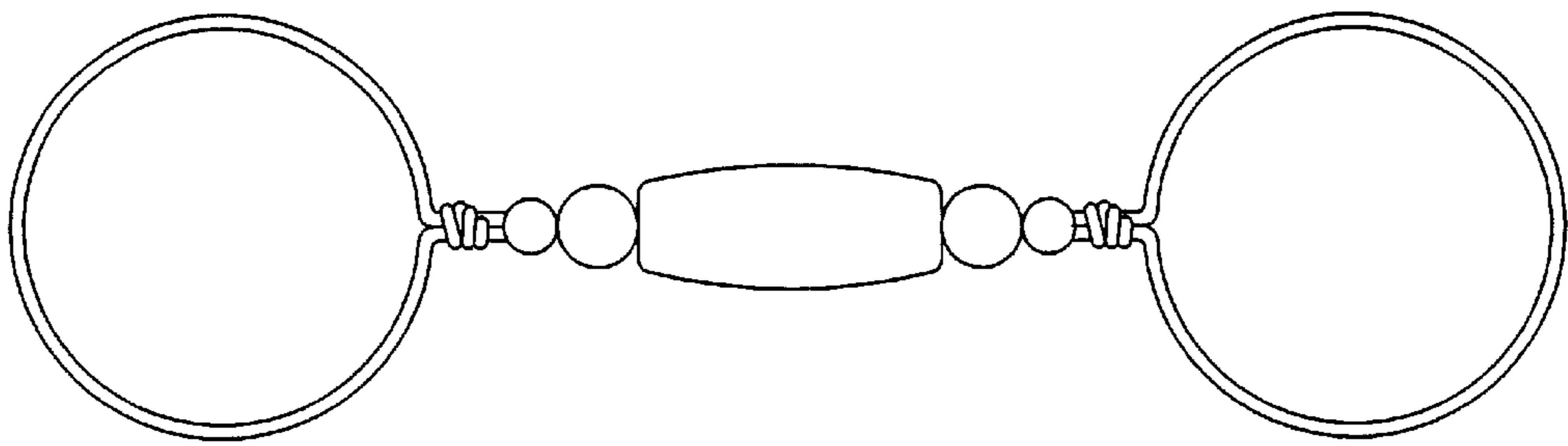


FIG. 2

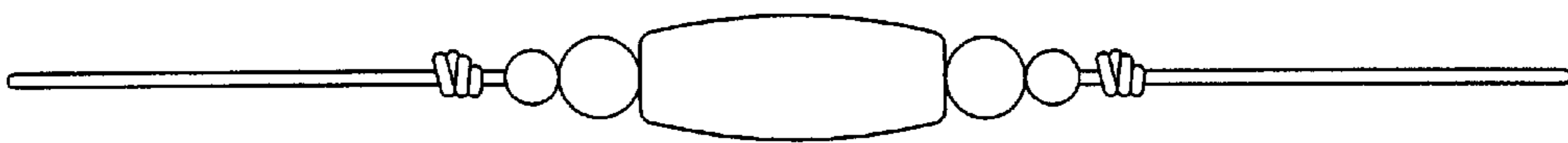


FIG. 3

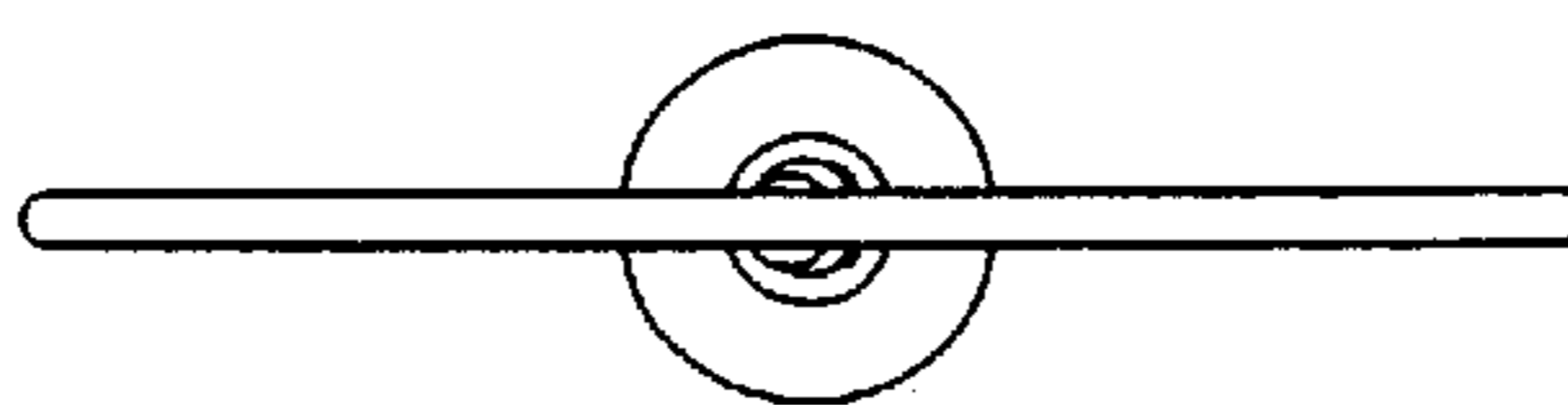


FIG. 4