



US00D453853S

(12) **United States Design Patent**
Johnson et al.

(10) **Patent No.:** **US D453,853 S**

(45) **Date of Patent:** **** Feb. 19, 2002**

(54) **ARM FOR LIGHTING FIXTURE**

D434,522 S * 11/2000 D'Armond et al. D26/155

(75) Inventors: **Aaron Mitchell Johnson**, Fort Worth, TX (US); **K. K. Chu**, Sanpokong Kln. (HK)

OTHER PUBLICATIONS

Taiwan Lighting, Aug. 1996, p. 305, light fixture arm #A65.*

(73) Assignee: **Quorum International, L.P.**, Fort Worth, TX (US)

* cited by examiner

(**) Term: **14 Years**

Primary Examiner—Susan J. Lucas

(21) Appl. No.: **29/135,091**

(74) *Attorney, Agent, or Firm*—Kenneth C. Hill; Hill & Hunn LLP

(22) Filed: **Jan. 5, 2001**

(51) **LOC (7) Cl.** **26-99**

(52) **U.S. Cl.** **D26/155**

(58) **Field of Search** D26/80-92, 142, D26/154, 155; 362/432, 457, 458, 806, 805

(57) **CLAIM**

The ornamental design for an arm for lighting fixture, as shown and described.

(56) **References Cited**

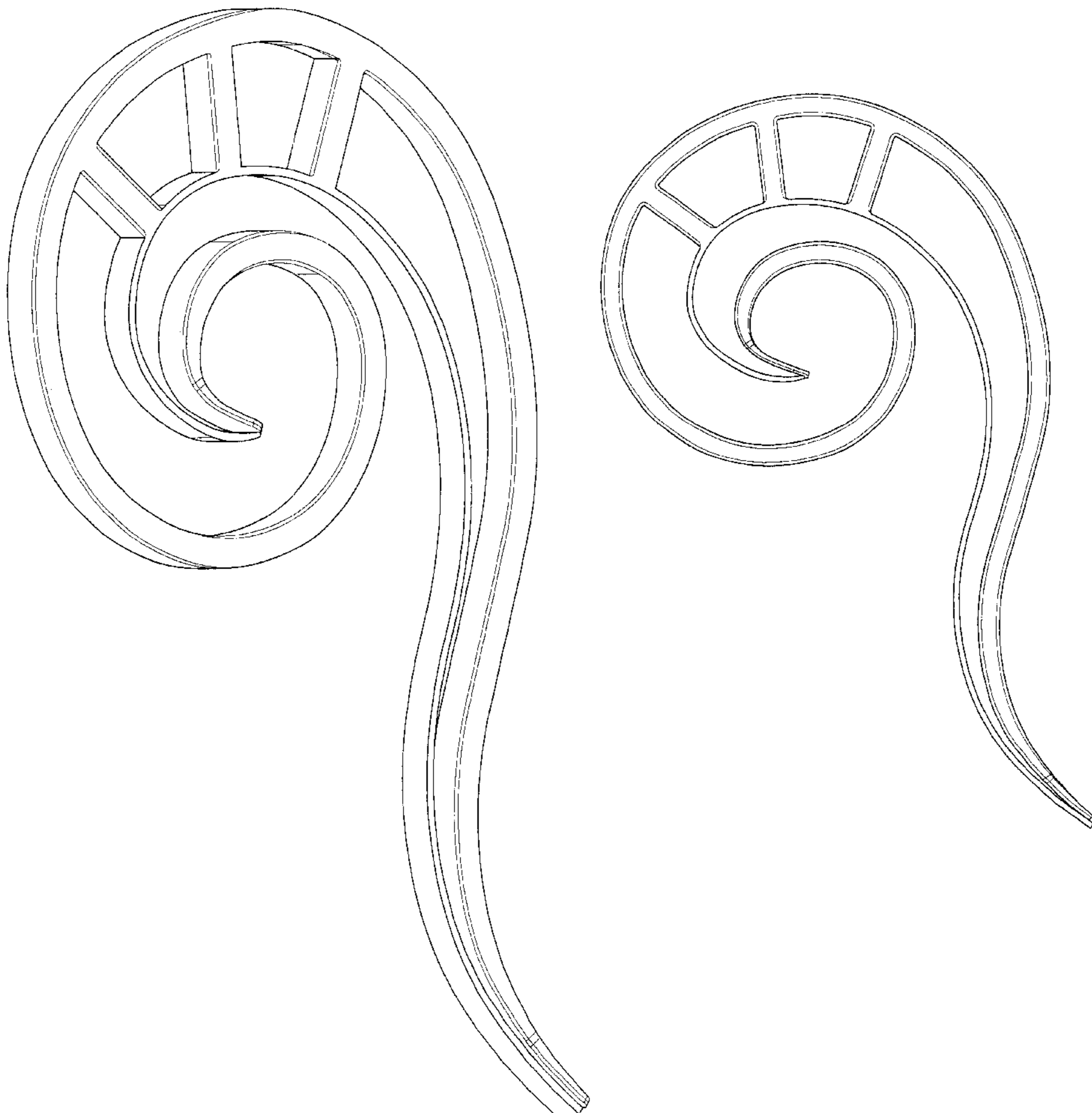
DESCRIPTION

U.S. PATENT DOCUMENTS

D72,801 S * 6/1927 Peinlich D26/142
D428,191 S * 7/2000 Von Kluck D26/155

FIG. 1 is a perspective view of the arm for lighting fixture.
FIG. 2 is a front view of the arm.
FIG. 3 is a left side view of the arm.
FIG. 4 is a right side view of the arm.
FIG. 5 is a top view of the arm; and,
FIG. 6 is a bottom view of the arm.

1 Claim, 2 Drawing Sheets



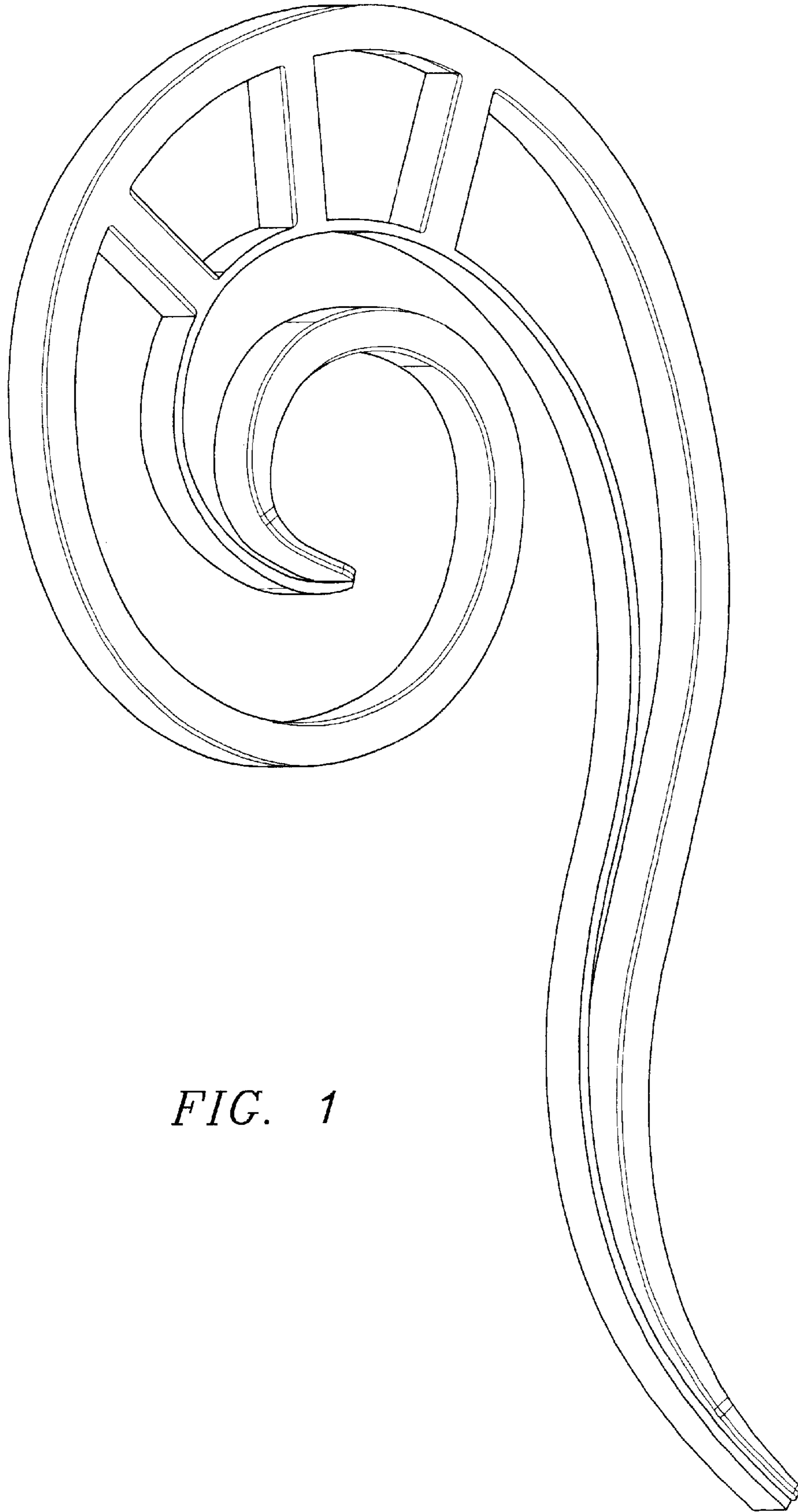


FIG. 1




FIG. 5

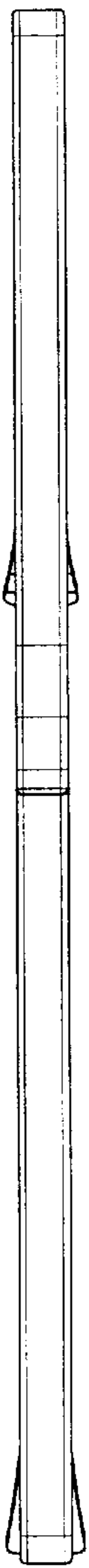


FIG. 3

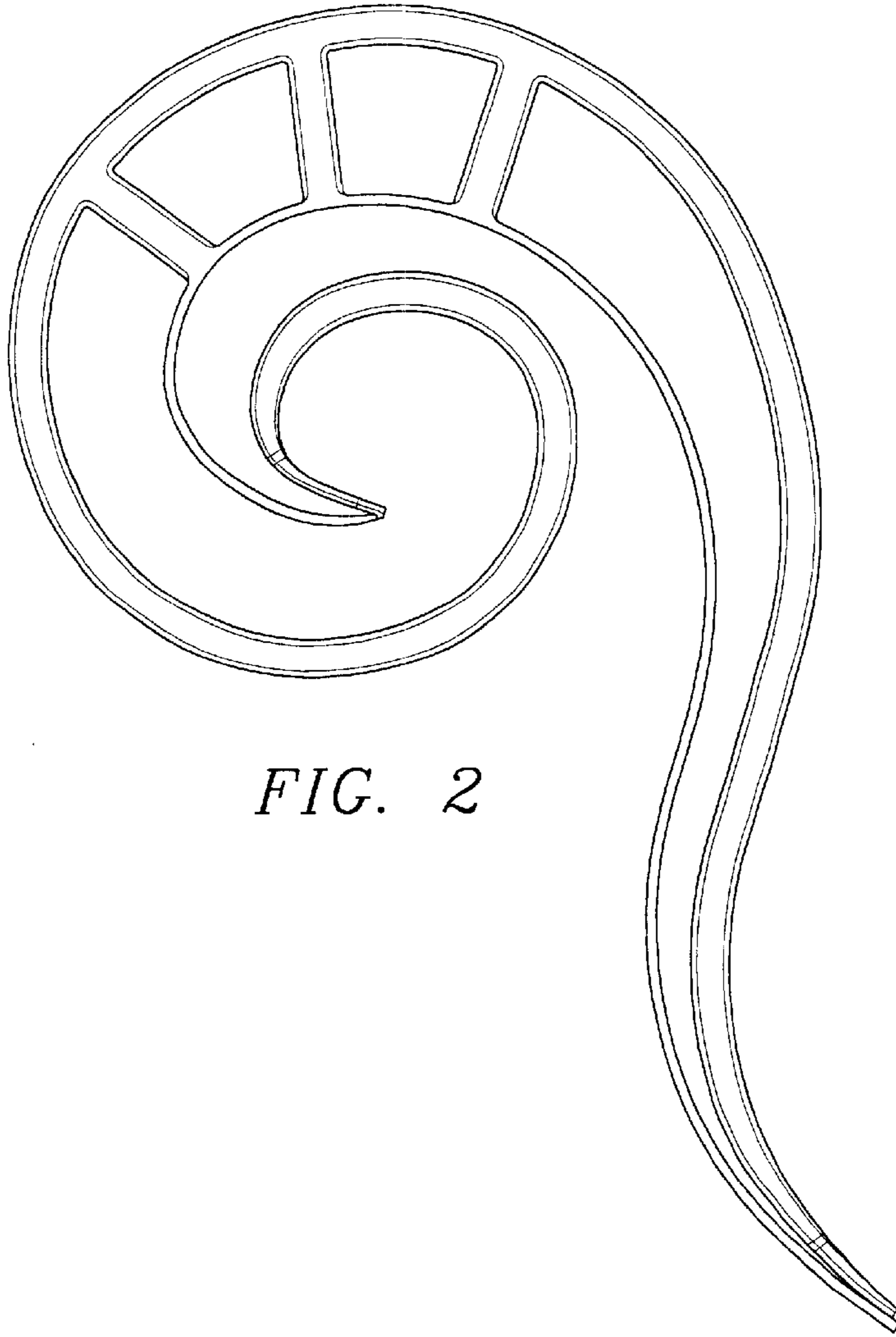


FIG. 2

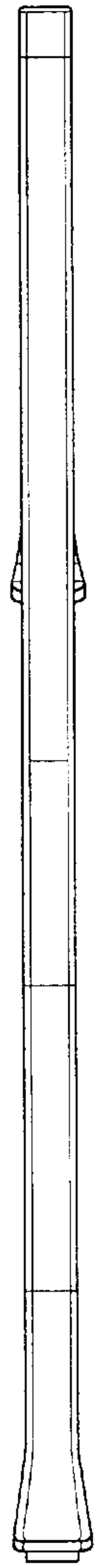


FIG. 4




FIG. 6