



US00D453831S

(12) **United States Design Patent**
English

(10) **Patent No.:** **US D453,831 S**

(45) **Date of Patent:** **** Feb. 19, 2002**

(54) **IV COVER**

(76) Inventor: **Debra L English**, P.O. Box 283,
Gainesville, TX (US) 76241

(**) Term: **14 Years**

(21) Appl. No.: **29/140,117**

(22) Filed: **Apr. 12, 2001**

(51) **LOC (7) Cl.** **24-02**

(52) **U.S. Cl.** **D24/130; D24/128**

(58) **Field of Search** D24/130, 127,
D24/128, 169; 128/DIG. 26, 879, 877,
876, 878; 604/179, 174; 2/338

(56) **References Cited**

U.S. PATENT DOCUMENTS

1,360,840 A	11/1920	White	
2,449,882 A *	9/1948	Daniels	128/DIG. 26
2,669,231 A *	2/1954	Fisher	128/DIG. 26
3,160,158 A	12/1964	Rayhart	
D277,986 S	3/1985	Webb	
4,591,356 A *	5/1986	Christie	604/179
5,188,608 A	2/1993	Fritts	
5,403,285 A	4/1995	Roberts	

5,458,267 A	*	10/1995	Curtis et al.	2/338
5,688,248 A	*	11/1997	Lessing, Jr.	604/179
6,042,568 A		3/2000	Gomez	

* cited by examiner

Primary Examiner—Ian Simmons

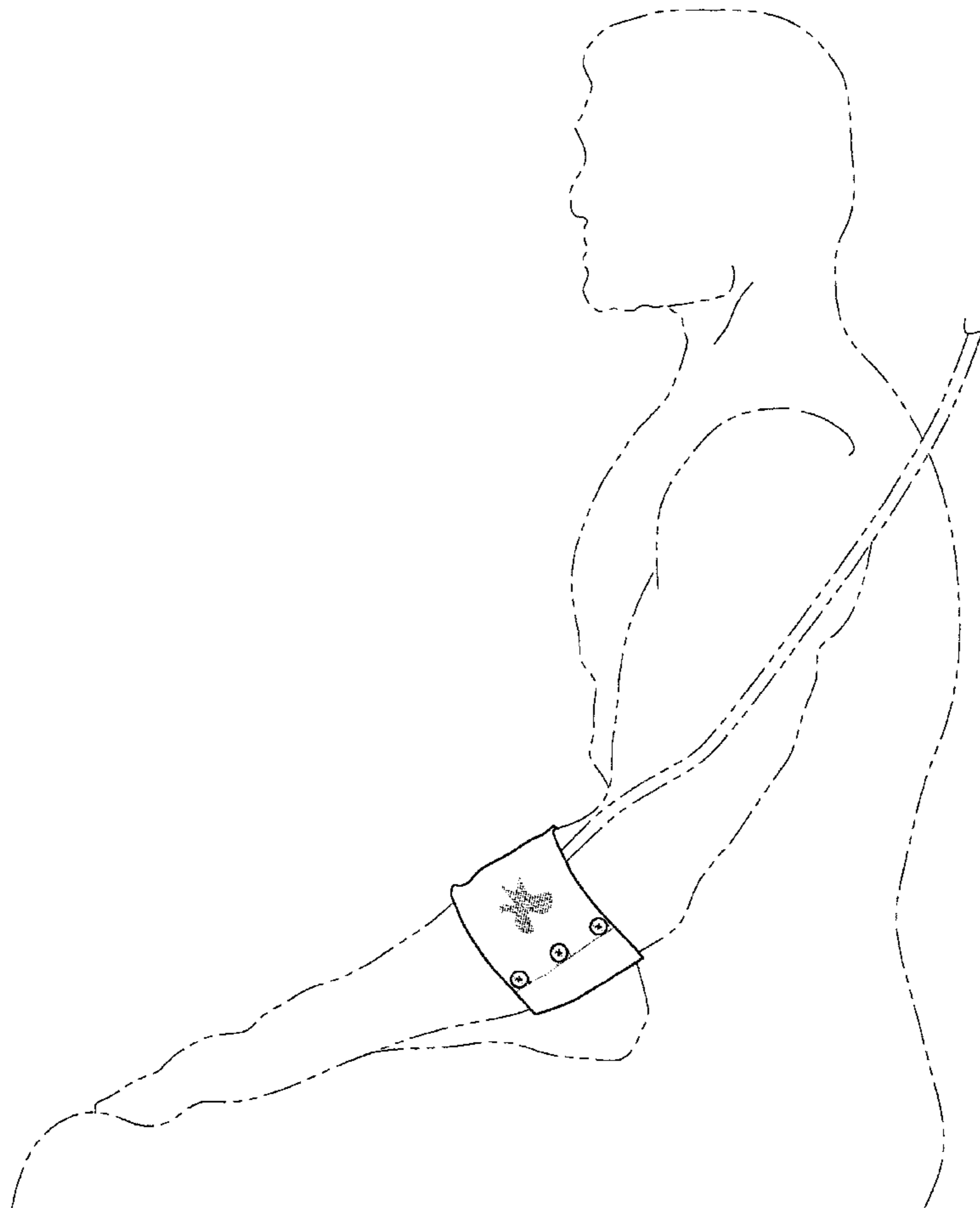
(57) **CLAIM**

The ornamental design for a IV cover, as shown and described.

DESCRIPTION

FIG. 1 is a front elevational view of the IV cover of the present invention;
 FIG. 2 is a rear elevational view of the IV cover of FIG. 1;
 FIG. 3 is a right side elevational view of the IV cover of FIG. 1, the left view being a mirror image thereof;
 FIG. 4 is a top plan view of the IV cover of FIG. 1;
 FIG. 5 is a bottom plan view of the IV cover of FIG. 1; and,
 FIG. 6 is a perspective view thereof, shown in use.
 The broken lines showing of a person and tube in FIG. 6 are for illustrative purposes only and form no part of the claimed design.

1 Claim, 3 Drawing Sheets






FIG. 1




FIG. 2



FIG. 3

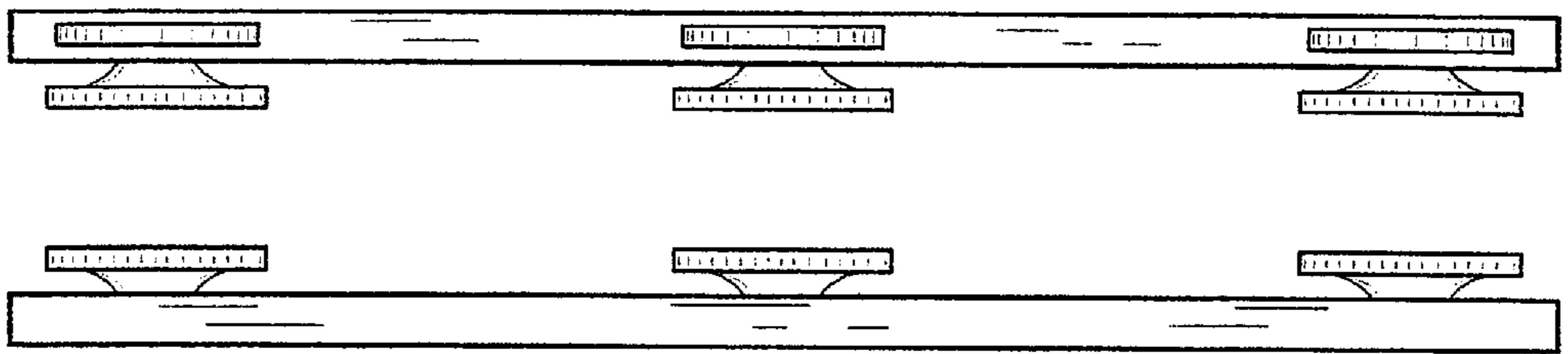


FIG. 4

FIG. 5

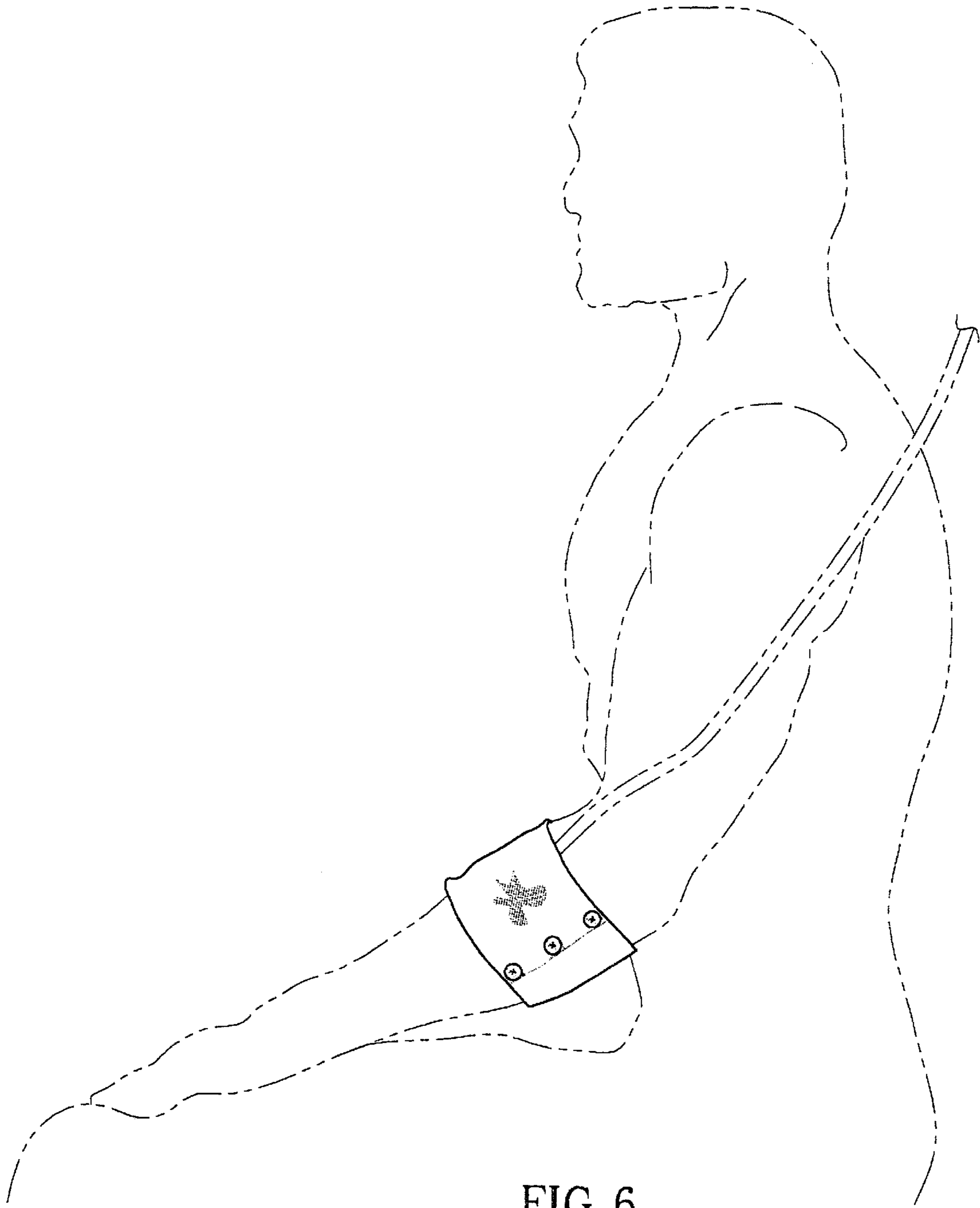


FIG. 6