



US00D453827S

(12) **United States Design Patent**
Kuo et al.

(10) **Patent No.:** **US D453,827 S**

(45) **Date of Patent:** **** Feb. 19, 2002**

(54) **FAN BLADE**

5,320,493 A * 6/1994 Shih et al. 416/223 R

(75) Inventors: **Wei-Chen Kuo; Tsu-Liang Lin;**
Kuo-Cheng Lin; Wen-Shi Huang, all
of Taoyuan Sien (TW)

* cited by examiner

(73) Assignee: **Delta Electronics Inc.,** Taoyuan Sien
(TW)

Primary Examiner—Lisa Lichtenstein
(74) *Attorney, Agent, or Firm*—Darby & Darby

(**) Term: **14 Years**

(57) **CLAIM**

The ornamental design for a fan blade, as shown and described.

(21) Appl. No.: **29/139,595**

(22) Filed: **Apr. 3, 2001**

DESCRIPTION

(30) **Foreign Application Priority Data**

Jan. 8, 2001 (TW) 090300095

(51) **LOC (7) Cl.** **23-04**

(52) **U.S. Cl.** **D23/413**

(58) **Field of Search** 416/223 R, 238,
416/243, 179, 182


FIG. 1 is a perspective view thereof fan blade;
FIG. 2 is a right side elevational view thereof;
FIG. 3 is a top plane view thereof; and
FIG. 4 is a front elevational view thereof;
FIG. 5 is a bottom plane view thereof;
FIG. 6 is a left side elevational view thereof; and,
FIG. 7 is a rear elevational view thereof.

(56) **References Cited**

U.S. PATENT DOCUMENTS

3,851,994 A * 12/1974 Seippel 416/223 R

1 Claim, 4 Drawing Sheets






FIG. 1

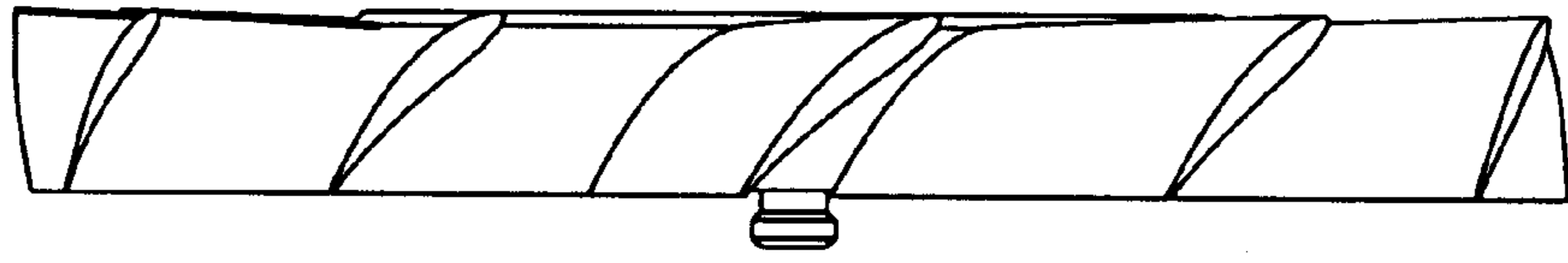


FIG. 2

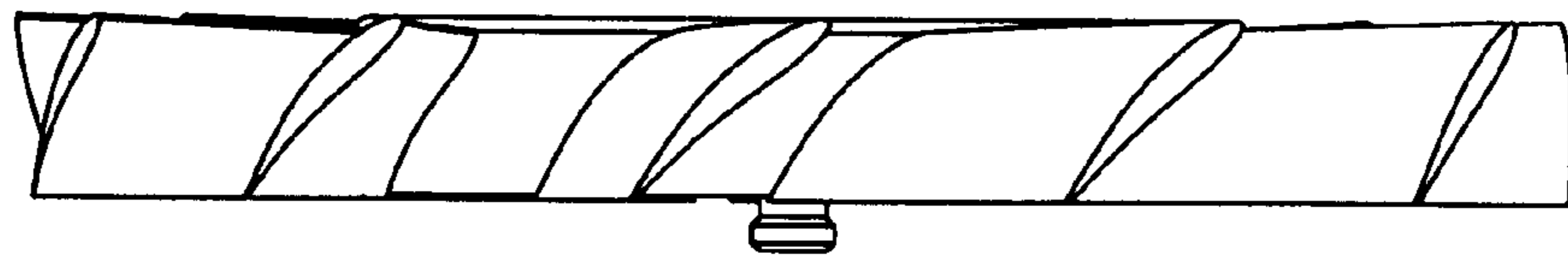


FIG. 3




FIG. 4

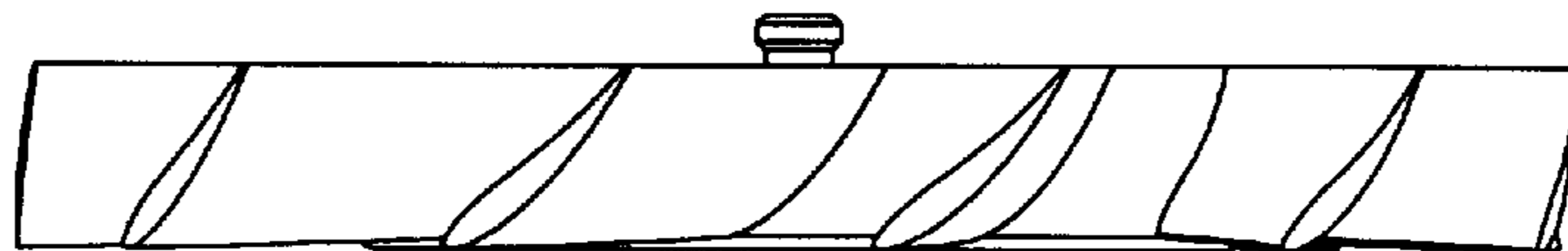


FIG. 5

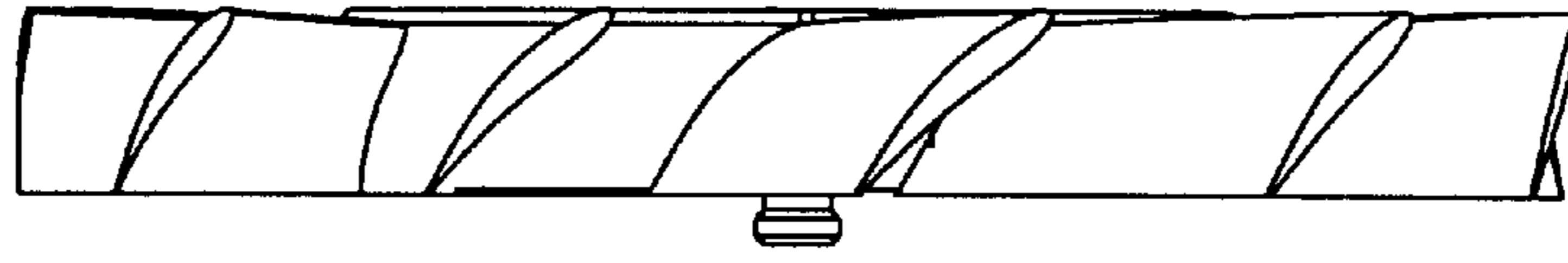


FIG. 6




FIG. 7