



US00D453820S

(12) **United States Design Patent**
Jones et al.

(10) **Patent No.:** **US D453,820 S**

(45) **Date of Patent:** **** Feb. 19, 2002**

(54) **TUB FRAME**

D432,813 S * 10/2000 Hazen et al. D6/480 X

(75) Inventors: **Sherry Lynn Jones**, Pataskala; **Paul P. Kolada**, Bexley; **Michael J. Painter**; **Sean W. Svendsen**, both of Columbus; **Scott M. Cline**, Blacklick, all of OH (US)

* cited by examiner

Primary Examiner—Louis S. Zarfaz
Assistant Examiner—Robert A. Delehanty
(74) *Attorney, Agent, or Firm*—Kramer Levin Naftalis & Frankel LLP

(73) Assignee: **American Standard Inc.**, Piscataway, NJ (US)

(57) **CLAIM**

(**) Term: **14 Years**

The ornamental design for a tub frame, as shown and described.

(21) Appl. No.: **29/140,805**

(22) Filed: **Apr. 25, 2001**

DESCRIPTION

(51) **LOC (7) Cl.** **23-02**

(52) **U.S. Cl.** **D23/304**; D23/280.4; D6/480

(58) **Field of Search** D23/270, 275-278, D23/280.1, 280.4, 303-305; 4/538, 541.1-541.6, 545-548, 551, 555, 559, 571.1-573.1, 580, 584-586, 592, 594; D6/331, 390, 409, 455, 456, 480, 509, 503

FIG. 1 is a top and side perspective view of a tub frame showing our new design in full lines, and environmental association matter shown in broken lines and forms no part of the claimed design;

FIG. 2 is a top plan view thereof;

FIG. 3 is a front elevational view thereof;

FIG. 4 is a side elevational view thereof; and,


FIG. 5 is a bottom plan view thereof.

(56) **References Cited**

U.S. PATENT DOCUMENTS

D414,057 S * 9/1999 Walters, III et al. D6/480

1 Claim, 4 Drawing Sheets



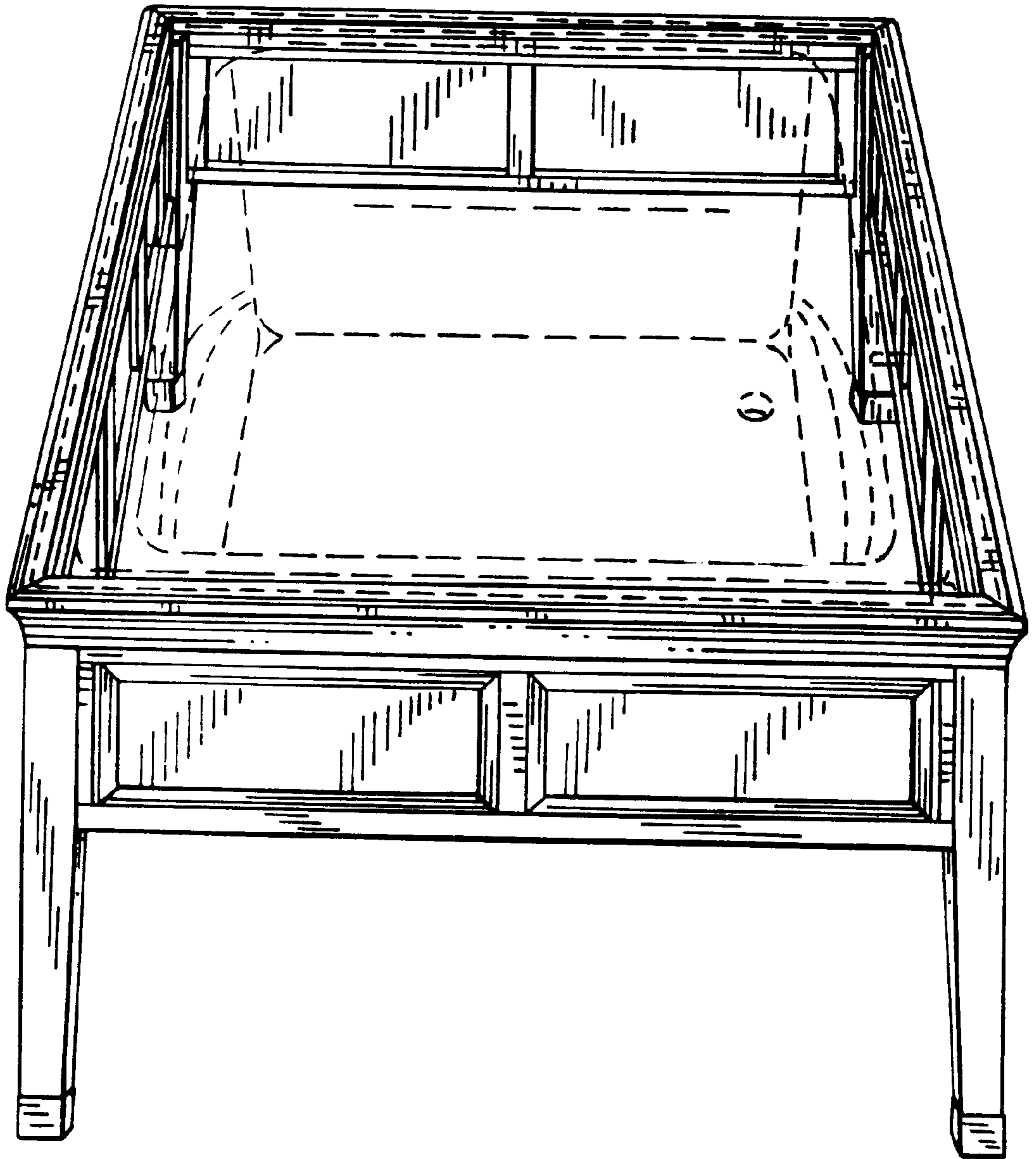


FIG. 1




FIG. 2




FIG. 3

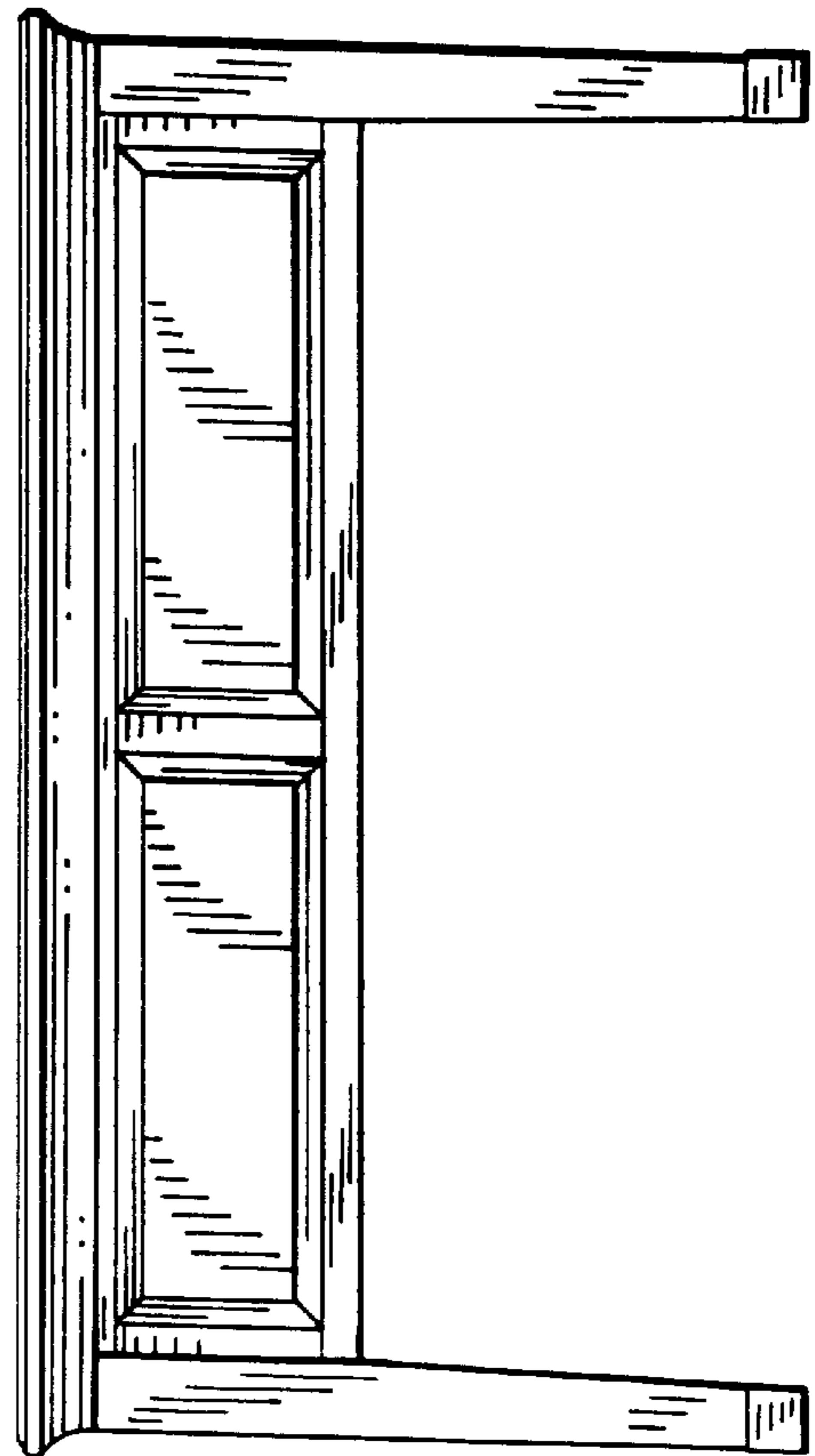


FIG. 4




FIG. 5