



US00D453810S

(12) **United States Design Patent** (10) **Patent No.:** **US D453,810 S**
Lee (45) **Date of Patent:** **** Feb. 19, 2002**

(54) **GOLF TEE**

(76) Inventor: **Kyu-Kwan Lee**, No. 7-202, Doksuri Apartment, 560-8, Shinwol 6-Dong, Yangchun-ku, Seoul (KR)

(**) Term: **14 Years**

(21) Appl. No.: **29/133,530**

(22) Filed: **Nov. 30, 2000**

(30) **Foreign Application Priority Data**

May 31, 2000 (KR) 2000-14219

(51) **LOC (7) Cl.** **21-02**

(52) **U.S. Cl.** **D21/717**

(58) **Field of Search** D21/717; 473/387-403

(56) **References Cited**

U.S. PATENT DOCUMENTS

- 1,781,757 A * 11/1930 Holden 473/387
- 1,846,407 A * 2/1932 Thompson 473/391
- 3,408,079 A * 10/1968 Kirikos 473/398
- 5,672,122 A * 9/1997 Strong 473/398
- D398,361 S * 9/1998 DiCesari et al. D21/717
- D420,076 S * 2/2000 Mezzadra D21/717

* cited by examiner

Primary Examiner—Dominic Simone

(74) *Attorney, Agent, or Firm*—Skjerven Morrill MacPherson LLP

(57) **CLAIM**

The ornamental design for a golf tee, as shown and described.

DESCRIPTION

FIG. 1 is a top, front and right side perspective view of a golf tee showing my new design;

FIG. 2 is a front elevational view thereof; (rear elevational view is same as the front elevational view)

FIG. 3 is a left side elevational view thereof;

FIG. 4 is a right side elevational view thereof;

FIG. 5 is a top plan view thereof;

FIG. 6 is a bottom plan view thereof;

FIG. 7 is a cross-sectional view thereof, along line A—A of FIG. 5; and,

FIG. 8 is a front elevational view thereof in a position for use; the broken line disclosure of environmental structures is for illustrative purposes only and forms no part of the claimed design.

1 Claim, 4 Drawing Sheets




FIG. 1




FIG. 2

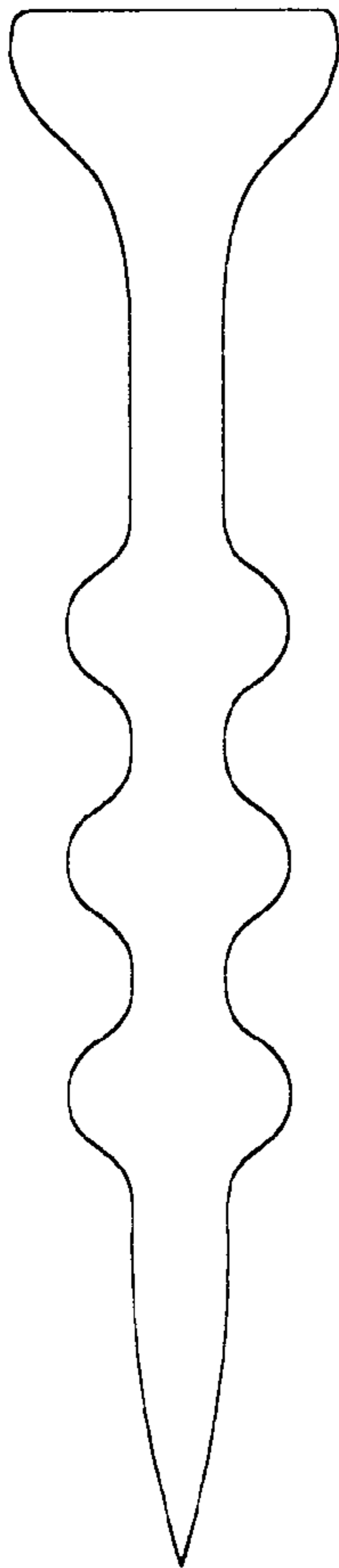


FIG. 7

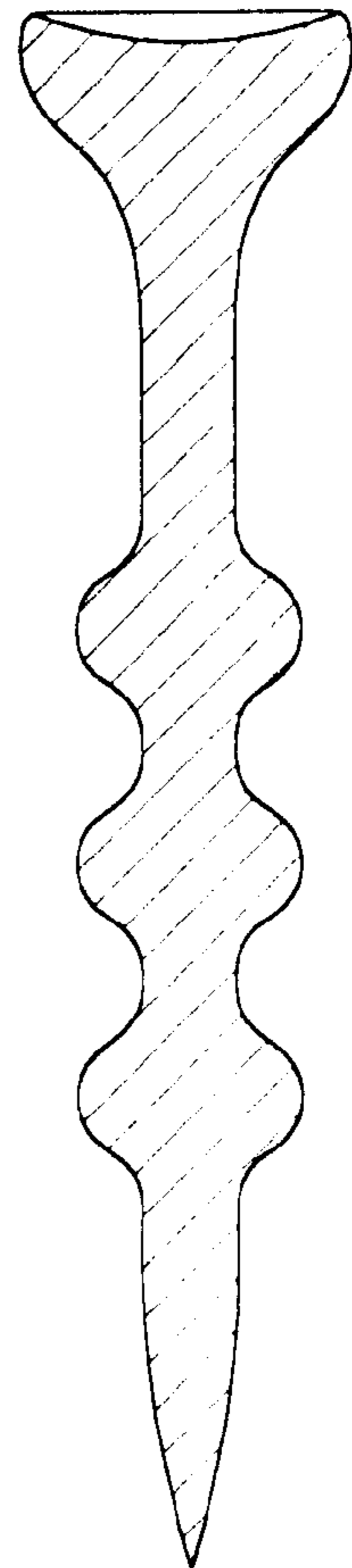


FIG. 3

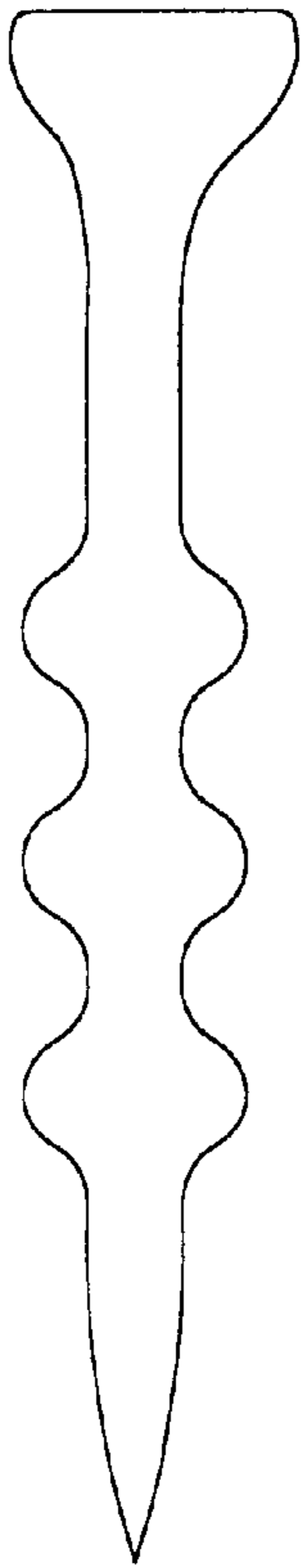


FIG. 4




FIG. 5

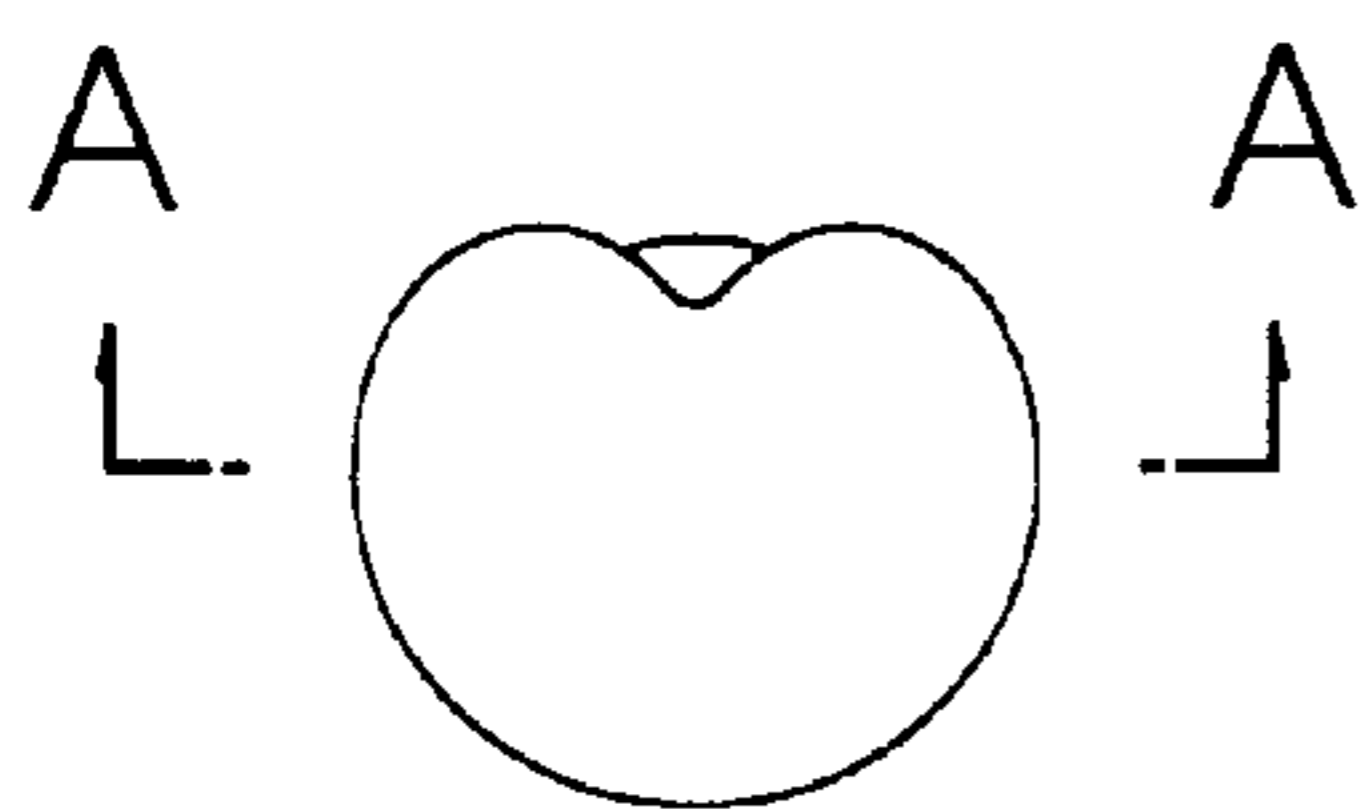


FIG. 6

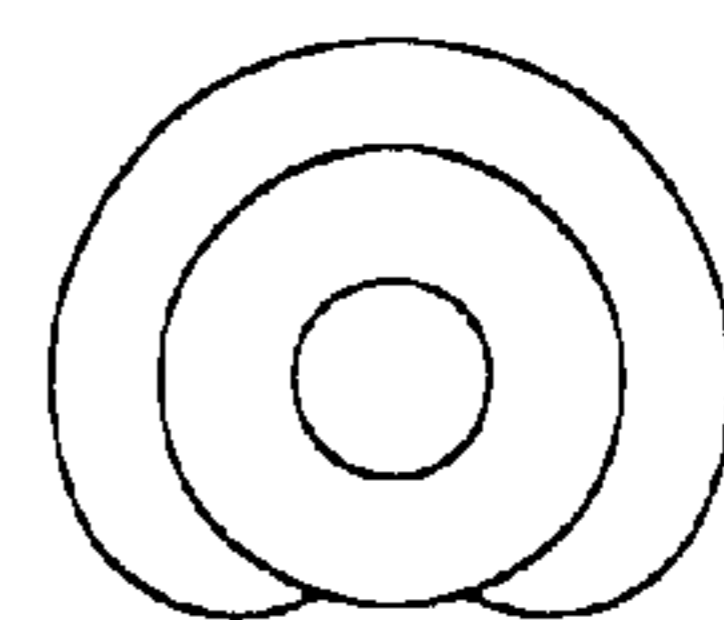


FIG. 8

