



US00D453797S

(12) **United States Design Patent**  
**Cranston et al.**

(10) **Patent No.:** **US D453,797 S**

(45) **Date of Patent:** **\*\* Feb. 19, 2002**

(54) **MESSAGE STICKER**

(75) Inventors: **Joyce Cranston; David Warren**, both of Arvada; **Evan Cotgageorge**, Denver, all of CO (US)

(73) Assignee: **WRS Group, Ltd.**, Waco, TX (US)

(\*\*) Term: **14 Years**

(21) Appl. No.: **29/139,906**

(22) Filed: **Apr. 5, 2001**

(51) **LOC (7) Cl.** ..... **20-02**

(52) **U.S. Cl.** ..... **D20/23**

(58) **Field of Search** ..... D20/10, 11, 22-28, D20/40; 40/1.5, 1.6, 299.01, 300-316; 283/81

(56) **References Cited**

**U.S. PATENT DOCUMENTS**

1,652,907	A	*	12/1927	Nelson et al.	.....	40/666
2,874,495	A	*	2/1959	Fowler	.....	40/1.5
D343,642	S	*	1/1994	Ho	.....	D20/11
D428,932	S	*	8/2000	Caloia et al.	.....	D20/23

\* cited by examiner

*Primary Examiner*—Marcus A. Jackson

(74) *Attorney, Agent, or Firm*—John B. Phillips; Merchant & Gould P.C.

(57) **CLAIM**

The ornamental design for a message sticker, as shown and described.

**DESCRIPTION**

FIG. 1 is a perspective view of a message sticker showing our new design;

FIG. 2 is a front view thereof;

FIG. 3 is a top view thereof;

FIG. 4 is a bottom view thereof;


FIG. 5 is a left side view thereof;


FIG. 6 is a right side view thereof;

FIG. 7 is a rear view thereof; and,


FIG. 8 is a reduced perspective view of the message sticker of FIG. 1 shown in association with an environment; it is understood that the broken lines are for illustrative purposes only and form no part of the claimed design.

**1 Claim, 4 Drawing Sheets**






**FIG. 1**




**FIG. 3**




**FIG. 5**




**FIG. 2**



**FIG. 6**



**FIG. 4**



**FIG. 7**

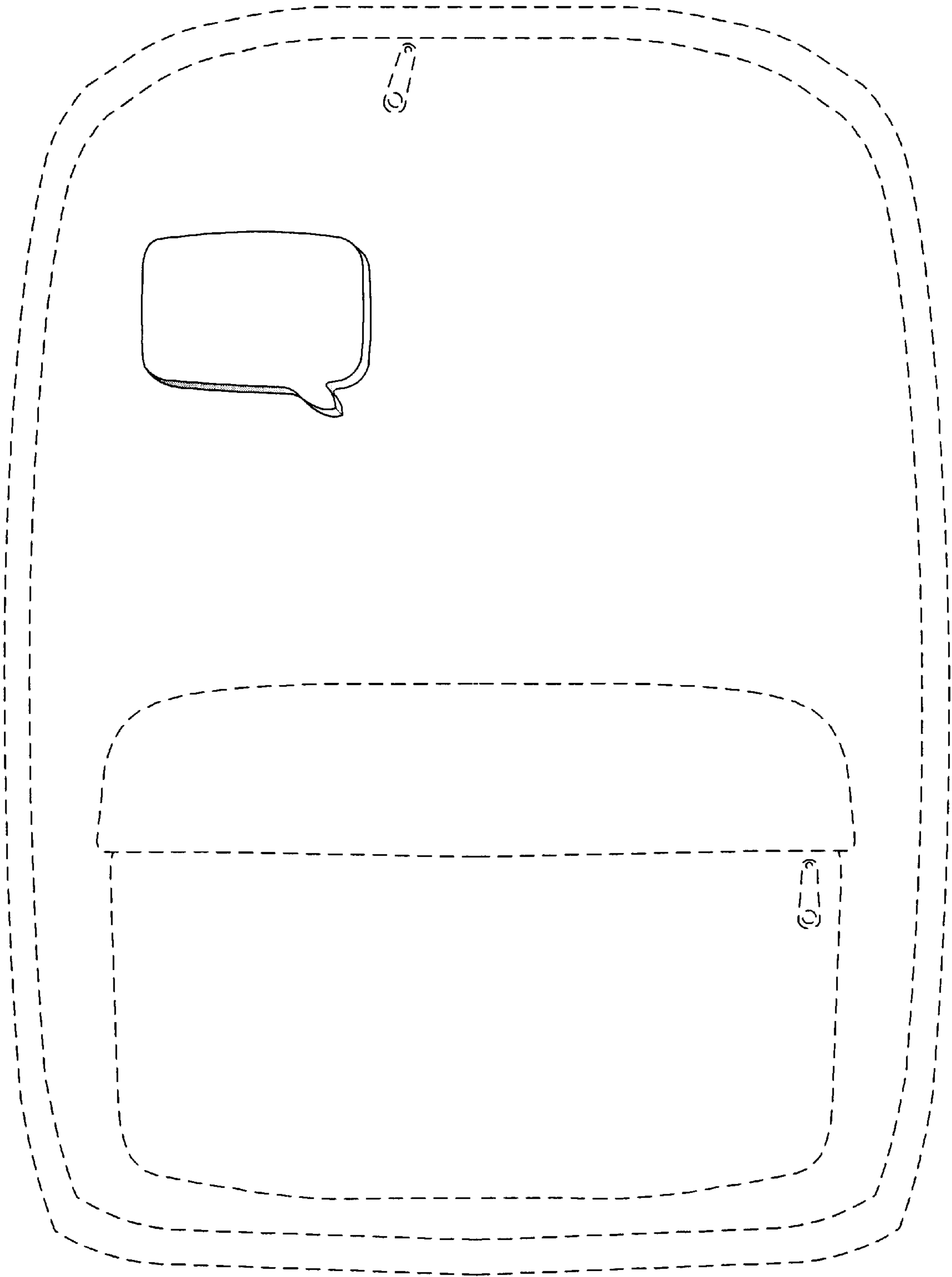


FIG. 8